THIS DRAWING IS UNPUBLISHED. RELEASED FOR PUBLICATION -,- .
© COPYRIGHT - BY TYCO ELECTRONICS CORPORATION. ALL RIGHTS RESERVED.

LOC	DIST
AD	00

REVISIONS

P	LTR	DESCRIPTION	DATE	DWN	APVD
	B	REVISED PER ECO-07-007578	27APR07	DH	DB

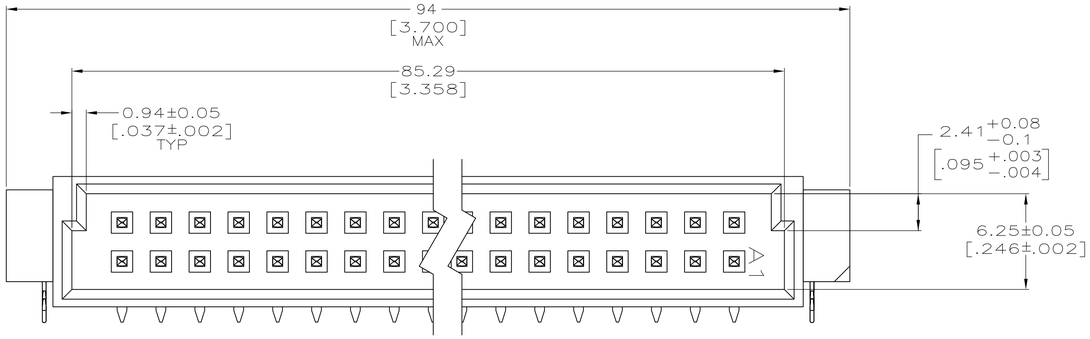

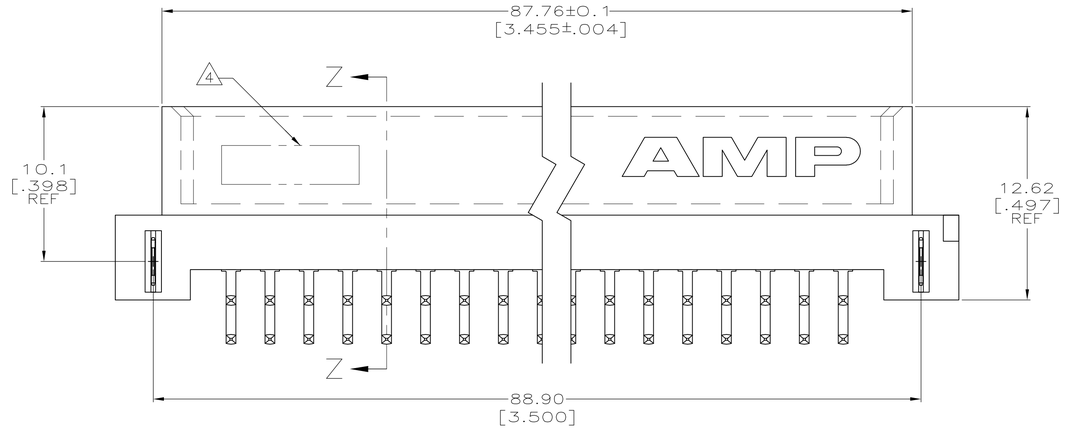

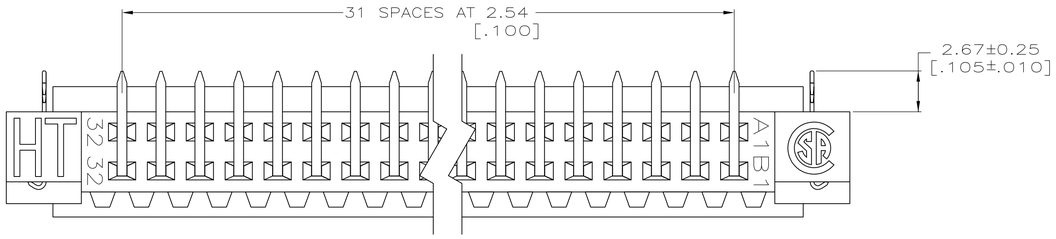

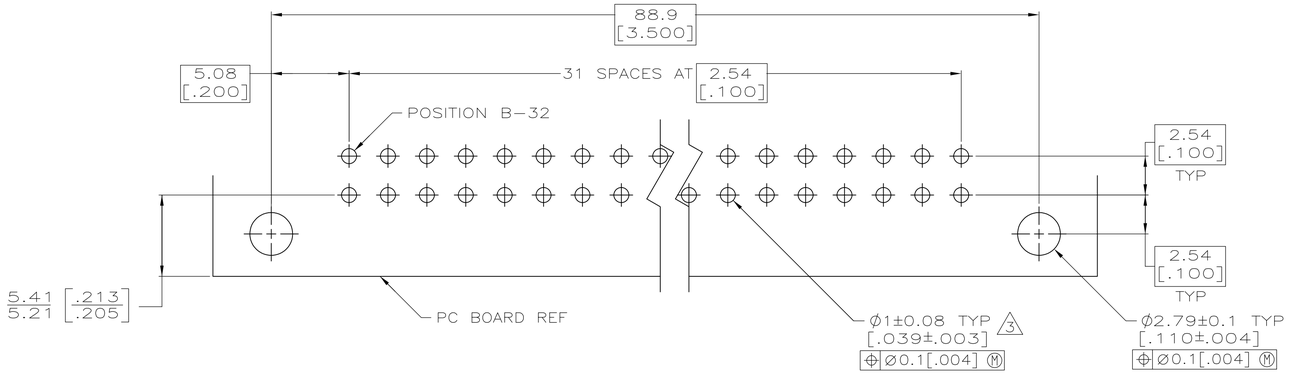

RECOMMENDED PC BOARD LAYOUT

1. HOUSING: HIGH-TEMPERATURE, GLASS-FILLED POLYMER. COLOR: GRAY OR WHITE POST: BRASS.
2. POST: DIN 41612 CLASS 2 IN CONTACT AREA, TIN-LEAD ON POSTS.
3. RECOMMENDED HOLE SIZE FOR MANUAL APPLICATION OF CONNECTOR ONTO PC BOARD.
4. PART NUMBER, DATE CODE MARKED THIS APPROXIMATE AREA.
5. MARKINGS ON THIS SIDE.
6. THE 5.69 [.224] LONG MAKE FIRST POSTS EXCEED THE ALIGNMENT CAPABILITY OF THE HOUSING AND COULD POSSIBLY STUB DURING MATING. CUSTOMER MUST TAKE THIS INTO CONSIDERATION IN CARD CAGE DESIGN.

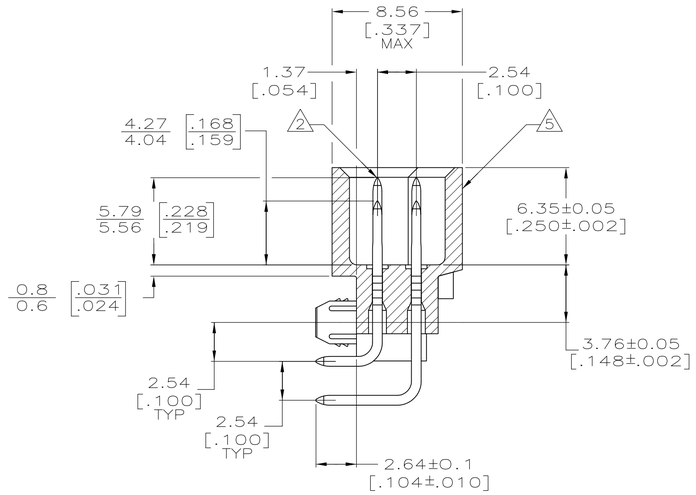

SECTION Z-Z

POSITIONS LOADED WITH 5.69 [.224] CONTACTS	POSITIONS LOADED WITH 4.16 [.164] CONTACTS	ROWS	NO OF LOADED POSITIONS	PART NUMBER
1-32	NONE	B	32	148528-2
1-32	NONE	A	32	
1-3,6-15,18,20-23,25,31,32	4,5,16,17,19,24,26-30	B	32	148528-1
2,3,6,7,11-14,16,20-24,29-31	1,4,5,8-10,15,17-19,25-28,32	A	32	

THIS DRAWING IS A CONTROLLED DOCUMENT.

DIMENSIONS: mm [INCHES]

TOLERANCES UNLESS OTHERWISE SPECIFIED:
0 PLC ± -
1 PLC ± -
2 PLC ± 0.13 [.005]
3 PLC ± -
4 PLC ± -
ANGLES ± -

MATERIAL 1 FINISH 2

DWN B.CARBO 14 APR 99
CHK C.RICHARD 14 APR 99
APVD C.RICHARD 14 APR 99
PRODUCT SPEC —
APPLICATION SPEC —
WEIGHT —

tyco Electronics — Tyco Electronics Corporation, Harrisburg, PA 17105-3608

NAME: PIN ASSEMBLY, EUROCARD, TYPE B WITH BOARDLOCKS AND MFBL CONTACTS, HIGH TEMPERATURE

SIZE	CAGE CODE	DRAWING NO	RESTRICTED TO
A1	00779	C-148528	—

CUSTOMER DRAWING | SCALE 5:1 | SHEET 1 OF 1 | REV B

AMP 4805 REV 31MAR2000

Downloaded From Oneyac.com

单击下面可查看定价，库存，交付和生命周期等信息

>>TE Connectivity(泰科)

Downloaded From Oneyac.com