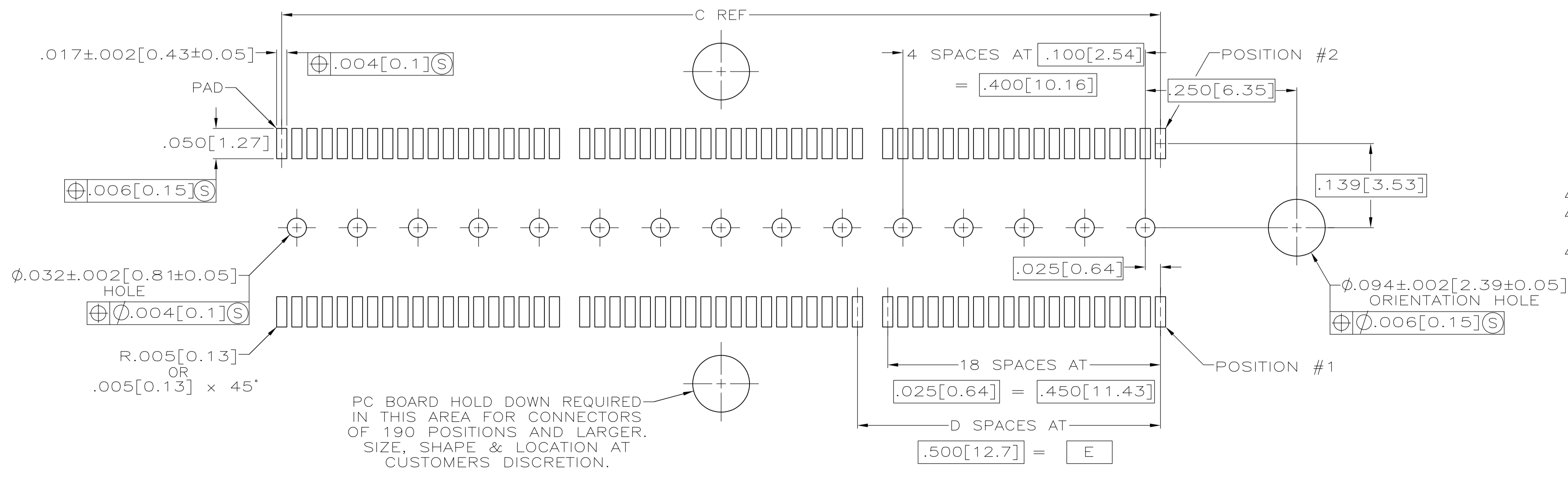
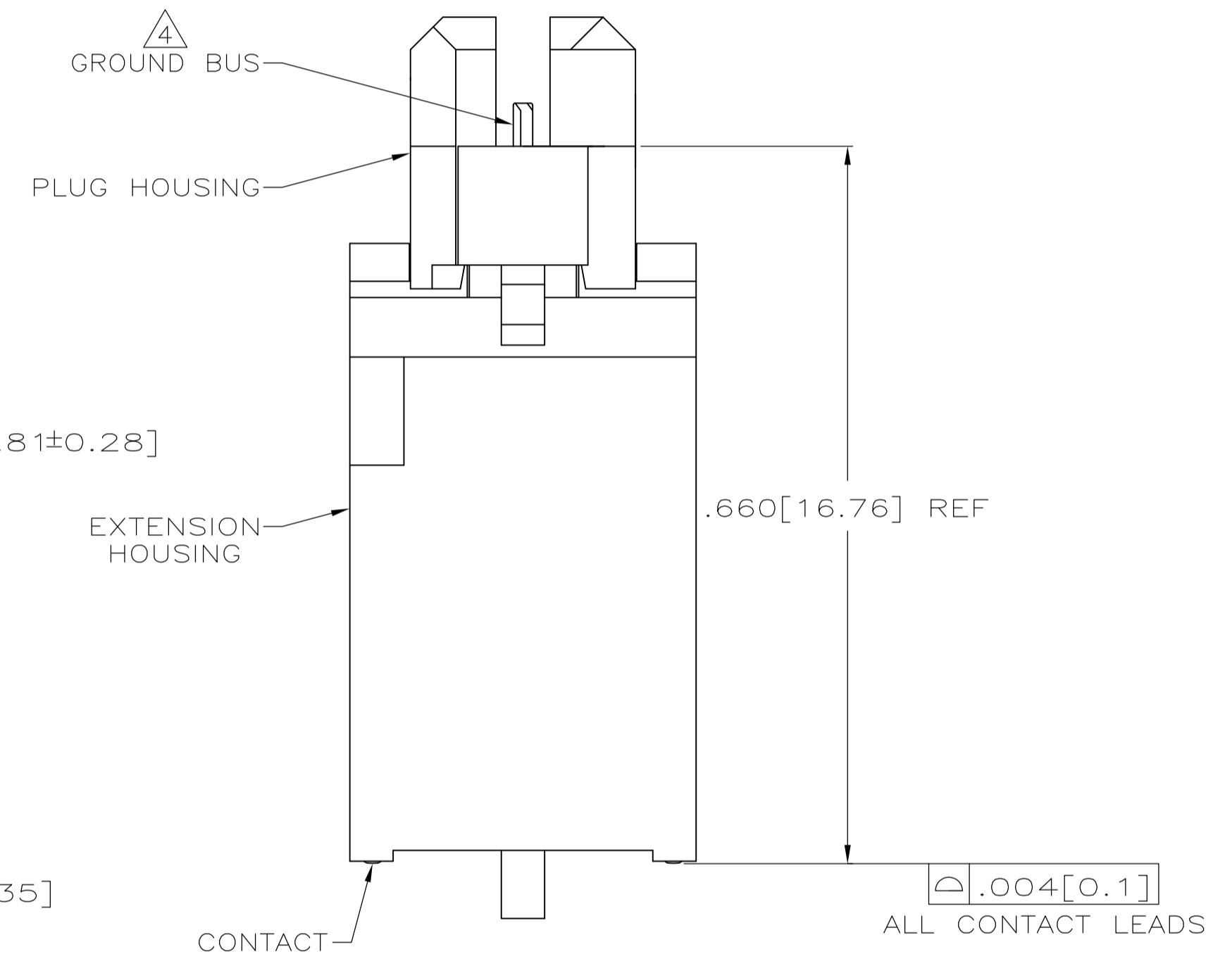
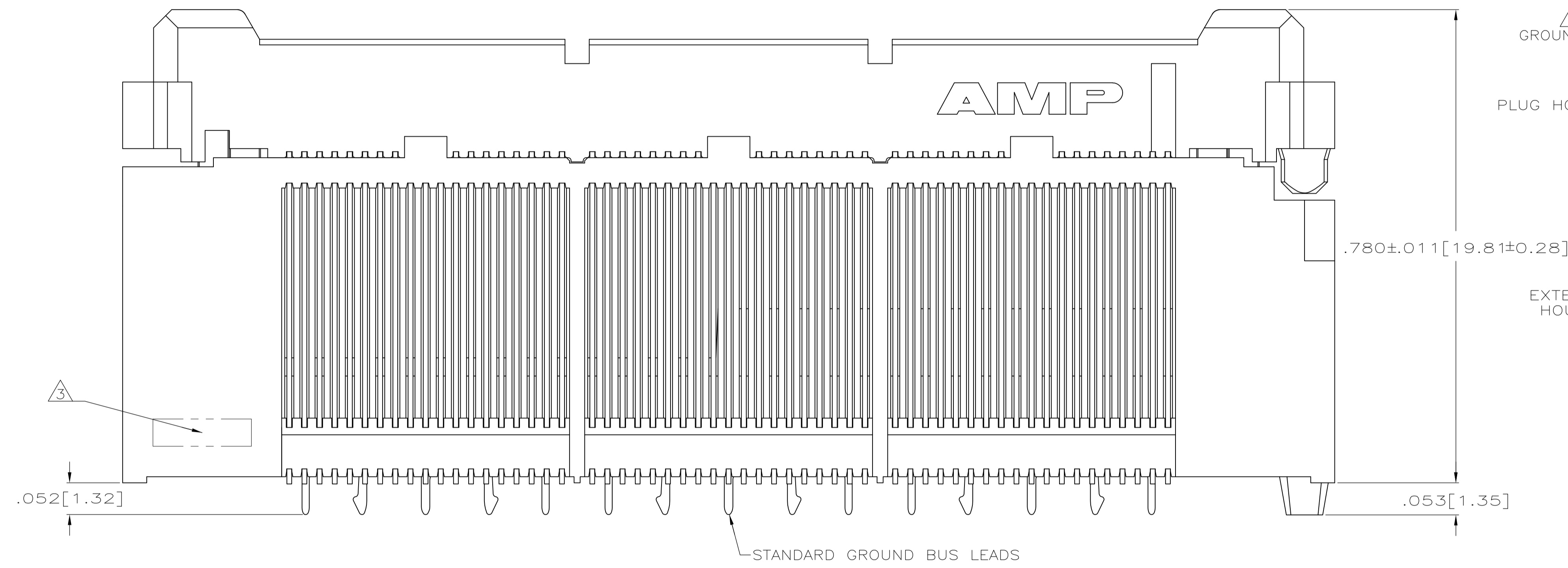


- 1 HOUSING: LIQUID CRYSTAL POLYMER, COLOR BLACK. CONTACTS: HIGH RELIABILITY COPPER ALLOY. GROUND BUSES: BRASS, UNS C26000
- 2 CONTACTS & GROUND BUSES: NICKEL UNDERPLATE ALL OVER, MATING SURFACE PLATED TO MEET LEVEL 1 PERFORMANCE REQUIREMENTS OF TE PRODUCT SPECIFICATION 108-1422. SOLDER TAILS PLATED MATTE TIN.
- 3 DATE CODE MARKED IN AREA INDICATED ON SAME SIDE AS POSITION #1.
- 4 ONE GROUND BUS WITH 5 TAILS PER EACH MODULE.
- 5 THIS ASSEMBLY HAS A VACUUM PICK-UP COVER PLACED ON CENTER OF HOUSING AND IS PACKAGED IN EXTRUDED TUBES.
- 6 OBSOLETE



PC BOARD HOLD DOWN REQUIRED IN THIS AREA FOR CONNECTORS OF 190 POSITIONS AND LARGER. SIZE, SHAPE & LOCATION AT CUSTOMERS DISCRETION.

RECOMMENDED PC BOARD LAYOUT (VIEWED FROM CONNECTOR SIDE)

△ 2.000[50.8]	4	2.450[62.23]	2.898[73.61]	3.000[76.2]	190	1-5767032-9
△ 5 .500[12.7]	1	.950[24.13]	1.398[35.51]	1.500[38.1]	76	1-5767032-6
3.000[76.2]	6	3.450[87.63]	3.898[99]	4.000[101.6]	266	5767032-7
△ 6 2.500[63.5]	5	2.950[74.93]	3.398[86.31]	3.500[88.9]	228	5767032-6
2.000[50.8]	4	2.450[62.23]	2.898[73.61]	3.000[76.2]	190	5767032-5
1.500[38.1]	3	1.950[49.53]	2.398[60.91]	2.500[63.5]	152	5767032-4
1.000[25.4]	2	1.450[36.83]	1.898[48.21]	2.000[50.8]	114	5767032-3
.500[12.7]	1	.950[24.13]	1.398[35.51]	1.500[38.1]	76	5767032-2
.000[0]	0	.450[11.43]	.898[22.81]	1.000[25.4]	38	5767032-1
E	D	C	B	A	NO OF POS	PART NUMBER

THIS DRAWING IS A CONTROLLED DOCUMENT.

DIMENSIONS:	TOLERANCES UNLESS OTHERWISE SPECIFIED:	DIN G. ATTADIA 25 OCT 04	STE TE Connectivity
INCHES	0 PLC ± -	CHK D. DIXON 25 OCT 04	NAME PLUG ASSEMBLY, .788[20.02] VERTICAL, .025[0.64] CENTER LINE, MICTOR
	1 PLC ± -	APVD D. DIXON 25 OCT 04	PRODUCT SPEC 108-1422
	2 PLC ± -		APPLICATION SPEC 114-11004
	3 PLC ± .005(0.13)		SIZE CASE CODE DRAWING NO. A1 00779 C=5767032
	4 PLC ± -		RESTRICTED TO
	ANGLES ± -		WEIGHT
			CUSTOMER DRAWING SCALE 1:1 SHEET 1 OF 1 REV B1

单击下面可查看定价，库存，交付和生命周期等信息

[>>TE Connectivity\(泰科\)](#)