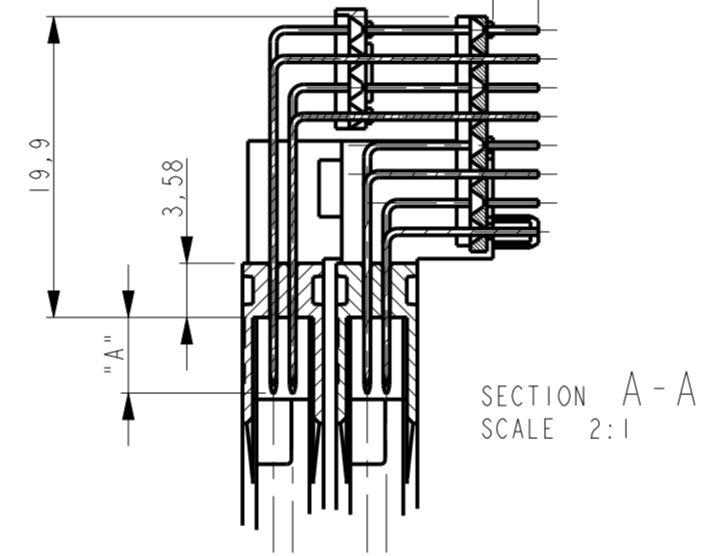
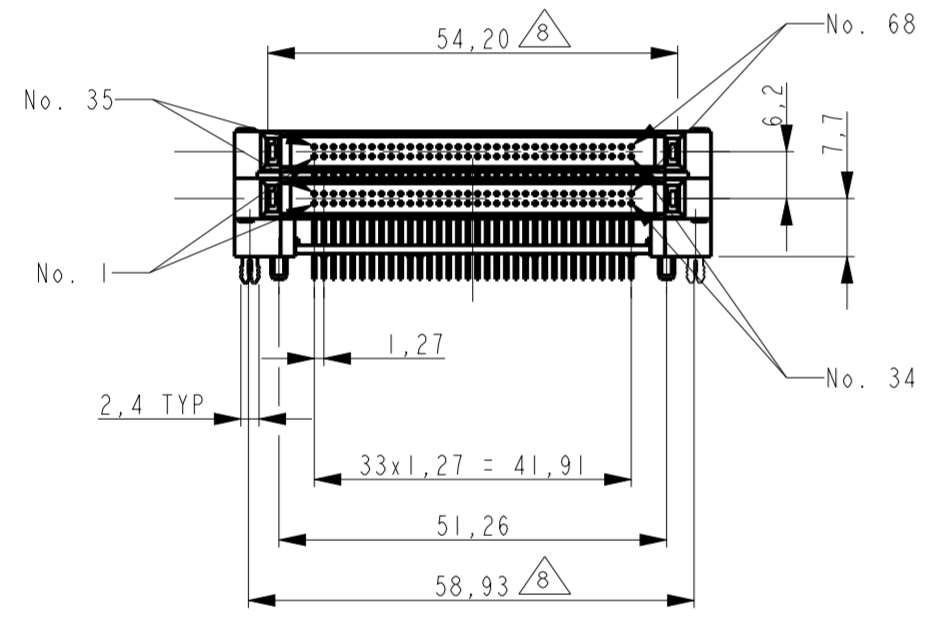
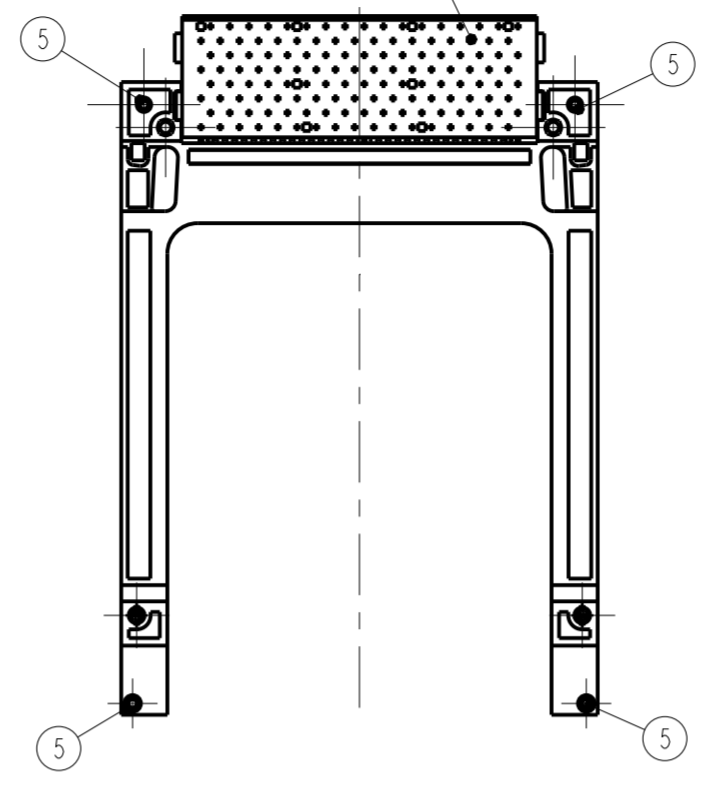
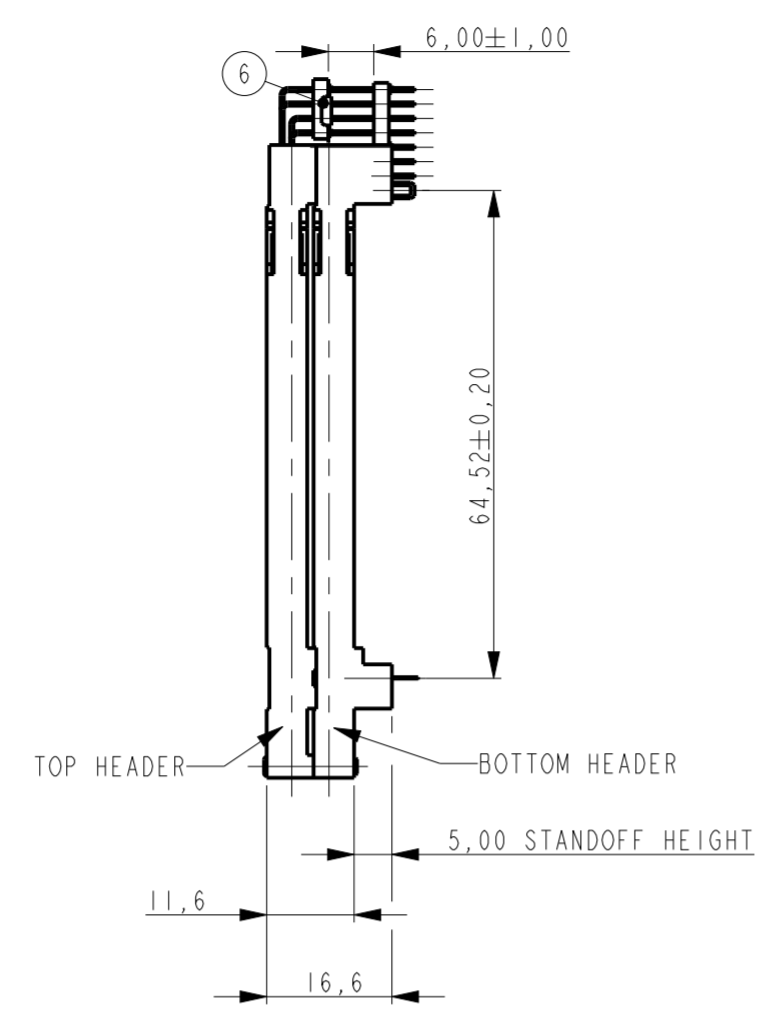
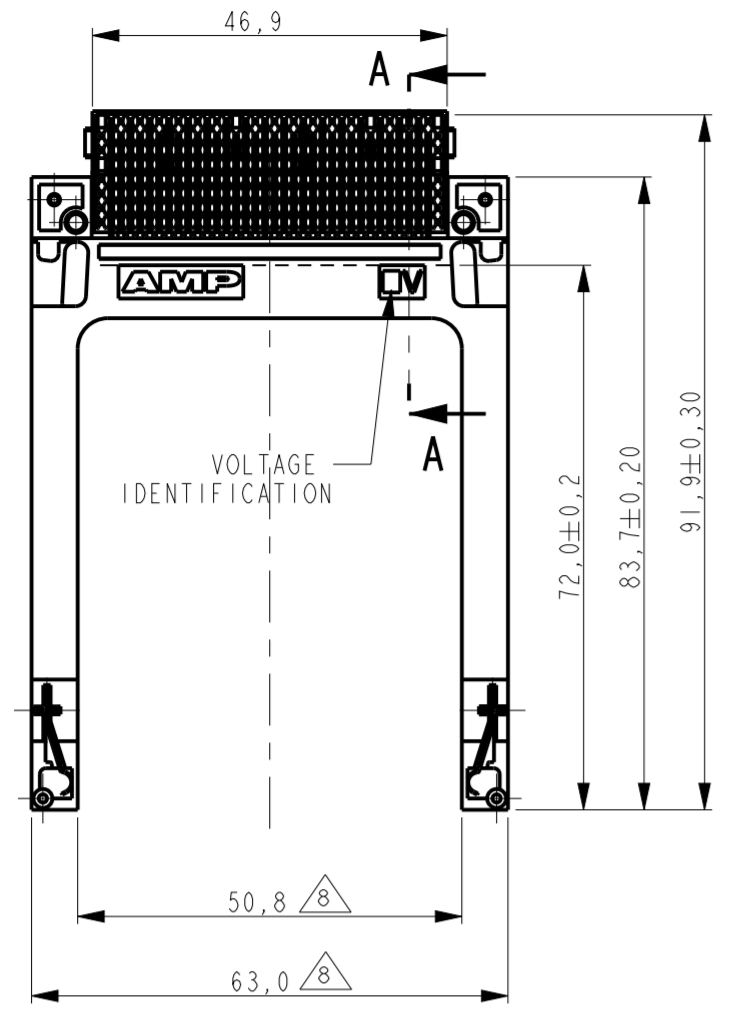


THIS DRAWING IS UNPUBLISHED. RELEASED FOR PUBLICATION
 (C) COPYRIGHT copyright_date ALL RIGHTS RESERVED.

LOC		DIST		REVISIONS			
P	LTR	DESCRIPTION	DATE	DWN	APVD		
	C	ECR-13-019775	19DEC2013	GG	RRP		



NOTES/SPECIFICATION:

- TOP HEADER ACCEPTS TYPES I, II, & III AND BOTTOM HEADER ACCEPTS TYPES I & II, - OF PCMCIA STANDARD MEMORY CARD
- MECHANICAL SPECIFICATION:
 - DURABILITY
 - OFFICE ENVIRONMENT: 10000 CYCLES MINIMUM
 - HARSH ENVIRONMENT: 5000 CYCLES
 - CONTACT RETENTION FORCE: 1 kg MINIMUM
- ELECTRICAL SPECIFICATION:
 - CONTACT RESISTANCE: 40 MILLI OHMS MAX.
 - DIELECTRIC WITHSTANDING VOLTAGE: 500 Vrms FOR 1min.
 - INSULATION RESISTANCE: 1000 MEGA OHMS MIN.
 - CURRENT CAPACITY: 0,5 AMPS PER PIN.
- ENVIRONMENTAL SPECIFICATIONS:
 - STORAGE ENVIRONMENT: -40°C TO +70°C, 95% MAX. RELATIVE HUMIDITY (NON CONDENSING)
 - OPERATION TEMPERATURE: -20°C TO +60°C, 95% MAX. RELATIVE HUMIDITY (NON CONDENSING)
 - THERMAL SHOCK: 6 CYCLES (1 CYCLE PER HOUR) WITH CONNECTOR ENGAGED WITH EXTREMES OF -55°C TO +70°C.
- LENGTH OF CONTACTS OF BOTH HEADERS:

DIM "A"	POSITION No.
5	1, 17, 34, 35, 51, 68
3.5	36, 67
4.25	THE OTHERS
- PLATING OF CONTACT: Ni: 1,5µm MIN. (OVERALL)
Au: 0,2µm MIN. (CARD SIDE)
TIN: 2µm MIN. (PCB SIDE)
- ALL PARTS PACKAGED IN TRAYS UNLESS REQUESTED:
- MEASURING METHOD: MEASURE THESE DIMENSION, BY FIXING THE CONNECTOR TO THE STANDARD GAUGE.

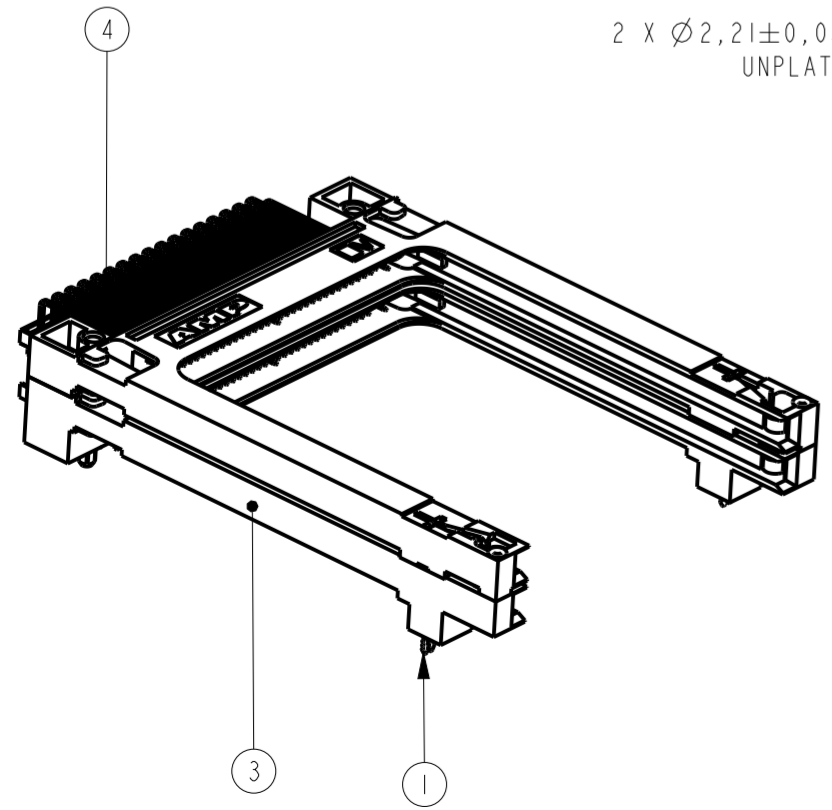
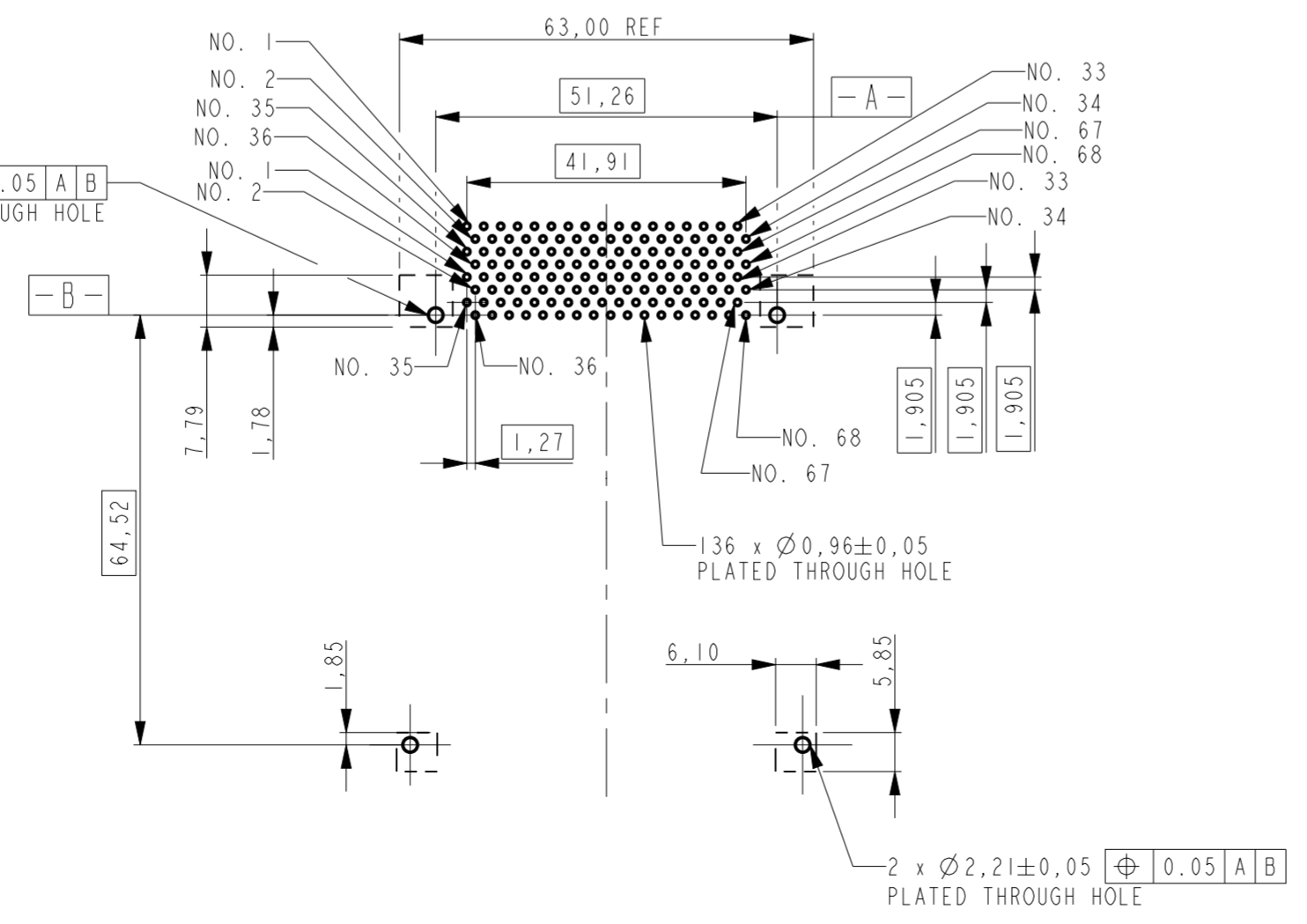
CONNECTOR TO PRINTED CIRCUIT BOARD ASSEMBLY:

- PLACE THE CONNECTOR ON THE PRINTED CIRCUIT BOARD. THE SOLDER TAILS, RETENT CLIPS & PLASTIC LEGS SHOULD BE SEATED IN THE RESPECTIVE HOLES
- PUSH FIRMLY DOWN ON CENTER OF PLASTIC LEGS THEN SOLDER RETENTS. A SLIGHT SNAP IS FELT WHEN THE CONTACT IS FULLY SEATED.
- SOLDER PROCESS ENTIRE PRINTED CIRCUIT BOARD ASSEMBLY

VOLTAGE IDENTIFICATION	PARTNUMBER	HEADER TYPE
3.3V	0-6483955-2	3.3 VOLT PC-CARD HEADER
5.0V	0-6483955-1	5.0 VOLT PC-CARD HEADER

ITEM NO	QTY	DESCRIPTION	MATERIAL	FINISH
6	1	ORGANISER 68 POS	THERMOPLASTIC UL 94 VO	COLOR: BLACK
5	4	RIVET	BRASS	
4	136	CONTACT	COPPER ALLOY	
3	2	HOUSING	THERMOPLASTIC UL 94 VO	COLOR: BLACK
2	1	ORGANISER 136 POS	THERMOPLASTIC UL 94 VO	COLOR: BLACK
1	2	GROUND CONTACT	PHOSPHOR BRONZE	TIN: 2µm MIN

(THICKNESS: 1,60mm ±0,1mm)
RECOMMENDED PCB LAYOUT



THIS DRAWING IS A CONTROLLED DOCUMENT. DWN: P. Willems 27-JUN-05
 CHK: P. Willems
 APVD: J. Broeksteed

TE Connectivity
STE
 STACKED PC CARD HEADER 5mm

NAME: -
 SIZE: A2 CAGE CODE: 00779 DRAWING NO: C-6483955 RESTRICTED TO: -
 WEIGHT: - SCALE: 1:1 SHEET: 1 OF: 1 REV: C

Customer Drawing

单击下面可查看定价，库存，交付和生命周期等信息

[>>TE Connectivity\(泰科\)](#)