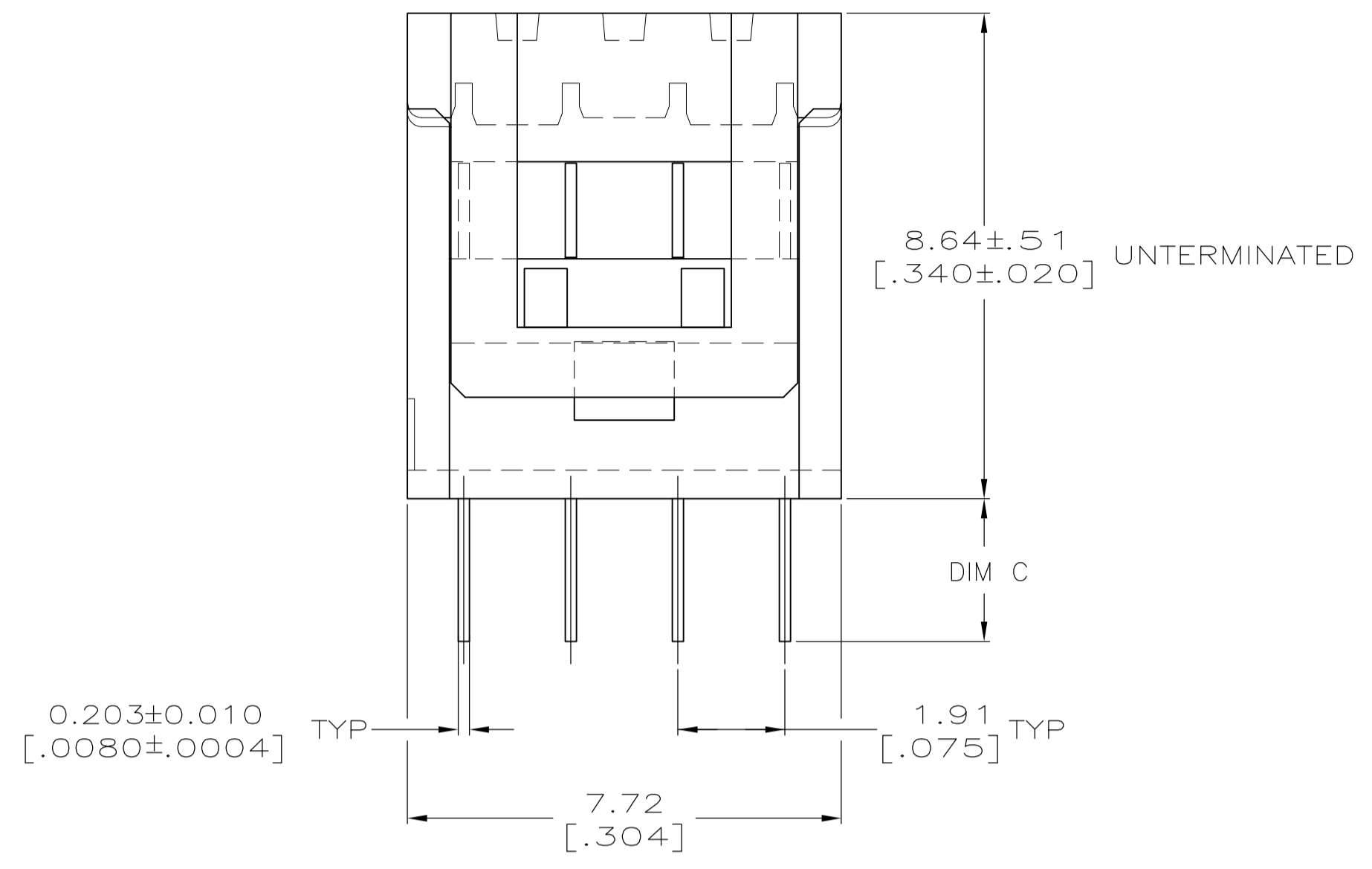
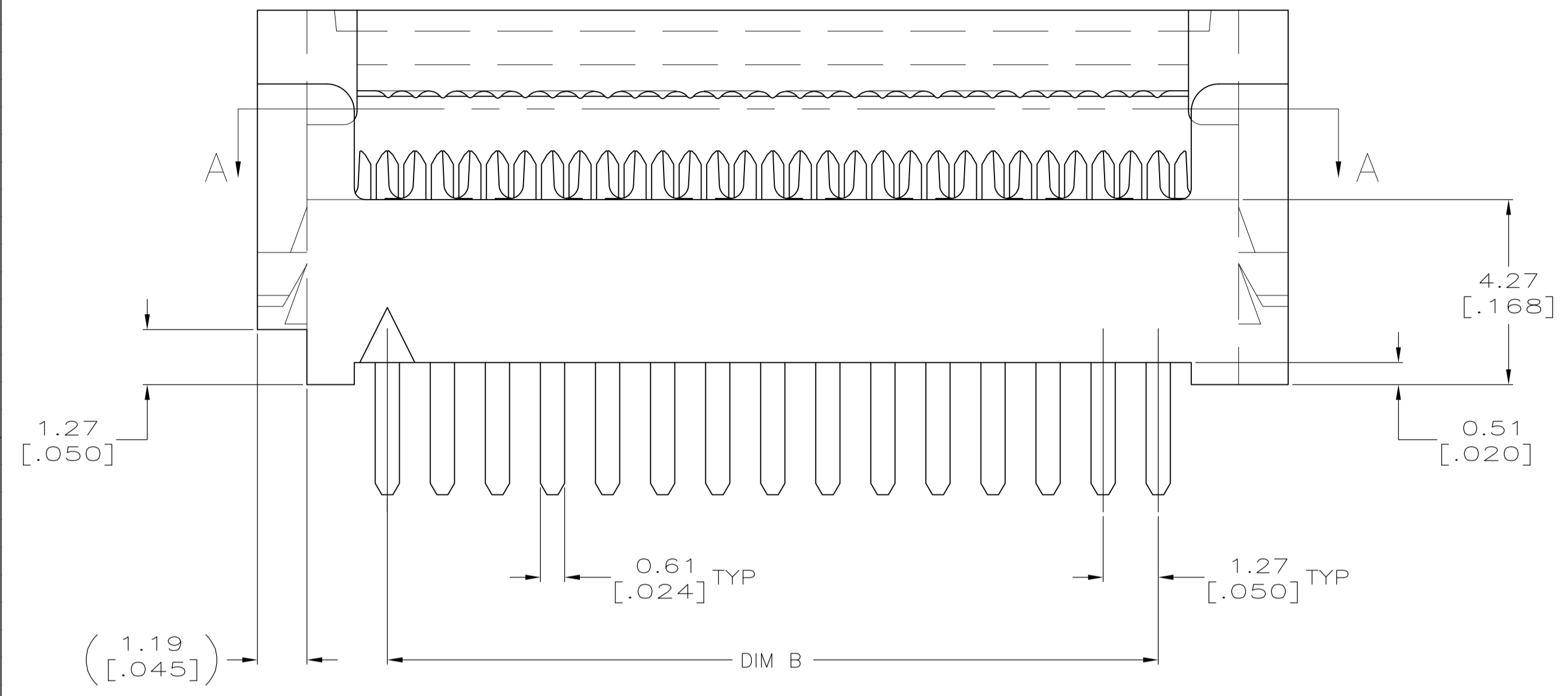
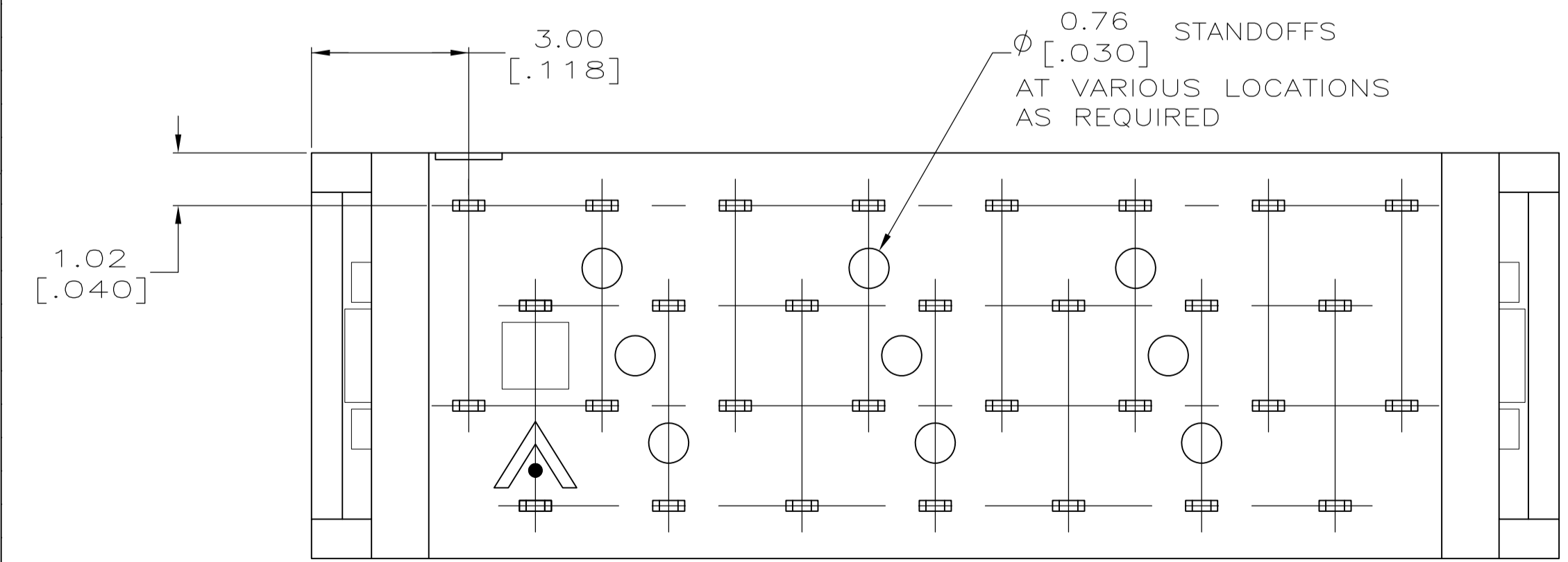
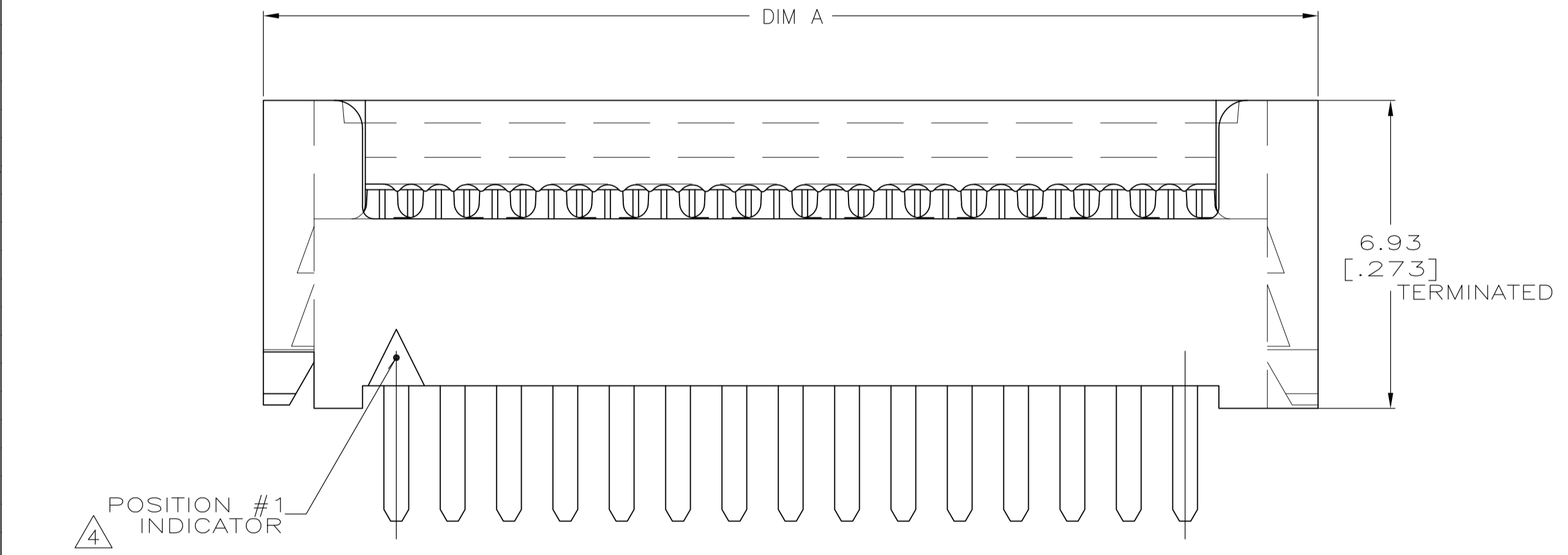


LOC	DIST	REVISIONS			
GP	00	REV	DESCRIPTION	DATE	BY
E		1	REVISED PER ECO-12-021104	22JAN2013	CJV



- △ HOUSING: UL RATED 94V-0 LCP THERMOPLASTIC, COLOR BLACK.
COVER: UL RATED 94V-0 POLYESTER MOLDING COMPOUND, COLOR BLACK.
- △ CONTACTS: COPPER ALLOY.
- △ CONTACTS: 0.00254 [.000100] MIN MATTE TIN OVER 0.00127 [.000050] MIN NICKEL.
- △ POSITION 1 INDICATOR, OMITTED FOR PART NUMBER 2-5111595-1.
- △ VOID CORES MAY OR MAY NOT BE PRESENT BETWEEN ANY 2 ROWS OF CONTACTS.



PRELIMINARY	#1	3.30 [.130]	30.48 [1.200]	36.47 [1.436]	50	2-5111595-5
	#1	3.30 [.130]	5.08 [.200]	11.07 [.436]	10	2-5111595-4
	#2	3.30 [.130]	49.53 [1.950]	55.52 [2.186]	80	2-5111595-2 △
	#2	2.54 [.100]	41.91 [1.650]	47.90 [1.886]	68	2-5111595-1
	#2	2.54 [.100]	16.51 [.650]	22.50 [.886]	28	2-5111595-0
	#2	2.54 [.100]	41.91 [1.650]	47.90 [1.886]	68	1-5111595-9
	#1	2.54 [.100]	27.94 [1.100]	33.93 [1.336]	46	1-5111595-7
	#2	2.54 [.100]	62.23 [2.450]	68.22 [2.686]	100	1-5111595-6
	#2	2.54 [.100]	49.53 [1.950]	55.52 [2.186]	80	1-5111595-5
	#2	2.54 [.100]	44.45 [1.750]	50.44 [1.986]	72	1-5111595-4
	#2	2.54 [.100]	39.37 [1.550]	45.36 [1.786]	64	1-5111595-3
	#2	2.54 [.100]	36.83 [1.450]	42.82 [1.686]	60	1-5111595-2
	#1	2.54 [.100]	30.48 [1.200]	36.47 [1.436]	50	1-5111595-1
	#2	2.54 [.100]	26.67 [1.050]	32.66 [1.286]	44	1-5111595-0
	#2	2.54 [.100]	24.13 [.950]	30.12 [1.186]	40	5111595-9
	#1	2.54 [.100]	20.32 [.800]	26.31 [1.036]	34	5111595-8
	#1	2.54 [.100]	17.78 [.700]	23.77 [.936]	30	5111595-7
	#1	2.54 [.100]	15.24 [.600]	21.23 [.836]	26	5111595-6
	#2	2.54 [.100]	13.97 [.550]	19.96 [.786]	24	5111595-5
	#2	2.54 [.100]	11.43 [.450]	17.42 [.686]	20	5111595-4
	#2	2.54 [.100]	8.89 [.350]	14.88 [.586]	16	5111595-3
	#1	2.54 [.100]	7.62 [.300]	13.61 [.536]	14	5111595-2
	#1	2.54 [.100]	5.08 [.200]	11.07 [.436]	10	5111595-1
	PCB LAYOUT	C	B	A	POSN	PART NO

THIS DRAWING IS A CONTROLLED DOCUMENT. DIMENSIONING AND TOLERANCING PER ASME Y14.5M-2009.

STE TE Connectivity

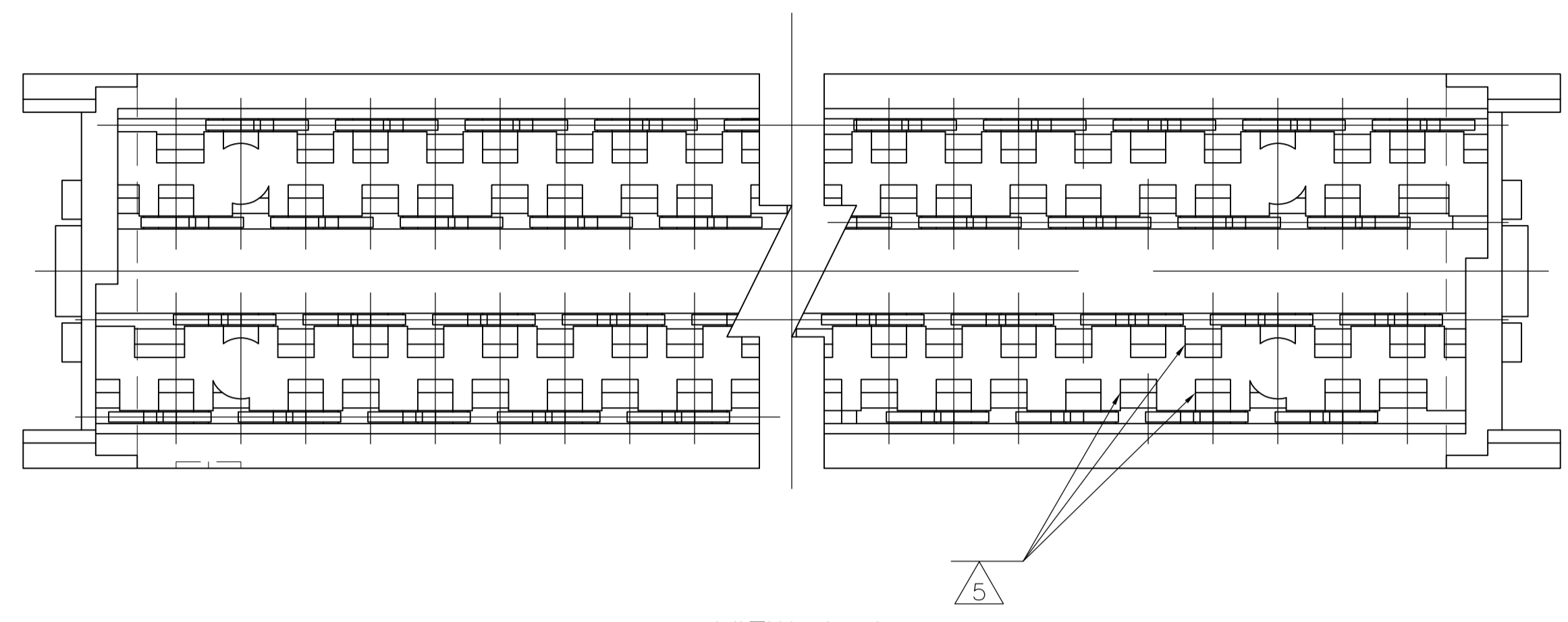
AMPMODU® SYSTEM 50, CONNECTOR, PADDLEBOARD

108-1109

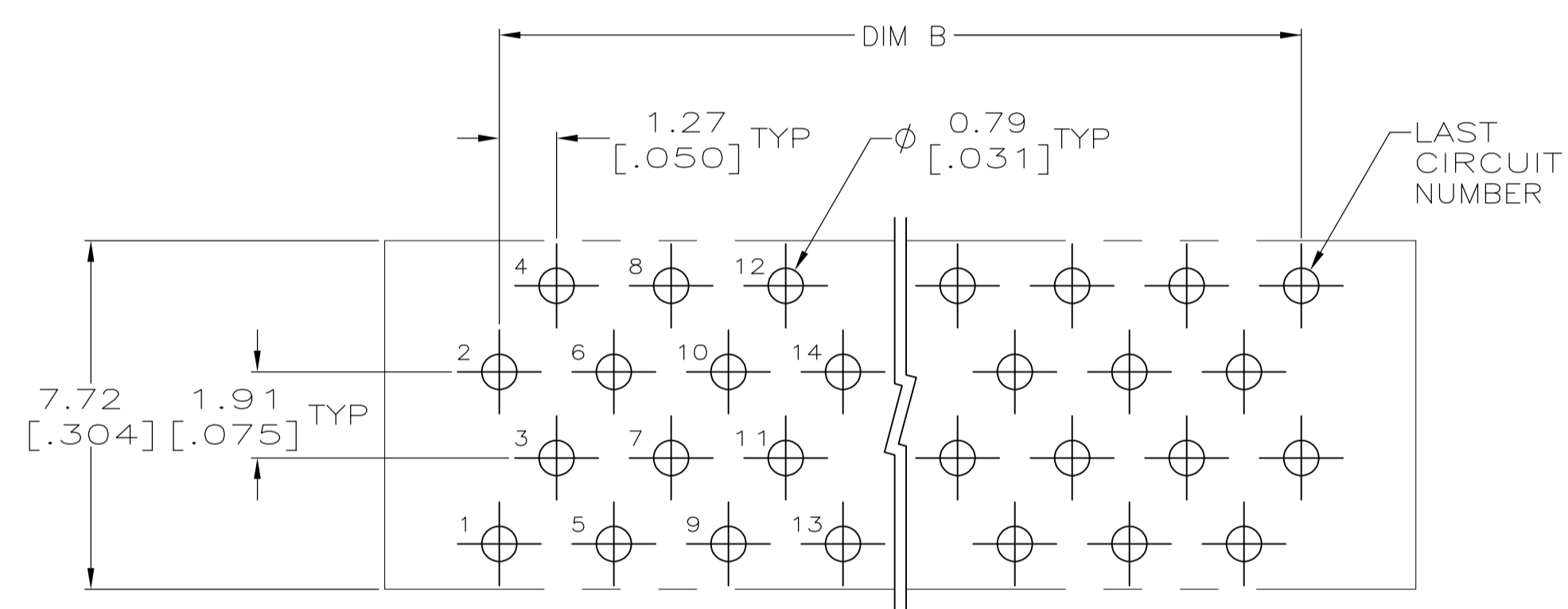
114-25040

00779-5111595

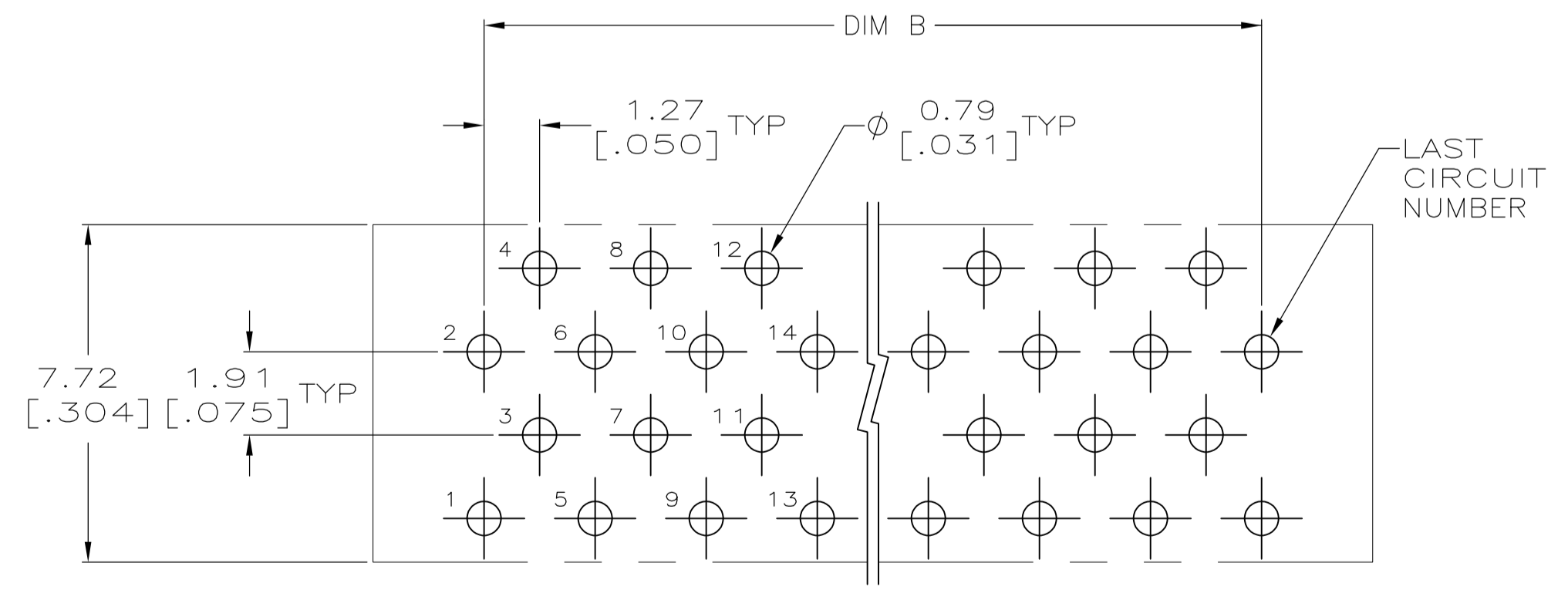
SCALE 10:1 SHEET 1 OF 2 REV E



VIEW A-A
(COVER REMOVED FOR CLARITY)



PRINTED CIRCUIT BOARD HOLE LAYOUT #2



PRINTED CIRCUIT BOARD HOLE LAYOUT #1

THIS DRAWING IS A CONTROLLED DOCUMENT. DIMENSIONING AND TOLERANCING PER ASME Y14.5M-2009		DIN G. ATTADIA 26NOV04	TE Connectivity
DIMENSIONS: mm [INCHES]		CIR C. ROHDE 26NOV04	
TOLERANCES UNLESS OTHERWISE SPECIFIED:		APPD M. WALMSLEY 26NOV04	NAME
0. PLC ± - 1. PLC ± - 2. PLC ± - 3. PLC ± - 4. PLC ± - ANGLES ± -		AMPMODU SYSTEM 50, CONNECTOR, PADDLEBOARD	
MATERIAL SEE SHEET 1	FINISH SEE SHEET 1	WEIGHT -	SIZE: A1 CAGE CODE: 00779 DRAWING NO: 5111595 CUSTOMER DRAWING
		SCALE: 10:1	SHEET 2 OF 2 REV E

单击下面可查看定价，库存，交付和生命周期等信息

[>>TE Connectivity\(泰科\)](#)