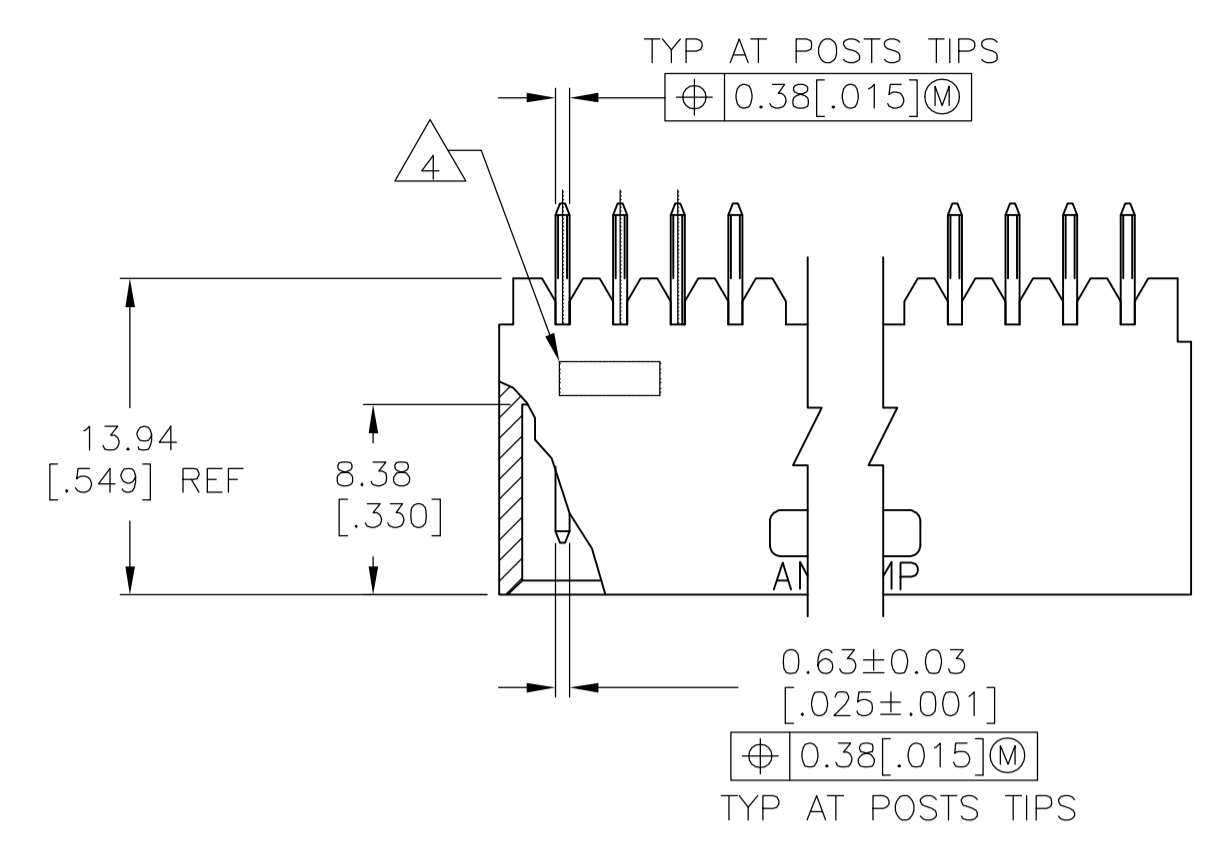
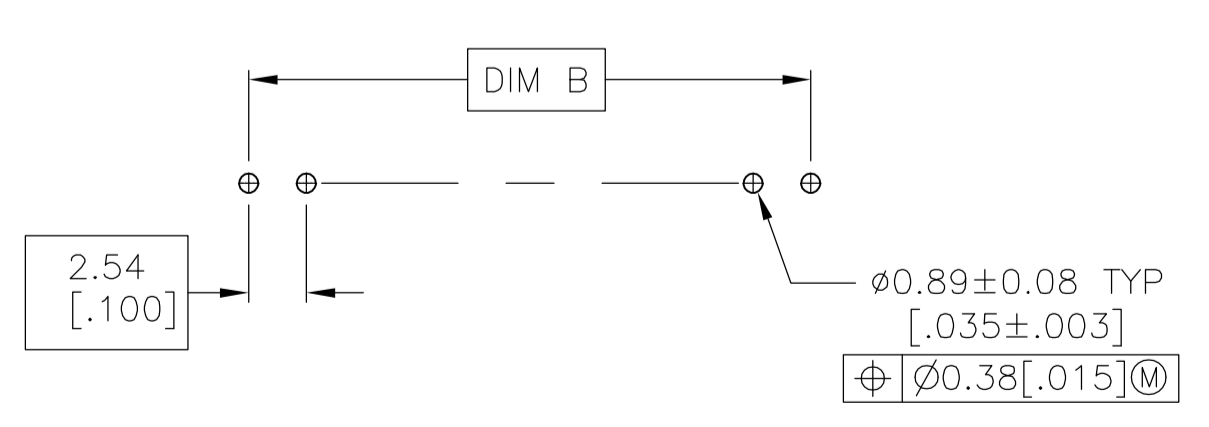
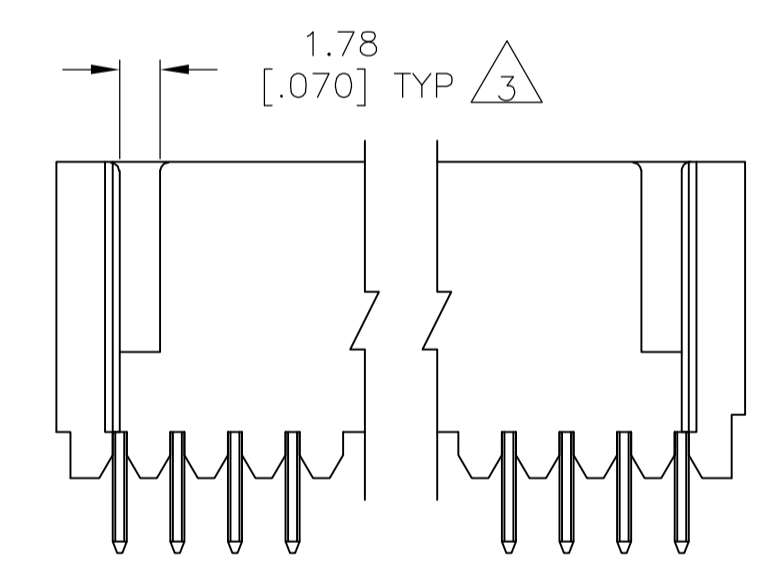
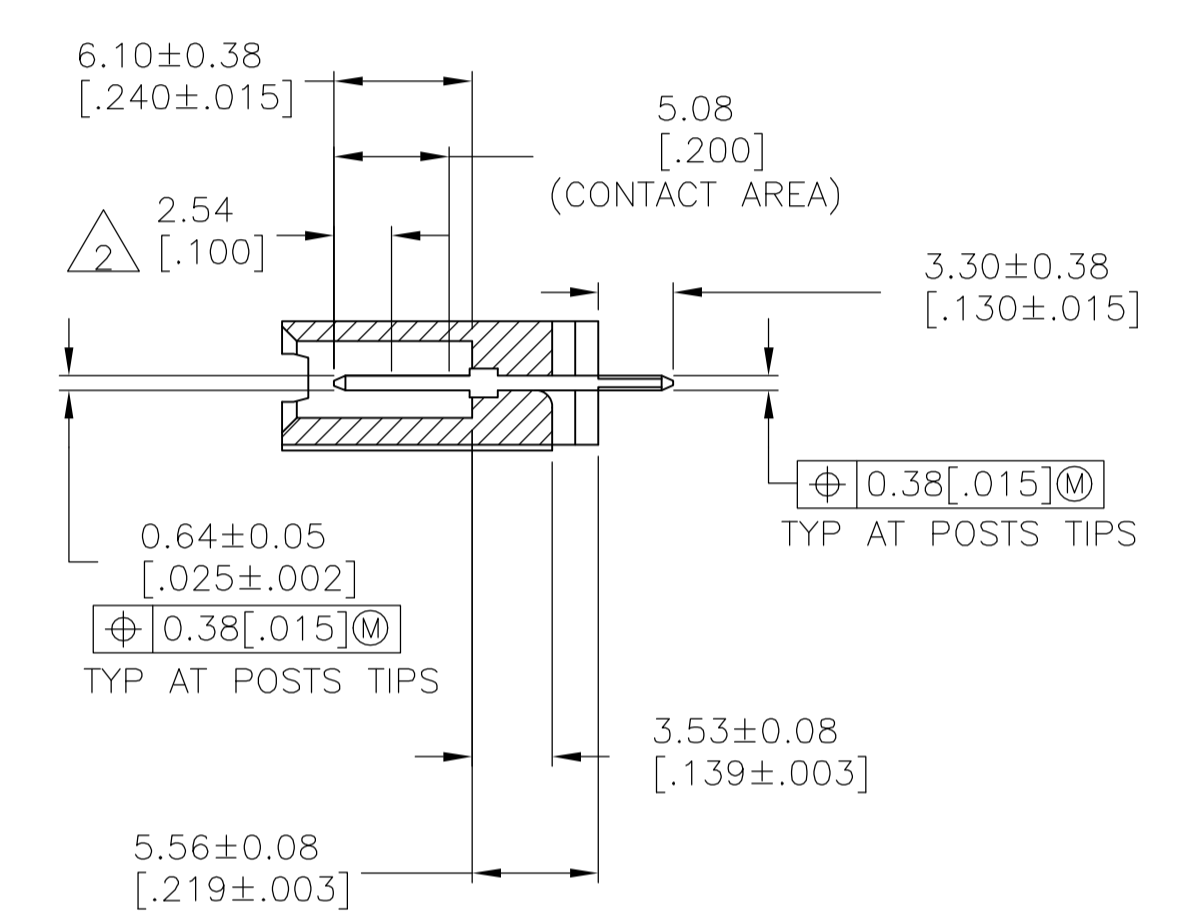
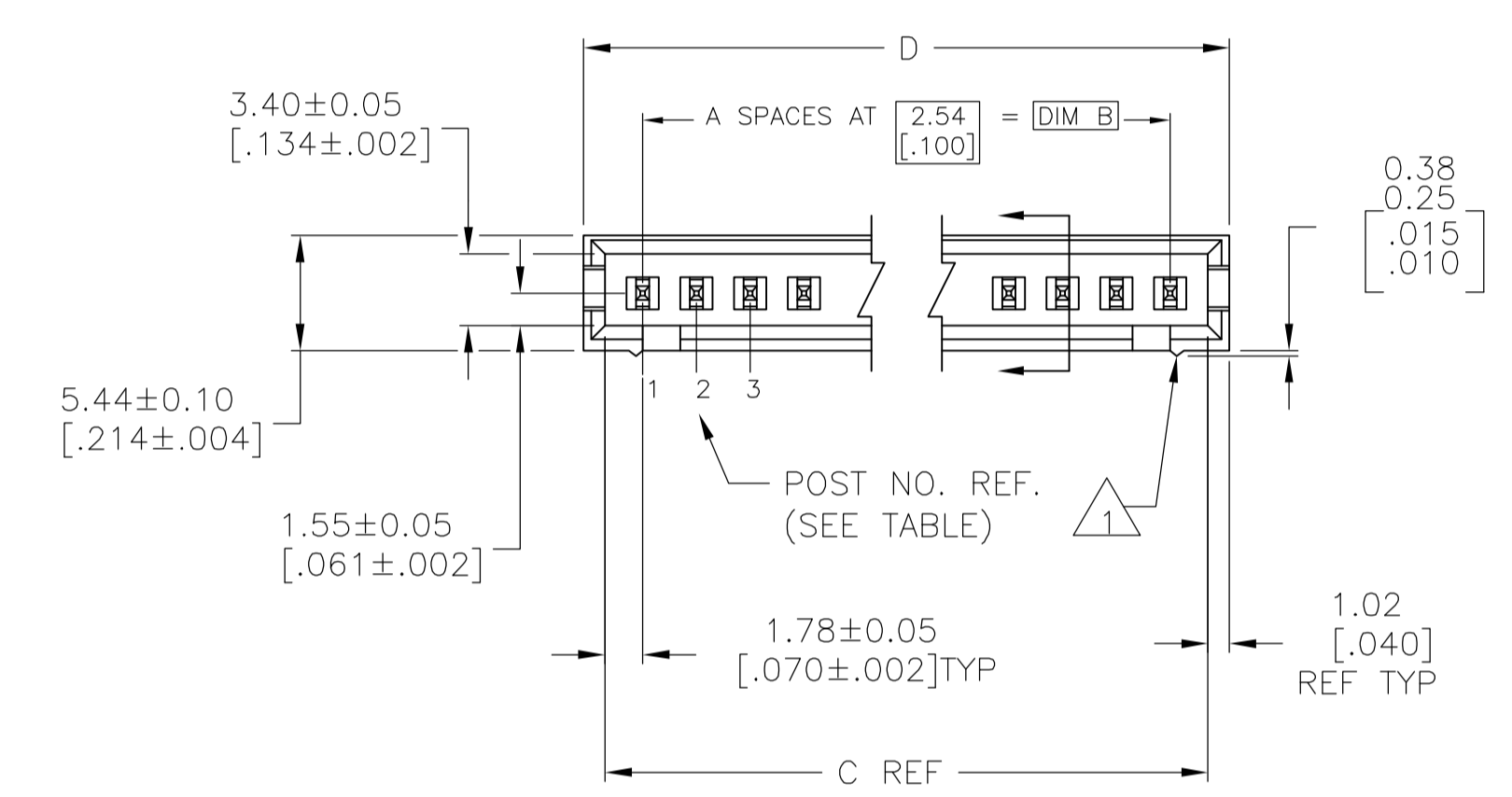


LOC		DIST		REVISIONS			
AD	00	REV	DATE	BY	CHK	APPV	
A1	ECO 06 007215		12JUL06	BSV	JLG		



- 1 STANDOFFS: UP TO 9 POS-(2 REQD) ON THE OUTSIDE ENDS OF THE HOUSING
 10 TO 19 POS-(3 REQD) TWO ON THE OUTSIDE ENDS AND ONE CENTERED ON
 THE HOUSING 19 POS AND LARGER-(4 REQD) TWO ON THE OUTSIDE ENDS AND
 TWO SPACED EVENLY WITHIN THE REMAINING LENGTH OF THE HOUSING
- 2 POINT OF MEASUREMENT FOR PLATING THICKNESS
- 3 RECESSED DATE CODE
- 4 HOUSING: FLAME RETARDANT THERMOPLASTIC, COLOR - BLACK.
 POSTS: BRASS.
- 5 0.00038[.000015] GOLD ON THE CONTACT AREA,
 0.00254[.000100]-0.00508[.000200] MATTE TIN-LEAD ON THE SOLDER TAIL
 ALL OVER 0.00127[.000050] NICKEL.



RECOMMENDED HOLE LAYOUT

POST OMITTED	D	C	B	A	NO OF POSN	PART NUMBER
7	43.69[1.720]	41.66[1.640]	38.10[1.500]	15	16	1825461-2
6	23.37[.920]	21.34[.840]	17.78[.700]	7	8	1825461-1

THIS DRAWING IS A CONTROLLED DOCUMENT.

DIM R	BROWN	18OCT05		Tyco Electronics Corporation	
CHK	J. GESFORD	18OCT05		Harrisburg, PA 17105-3608	
APVD	J. GESFORD	18OCT05	NAME	ASSEMBLY, MOD II, HEADER, SINGLE ROW, 2.54 [.100] C/L, VERTICAL, WITH 0.64 [.025] SQ. POSTS, SELECT LOAD	
DIMENSIONS: mm [INCHES]			PRODUCT SPEC	APPLICATION SPEC	
TOLERANCES UNLESS OTHERWISE SPECIFIED:			SIZE	CAGE CODE	DRAWING NO
0 PLC	± -		A1	-	1825461
1 PLC	± -		WEIGHT	-	
2 PLC	± -		CUSTOMER DRAWING		
3 PLC	± 0.38 [.015]		SCALE	3:1	SHEET 1 OF 1
4 PLC	± -		REV	A1	
ANGLES	± -				
MATERIAL	4				
FINISH	5				

单击下面可查看定价，库存，交付和生命周期等信息

[>>TE Connectivity\(泰科\)](#)