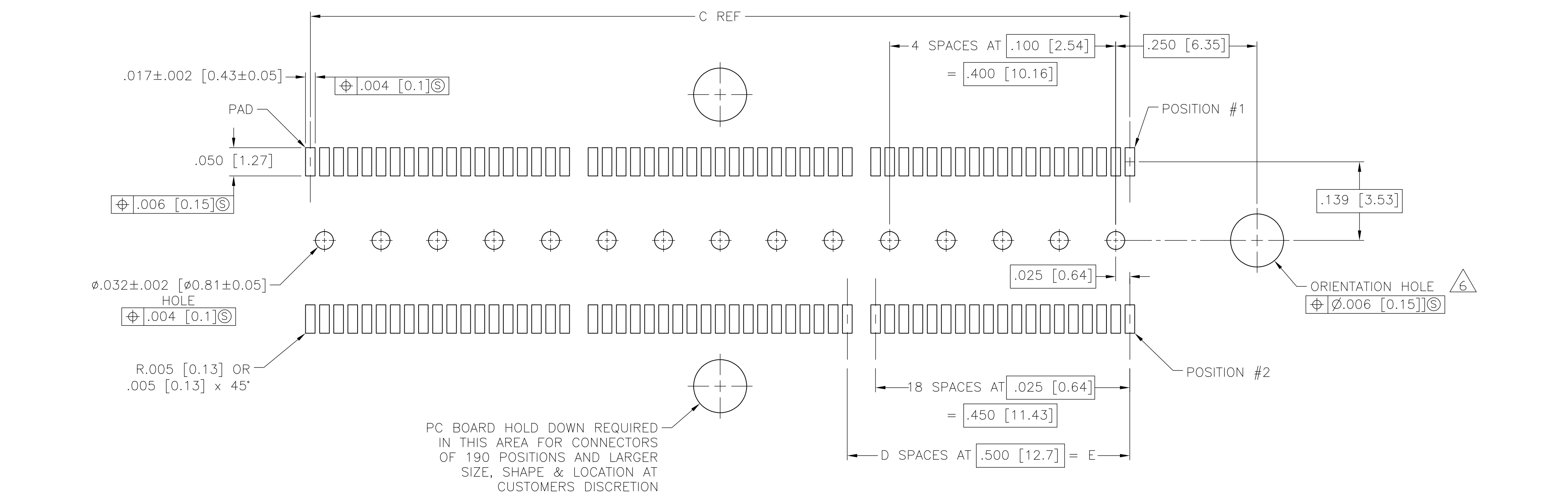
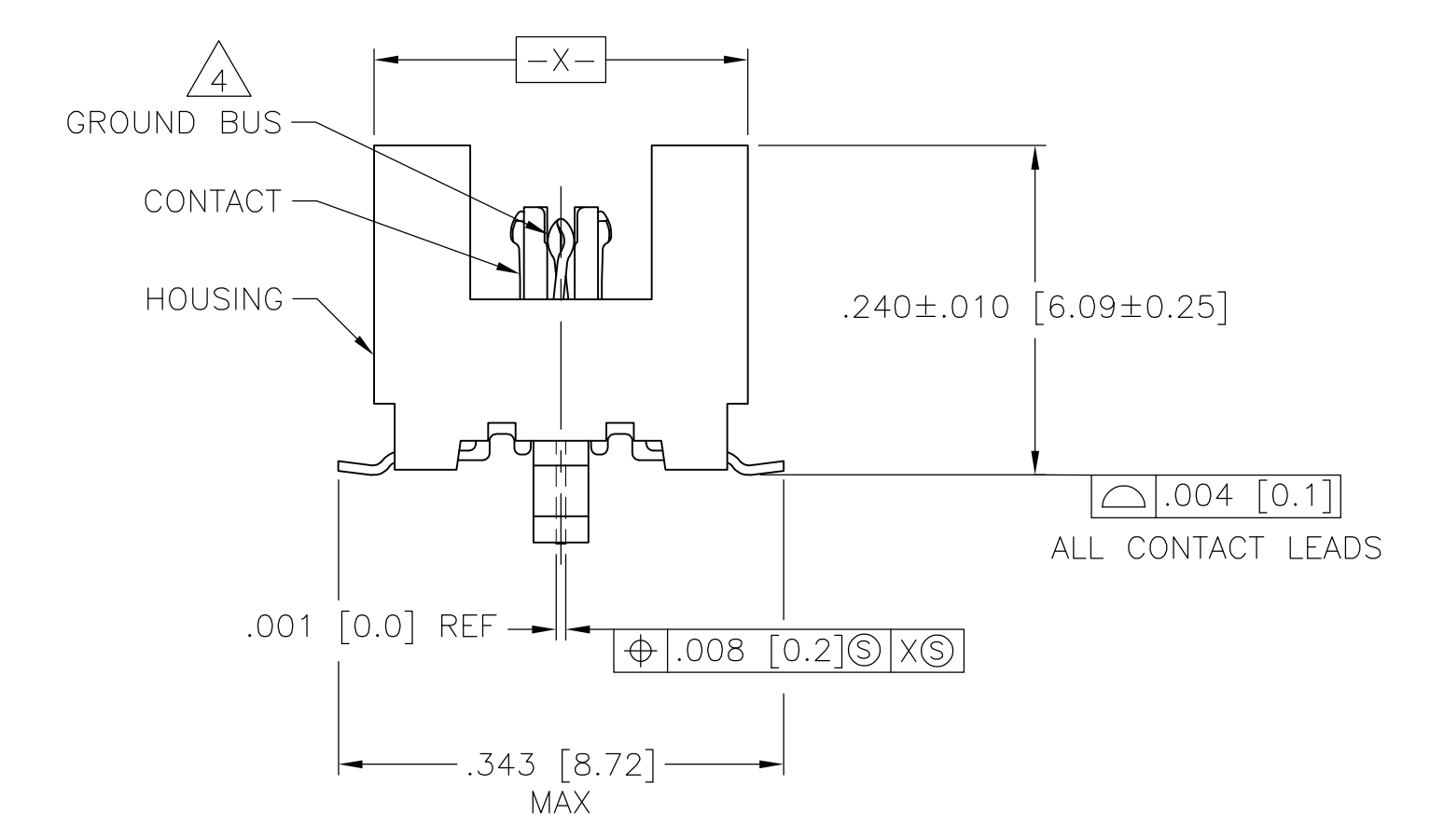
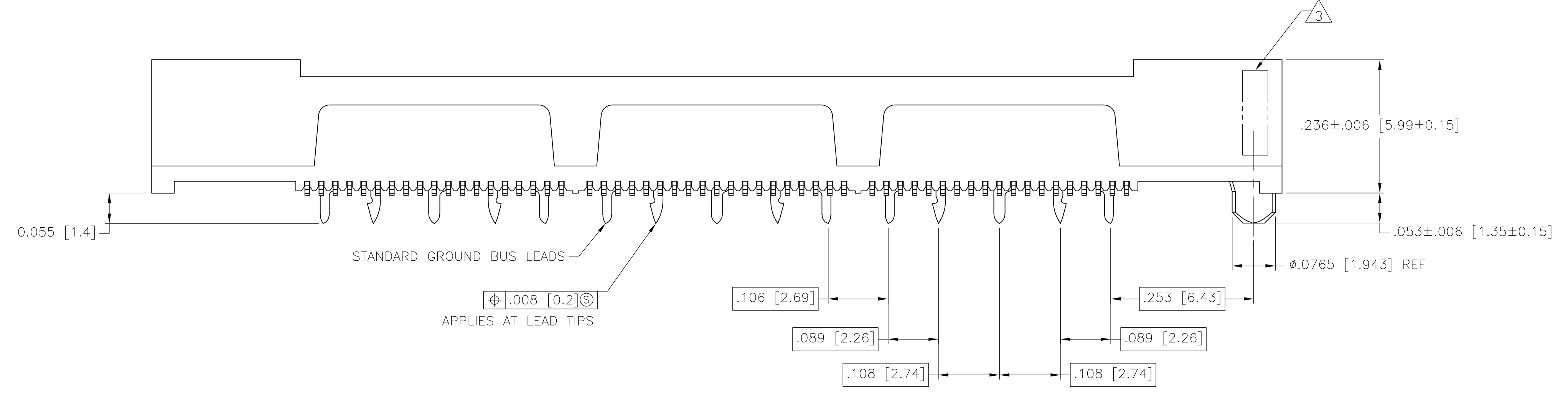


- 1 HOUSING: LIQUID CRYSTAL POLYMER, BLACK.
CONTACTS: HIGH RELIABILITY COPPER ALLOY.
GROUND BUSES: PHOSPHOR BRONZE ALLOY, UNS C51100.
- 2 CONTACTS & GROUND BUSES: NICKEL UNDERPLATE ALL OVER,
MATING SURFACE PLATED TO MEET LEVEL 2 PERFORMANCE
REQUIREMENTS OF TE PRODUCT SPECIFICATION 108-1422,
SOLDER TAILS PLATED MATTE TIN.
- 3 DATE CODE MARKED IN AREA INDICATED ON SIDE OPPOSITE
POSITION #1.
- 4 ONE GROUND BUS WITH 5 TAILS PER EACH MODULE.
- 5 TOLERANCE NON-ACCUMULATIVE.
- 6 FOR STANDARD APPLICATIONS, ORIENTATION HOLE TO BE
 $\phi 0.094 \pm 0.002$ [2.39 \pm 0.05].
FOR SLIP-FIT APPLICATIONS, ORIENTATION HOLE TO BE
 $\phi 0.079 \pm 0.001$ [2.00 \pm 0.03].



3.000 [76.2]	6	3.450 [87.63]	3.900 [99.06]	4.000 [101.6]	266	5767181-7
2.500 [63.5]	5	2.950 [74.93]	3.400 [86.36]	3.500 [88.9]	228	5767181-6
2.000 [50.8]	4	2.450 [62.23]	2.900 [73.66]	3.000 [76.2]	190	5767181-5
1.500 [38.1]	3	1.950 [49.53]	2.400 [60.96]	2.500 [63.5]	152	5767181-4
1.000 [25.4]	2	1.450 [36.83]	1.900 [48.26]	2.000 [50.8]	114	5767181-3
.500 [12.7]	1	.950 [24.13]	1.400 [35.56]	1.500 [38.1]	76	5767181-2
.000 [0]	0	.450 [11.43]	.900 [22.86]	1.00 [25.4]	38	5767181-1
E	D	C	B	A	NO OF POSN	PART NUMBER

RECOMMENDED PC BOARD LAYOUT
 (VIEWED FROM CONNECTOR SIDE)

THIS DRAWING IS A CONTROLLED DOCUMENT.

DIMENSIONS: mm(INCHES)	TOLERANCES UNLESS OTHERWISE SPECIFIED:	0 PLC \pm -	1 PLC \pm -	2 PLC \pm -	3 PLC \pm .005 [0.13]	4 PLC \pm -	ANGLES \pm -
MATERIAL		FINISH		WEIGHT		SCALE	
1		2		-		10:1	

DWN: A. FERNANDEZ 27 OCT 04
 CHK: D. DIXON 27 OCT 04
 APVD: D. DIXON 27 OCT 04
 PRODUCT SPEC: 108-1422
 APPLICATION SPEC: 114-11004
 NAME: RECEPTACLE ASSEMBLY, VERTICAL, .025 [0.64] CL, GULL WING LEADS, MICTOR
 SIZE: A1
 CAGE CODE: 00779
 DRAWING NO: 5767181
 SHEET 1 OF 1
 REV A1

单击下面可查看定价，库存，交付和生命周期等信息

[>>TE Connectivity\(泰科\)](#)