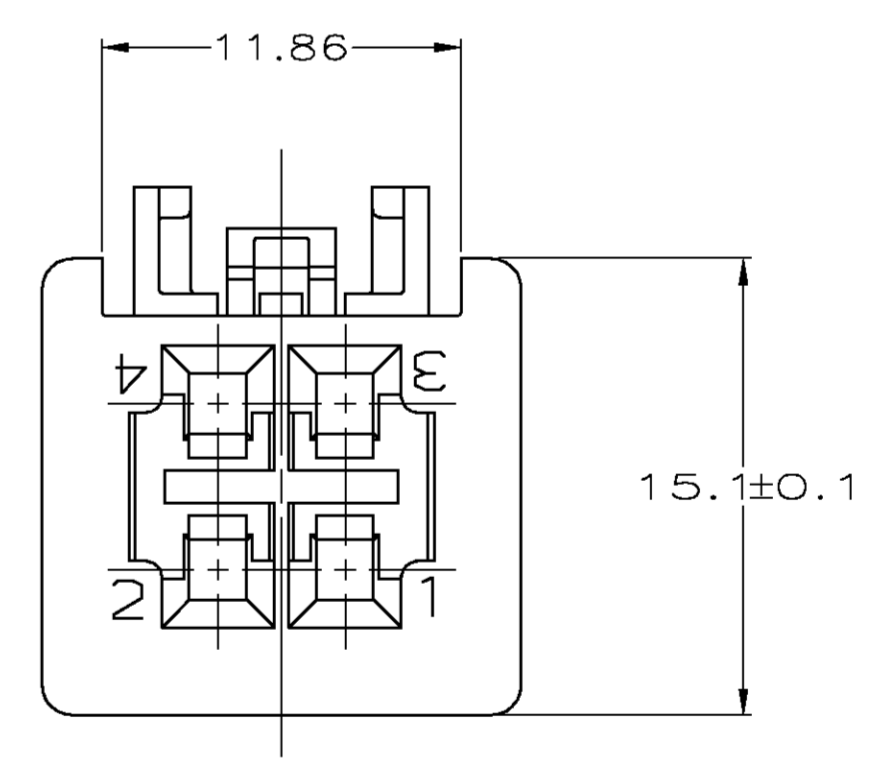
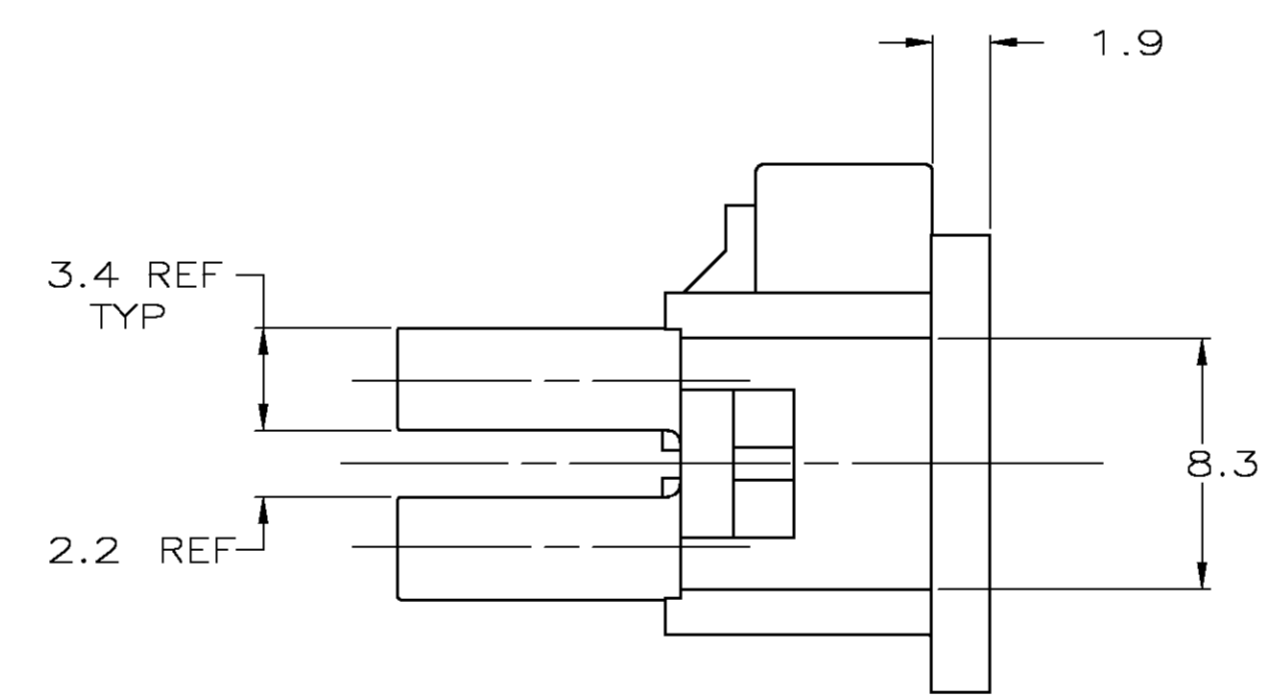
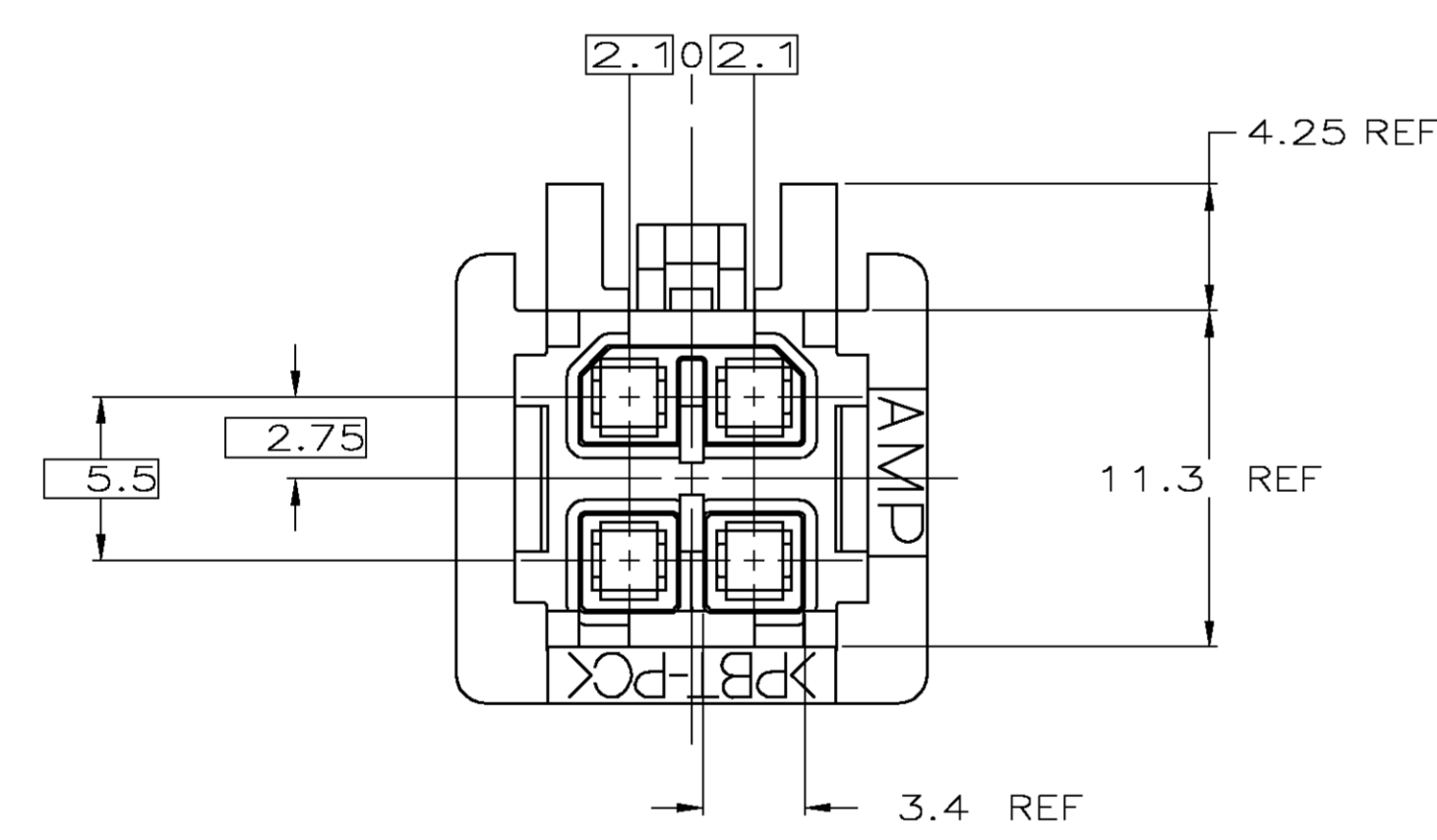
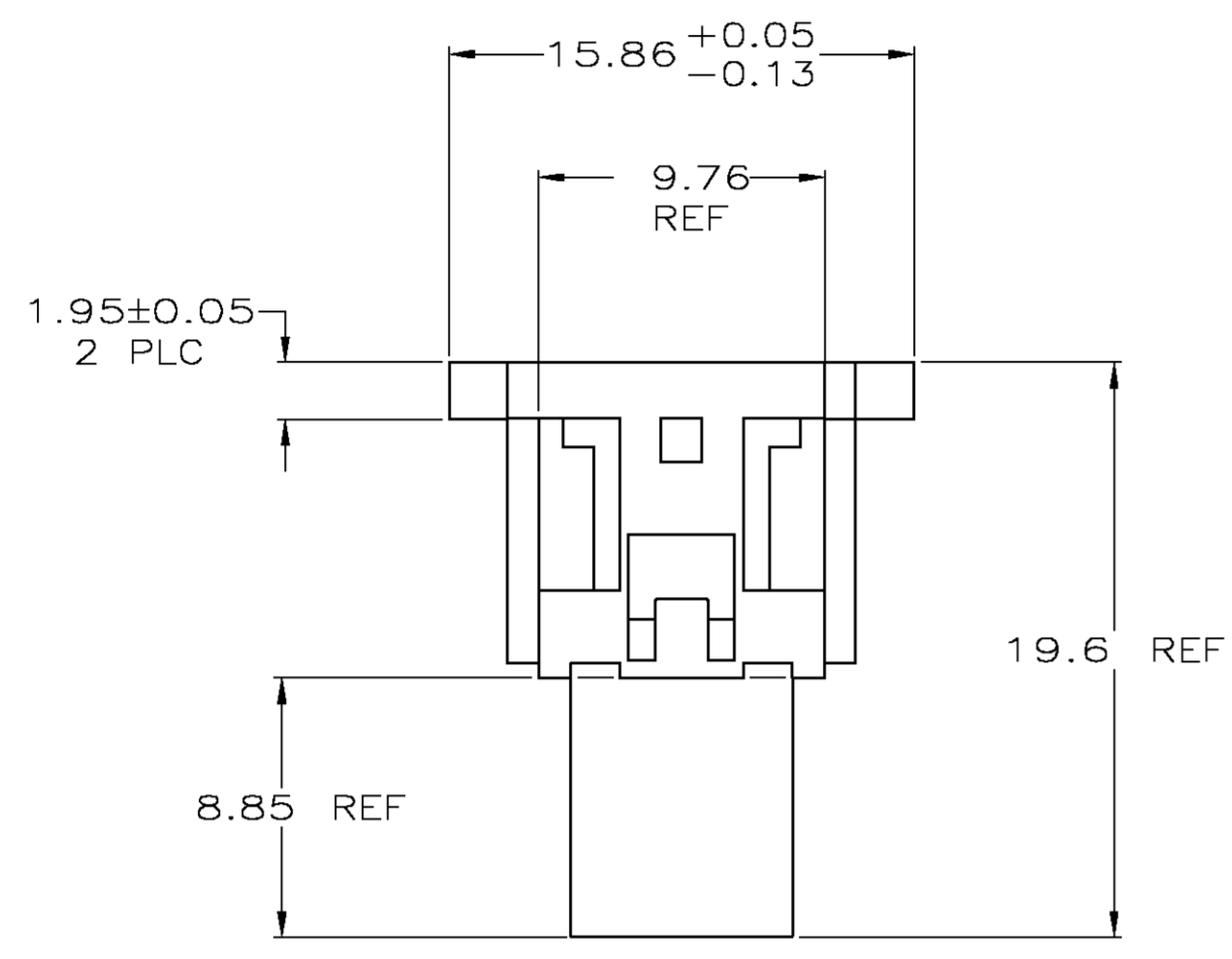


LOC		DIST		REVISIONS			
P	LTR	DESCRIPTION	DATE	DNW	APVD		
F		REVSD & REDWN PER EC 0512-0202-04	11 AUG 04	AWF	AWF		

- FOR USE WITH AMP-DUAC™ SOCKET CONTACTS (EX: 794138-2, 794139-2, 794140-2, 794416-1, 794417-1, 794418-1). TERMINAL MUST BE INSERTED INTO RECEPTACLE HOUSING SO THAT THE TOP OF THE WIRE AND INSULATION CRIMPS FACE THE INTERIOR OF THE HOUSING.
- FOR SECONDARY LOCKING OF SOCKET CONTACTS, USE POSITION LOCK 794145-2 (1 REQUIRED).
- RECEPTACLE HOUSING AND POSITION LOCK AVAILABLE AS BULK KIT, P/N 794318-1.
- MATES WITH AMP-DUAC/PL™ 4 CIRCUIT HEADERS, RIGHT ANGLE (EX: 794172-2).
- REQUIRES LATCH ASSEMBLY 794150-1 (STANDARD) OR 794149-1 (EXTENDED).
- KEYING PLUG: 794144-1.



METRIC

794152-1  
PART NUMBER

THIS DRAWING IS A CONTROLLED DOCUMENT.		DNW AL FRANTUM 12 AUG 04	Tyco Electronics Corporation Harrisburg, Pa 17105-3608
		AWF AL FRANTUM 11 AUG 04	
DIMENSIONS: mm	TOLERANCES UNLESS OTHERWISE SPECIFIED:	PRODUCT SPEC	NAME
0 PLC ± -	1 PLC ± 0.2	108-1646	HOUSING, RECEPTACLE, 4 CIRCUIT, AMP-DUAC/PL POWER CONNECTOR
2 PLC ± 0.13	3 PLC ± -	APPLICATION SPEC	SIZE
4 PLC ± -	ANGLES ± -	114-6067	A1
MATERIAL PBT, UL 94V-0, NATURAL	FINISH	WEIGHT	DRAWING NO
			00779
		CUSTOMER DRAWING	794152
		SCALE NONE	RESTRICTED TO
		SHEET 1 OF 1	REV F

单击下面可查看定价，库存，交付和生命周期等信息

[>>TE Connectivity\(泰科\)](#)