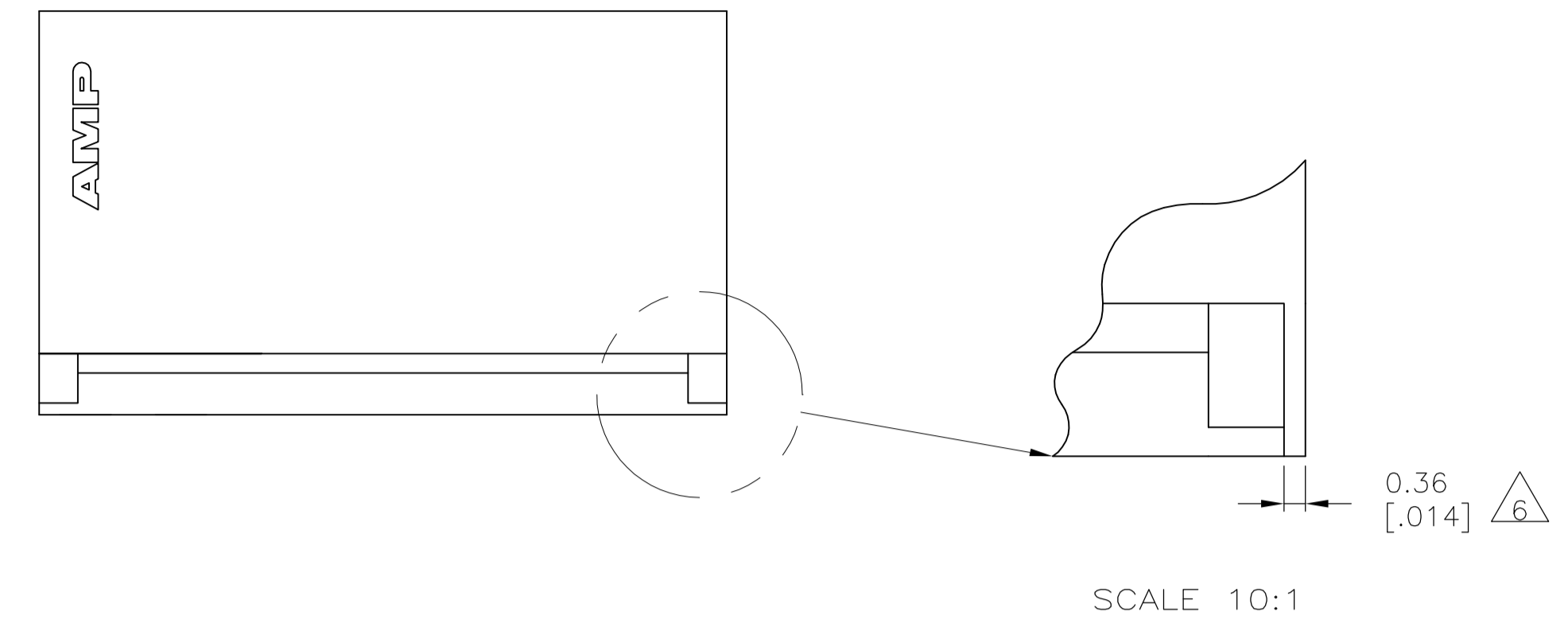
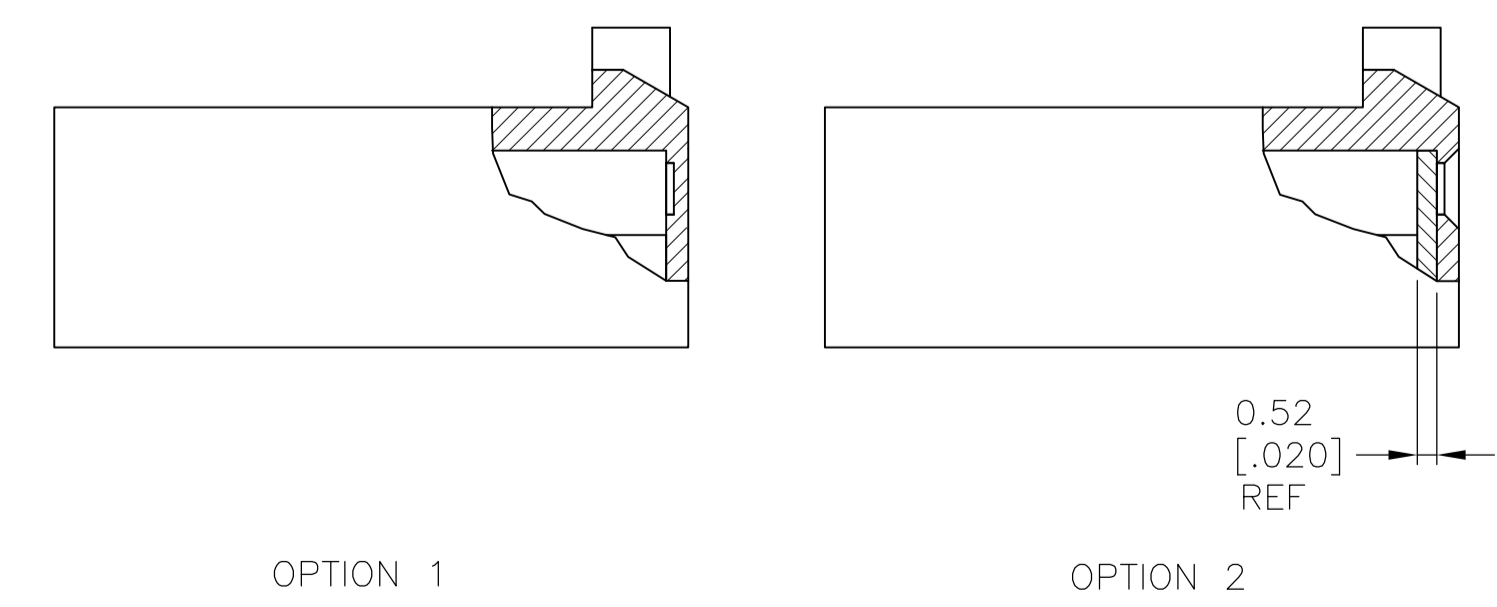
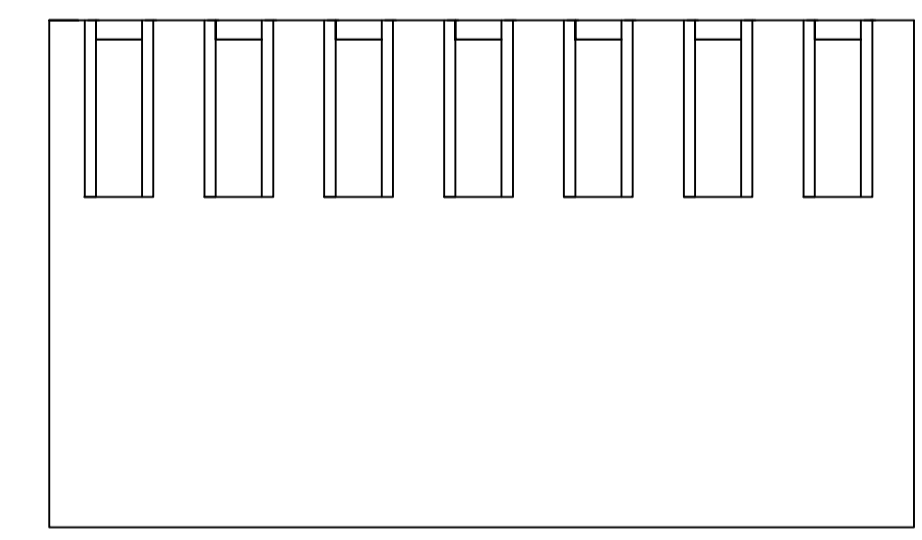
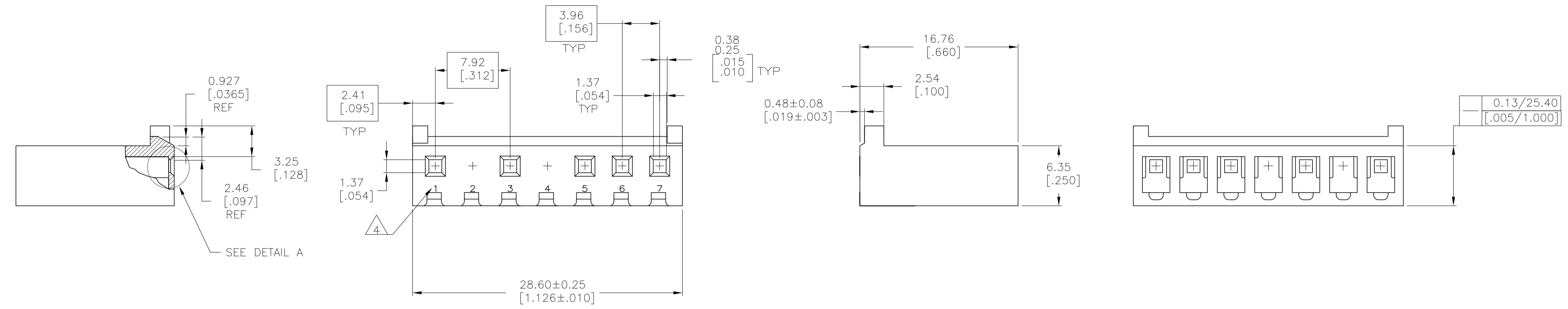


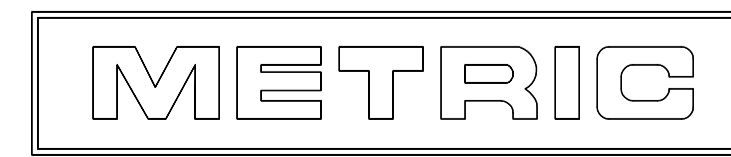
LOC		DIST		REVISIONS			
P	LTR	DESCRIPTION	DATE	DMN	APVD		
B		REVISED PER ECO-12-007807	06AUG12	KH	SM		



- 1 UNIT ACCEPTS 1.14 [.045] SQUARE OR ROUND POST.
- 2 UNIT ACCEPTS STANDARD SL-156 CONTACTS.
- 3 UNIT ACCEPTS KEYING PLUG 640254-1 AND KEYING PIN 640255-1.
- 4 CIRCUIT I.D. NUMBER(S), TO BE LOCATED SEQUENTIALLY AS SHOWN.
- 5 DIMENSIONS IN BRACKETS ARE IN INCHES.
- 6 OPTIONAL CONSTRUCTION (BOTH CORNERS) UP TO 0.38 [.015] FOR P/N -1 THRU -5, UP TO 1.27 [.050] FOR P/N -6 THRU 2--4.
- 7 ACCEPTS UP TO .110 INCH INSULATION WIRE.



DETAIL A
OPTIONS FOR BLOCKED CIRCUIT
SCALE 5:1



2 & 4	7	1744135-7
BLOCKED CIRCUITS	NO. OF CIRCUITS	PART

THIS DRAWING IS A CONTROLLED DOCUMENT.		DIN K. WHITAKER 02AUG2005	TE Connectivity	
DIMENSIONS: mm [INCHES]		CHK D. ROSSI 02AUG2005	NAME	
TOLERANCES UNLESS OTHERWISE SPECIFIED:		APVD D. ROSSI 02AUG2005	PRODUCT SPEC	
0. PLC	± -	APPLICATION SPEC		
1. PLC	± -	SIZE		
2. PLC	± -	CAGE CODE		
3. PLC	± 0.13 [.005]	DRAWING NO		
4. PLC	± -	RESTRICTED TO		
ANGLES	± 0° 30'	WEIGHT		
MATERIAL NYLON,UL94V-0,NAT	FINISH	A1 00779 C=1744135		
CUSTOMER DRAWING		SCALE 4:1 SHEET 1 OF 1 REV B		

单击下面可查看定价，库存，交付和生命周期等信息

[>>TE Connectivity\(泰科\)](#)