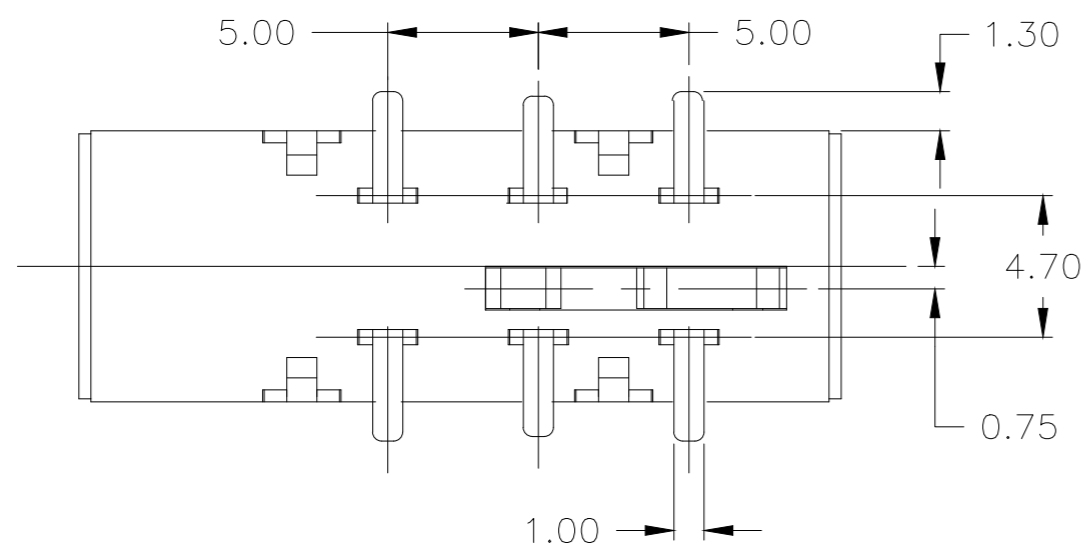
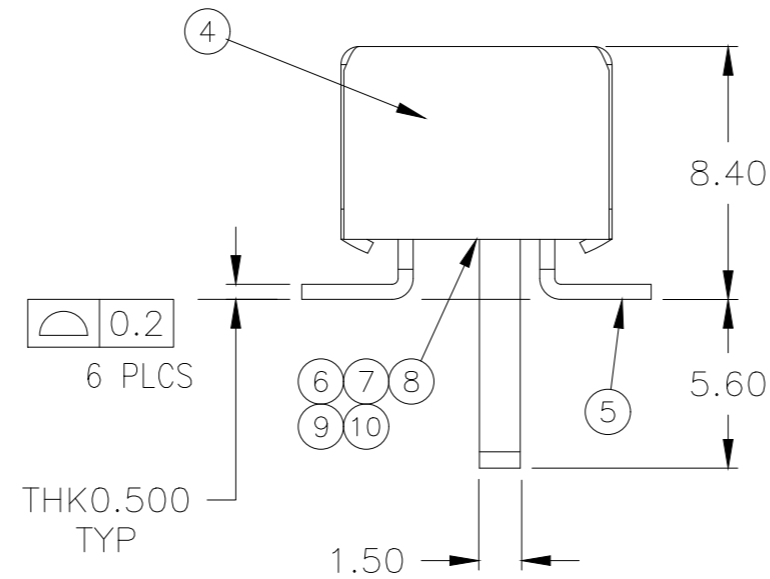
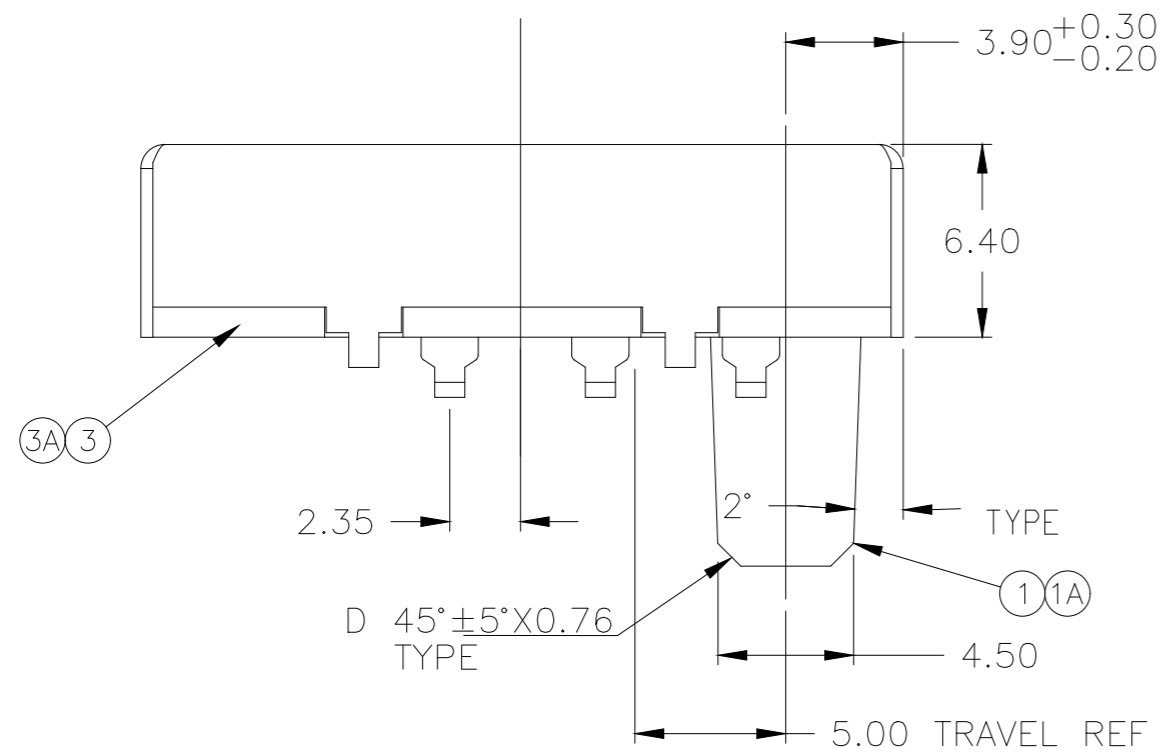
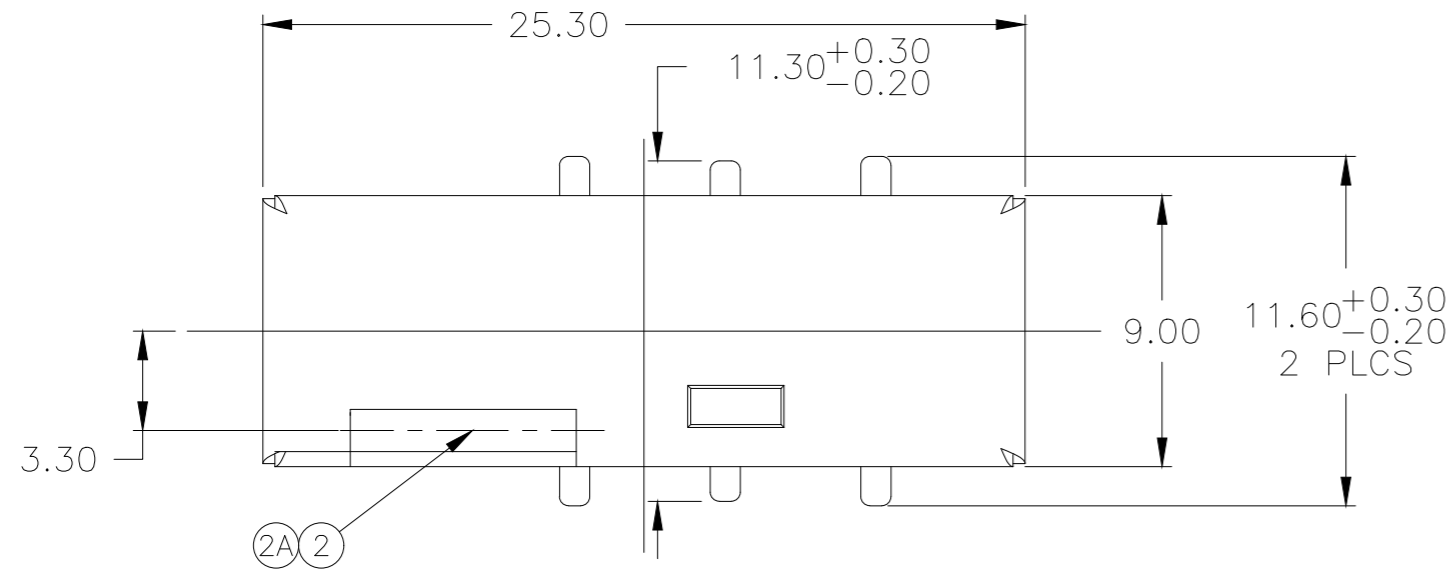


THIS DRAWING IS UNPUBLISHED. RELEASED FOR PUBLICATION
 © COPYRIGHT - By - ALL RIGHTS RESERVED.

REVISIONS				
P	LTR	DESCRIPTION	DATE	DWN APVD
J		REVISED PER ECO-17-007607	29MAY2017	RK AS



SPECIFICATIONS:
 SINGLE POLE DOUBLE THROW

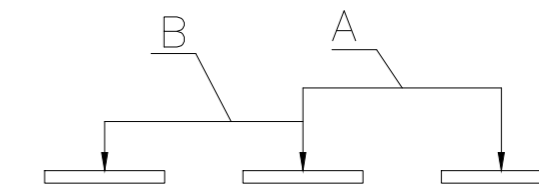
ELECTRICAL:
 CONTACT RATING, 24VAC AT 0.5 AMP (POWER FACTOR 0.4) AND INRUSH CURRENT OF 2.5 AMP (POWER FACTOR 0.4)
 CONTACT RESISTANCE, 30 MILLIOHMS MAX
 INSULATION RESISTANCE, 500 MEGOHM MIN
 DIELECTRIC STRENGTH, 500 V RMS@ SEA LEVEL
 LIFE EXPECTANCY, 2,000 CYCLES

ENVIRONMENTAL:
 OPERATING TEMPERATURE, -20 TO +85° C
 STORAGE TEMPERATURE, -20 TO +85° C
 RESISTANCE TO SOLDER HEAT, PER 109-201, CONDITION A
 OMIT SECTION 3.3
 TIME OVER LIQUIDUS (217°C) 20 SECONDS MAX
 PEAK TEMPERATURE 225°±5°C

1. ALL MATERIALS AND FINISHES SHALL COMPLY WITH EU DIRECTIVE 2002/95/EC OF 27JAN2003 (ROHS).

NOTE DELETED.

RESISTANCE TO SOLDER HEAT, PER 109-201 CONDITION B.



NON SHORTING SCHEMATIC

AR	NONE	GREASE	ACTUATOR LUBRICATION	10
-	NONE	GREASE	CONTACT LUBRICATION	9
1	PASSIVATE	STAINLESS STEEL	SPRING PLATE	8
1	NONE	MUSIC WIRE	COIL SPRING	7
1	AG OVER NICKEL	COPPER TI	MOVING CONTACT	6
6	AG OVER NICKEL	COPPER	FIXED CONTACT/TERMINAL	5
1	NICKEL	COLD ROLLED STEEL	FRAME	4
1	BLACK	LCP UL94 V-0 30% GF	BOARD	3A
-	BLACK	PA66 UL 94HB, 15% GF	BOARD	3
1	BLACK	LCP UL94 V-0 30% GF	ACTUATOR II	2A
-	BLACK	PA66 UL 94HB, 15% GF	ACTUATOR II	2
1	BLACK	LCP UL94 V-0 30% GF	ACTUATOR	1A
-	BLACK	PA66 UL 94HB, 15% GF	ACTUATOR	1
-4	FINISH	MATERIAL	PART DESCRIPTION	ITEM NO.

	TAPE & REEL	N/A	1977143-4
SOLDER HEAT	PACKAGING	INSPECTION STATUS	PART NUMBER

THIS DRAWING IS A CONTROLLED DOCUMENT.		DWN M.BINNER	04SEP2007	TE Connectivity	
DIMENSIONS: mm		CHK M.SARVER	APVD		
TOLERANCES UNLESS OTHERWISE SPECIFIED:		PRODUCT SPEC		SLIDE SWITCH, SPDT, SMT	
0 PLC ± -		APPLICATION SPEC		SIZE	CAGE CODE
1 PLC ± -		WEIGHT		0	A2
2 PLC ± 0.20		DRAWING NO		00779 C=1977143	
3 PLC ± 0.05		RESTRICTED TO		-	
4 PLC ± -		CUSTOMER DRAWING		SCALE	4:1
ANGLES ± 3°		SHEET		1	of 2
FINISH		REV		J	

4 3 2 1

THIS DRAWING IS UNPUBLISHED. RELEASED FOR PUBLICATION
 © COPYRIGHT - By - ALL RIGHTS RESERVED.

REVISIONS					
P	LTR	DESCRIPTION	DATE	DWN	APVD
-	-	SEE SHEET 1	-	-	-

44.5(ref)
2.3(ref)
100(ref)
330.00(ref)
SEE DETAIL A
REEL IDENTIFICATION LABEL.REF(SEE.NOTE 5)

4(ref)
2(ref)
20(ref)
1.5(ref)
44(ref)
40.4(ref)

14.6(ref)

NOTES

1. TAPE, REEL, AND TAPING SHALL MEET THE REQUIREMENTS OF EIA-481-2.
2. EMBOSSED TAPE SHALL BE CONDUCTIVE TYPE.
3. FOR PART ORIENTATION IN TAPE SEE DETAIL A.
4. REEL SHALL CONTAIN 200 PIECES SWITCH
5. REEL IDENTIFICATION LABEL SHALL BE PRINTED WITH REEL:
 TYCO ELECTRONICS
 P/N:1977143-3 & -4
 QTY:200PCS
 DATE CODE:XXXX

SEE DETAIL A
4:1

THIS DRAWING IS A CONTROLLED DOCUMENT.		DWN M.BINNER	04SEP2007	TE Connectivity	
DIMENSIONS: mm		CHK M.SARVER	APVD		
TOLERANCES UNLESS OTHERWISE SPECIFIED: 0 PLC ± - 1 PLC ± - 2 PLC ± 0.20 3 PLC ± 0.05 4 PLC ± - ANGLES ± 3° FINISH		PRODUCT SPEC		SLIDE SWITCH , SPDT, SMT	
MATERIAL		WEIGHT		SIZE A2	CAGE CODE 00779
		CUSTOMER DRAWING		DRAWING NO C=1977143	RESTRICTED TO
		SCALE 4:1		SHEET 2 of 2	REV J

1471-9 (1/15)

Downloaded From Onezac.com

1977143

单击下面可查看定价，库存，交付和生命周期等信息

[>>TE Connectivity\(泰科\)](#)