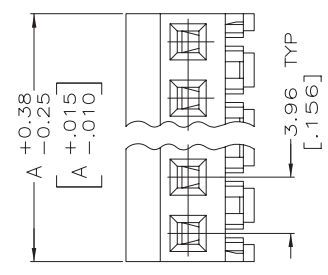
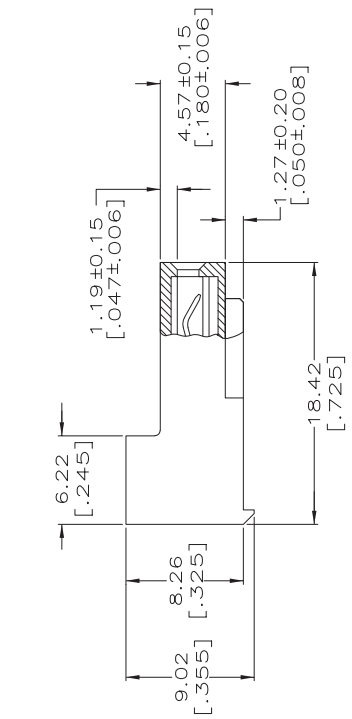
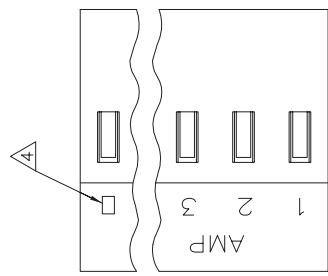


THIS DRAWING IS UNPUBLISHED. RELEASED FOR PUBLICATION BY TYCO ELECTRONICS CORPORATION. ALL RIGHTS RESERVED.

LOC CM O DIST O

REVISONS ECO-07-012878 20JUN07 KW DB



- 2. CONTACTS ACCEPT 18 AWG WIRE WITH 2.41[.095] MAX INSULATION DIAMETER.
- 3. CONTACTS MUST ACCEPT 1.14±0.03[.045±.001] SQUARE POST AND REMAIN LOCKED IN POSITION.
- 4. IDENTIFICATION NUMBER FOR LAST CIRCUIT MAY NOT APPEAR ON ALL ASSEMBLIES.
- 5. DIMENSIONS IN BRACKETS ARE IN INCHES.
- 6. HOUSING FEATURES ARE: CLOSED END WITHOUT LOCKING RAMP.

MATERIAL: CONNECTOR - NYLON UL94V-2 (ORANGE). CONTACTS - 0.30[.012] THICK COPPER ALLOY. PLATING - 0.00038[.000015] GOLD IN CONTACT AREA. 0.00203[.000080] MIN THICKNESS BRIGHT TIN LEAD IN SLOT AREA FOR 641153-2 THRU 2-641153-4 OR MATTE WHISKER MITIGATED TIN IN SLOT AREA FOR 3-641153-2 THRU 5-641153-4 OVER NICKEL UNDERPLATE.

TIN	DIM A	NO. OF CIRCUITS	PART NO.
95.10	3.744	24	5-641153-4
91.14	3.588	23	5-641153-3
87.17	3.432	22	5-641153-2
83.21	3.276	21	5-641153-1
79.25	3.120	20	5-641153-0
75.29	2.964	19	4-641153-9
71.32	2.808	18	4-641153-8
67.36	2.652	17	4-641153-7
63.40	2.496	16	4-641153-6
59.44	2.340	15	4-641153-5
55.47	2.184	14	4-641153-4
51.51	2.028	13	4-641153-3
47.55	1.872	12	4-641153-2
43.59	1.716	11	4-641153-1
39.62	1.560	10	4-641153-0
35.66	1.404	9	3-641153-9
31.70	1.248	8	3-641153-8
27.74	1.092	7	3-641153-7
23.77	0.936	6	3-641153-6
19.81	0.780	5	3-641153-5
15.85	0.624	4	3-641153-4
11.89	0.468	3	3-641153-3
7.92	0.312	2	3-641153-2
95.10	3.744	24	2-641153-4
91.14	3.588	23	2-641153-3
87.17	3.432	22	2-641153-2
83.21	3.276	21	2-641153-1
79.25	3.120	20	2-641153-0
75.29	2.964	19	1-641153-9
71.32	2.808	18	1-641153-8
67.36	2.652	17	1-641153-7
63.40	2.496	16	1-641153-6
59.44	2.340	15	1-641153-5
55.47	2.184	14	1-641153-4
51.51	2.028	13	1-641153-3
47.55	1.872	12	1-641153-2
43.59	1.716	11	1-641153-1
39.62	1.560	10	1-641153-0
35.66	1.404	9	641153-9
31.70	1.248	8	641153-8
27.74	1.092	7	641153-7
23.77	0.936	6	641153-6
19.81	0.780	5	641153-5
15.85	0.624	4	641153-4
11.89	0.468	3	641153-3
7.92	0.312	2	641153-2

THIS DRAWING IS A CONTROLLED DOCUMENT.

DRAWN BY B. LEWIS DATE 2-12-91

OK BY SWING DATE 2-12-91

APPROVED BY NAME

PRODUCT SPEC 108-1051

APPLICATION SPEC 114-1020

WEIGHT 0.13 [0.05]

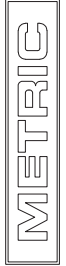
SIZE A2 00779

CAGE CODE 641153

RESTRICTED TO

SCALE 4:1

SHEET 1 OF 1



单击下面可查看定价，库存，交付和生命周期等信息

[>>TE Connectivity\(泰科\)](#)