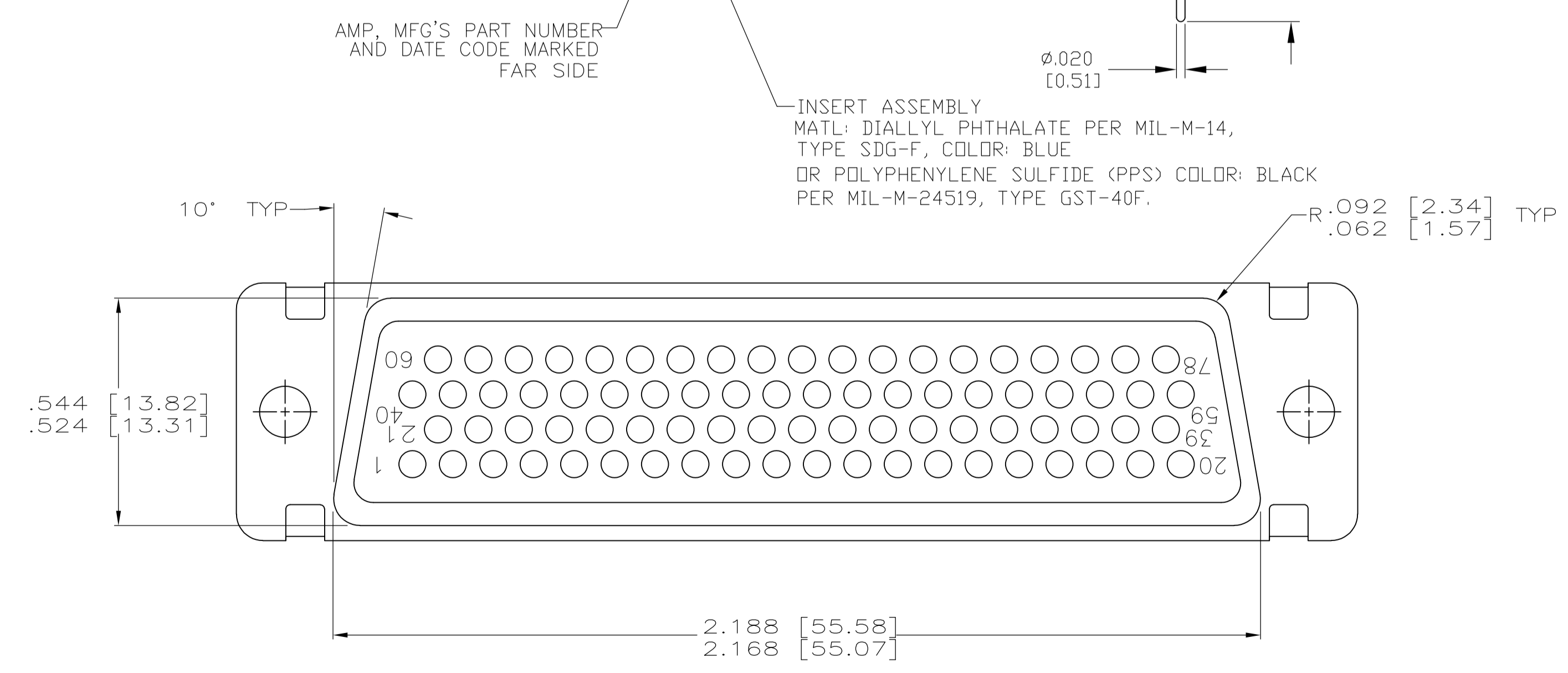
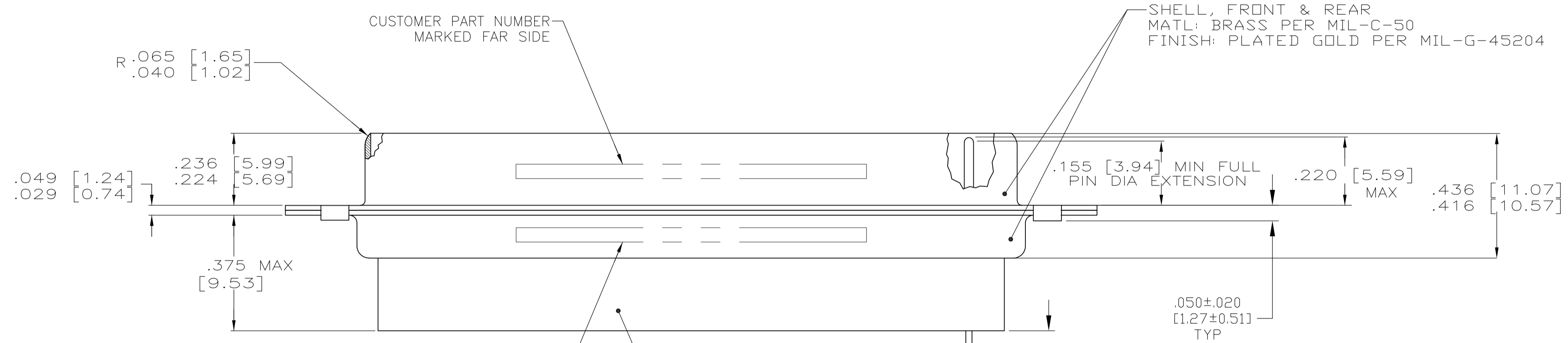
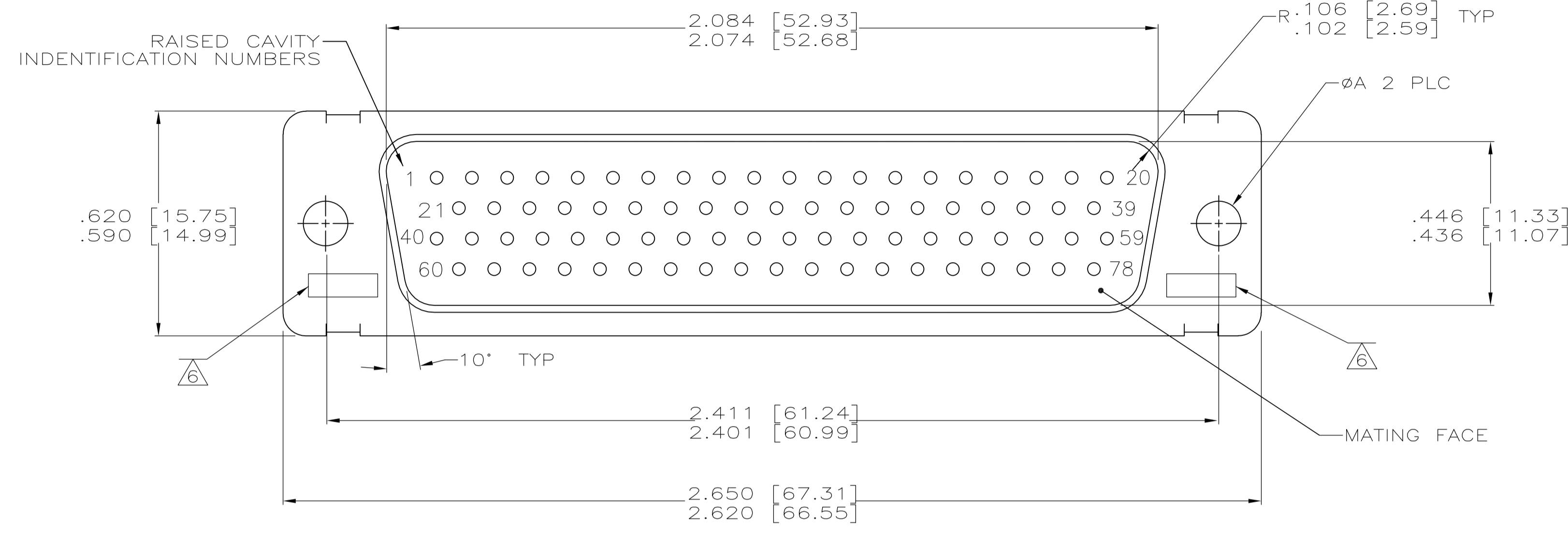


LOC		DIST		REVISIONS			
P	LTR	DESCRIPTION	DATE	DN	APVD		
AB	REV PER ECO	15-016064	11-9-15	CT	CD		

- THIS PLUG WILL MATE WITH ANY RECEPTACLE CONNECTOR WITH THE SAME INSERT ARRANGEMENT AS DEFINED BY MS18277-2.
- MAXIMUM WIRE INSULATION USED WITH THIS PLUG IS .054 DIA.
- Be-Cu RETENTION CLIPS ARE INCLUDED IN INSERTS.
- INSPECTION REQUIREMENTS PER R4383.
- CONNECTOR SUPPLIED WITH 86 CONTACTS, PART NUMBER 204370-8. INSPECTION REQUIREMENTS PER R4383 WITHOUT TESTS FOR HIGH ALTITUDE DIELECTRIC WITHSTANDING VOLTAGE AS CALLED FOR IN TABLE II SCREENING AND TESTING.
- UL/CSA DESIGNATION STAMPED IN THIS AREA, OPTIONAL.
- CONNECTOR LOADED WITH POSTED CONTACTS. INSPECTION REQUIREMENTS PER GENERAL ELECTRIC DOCUMENT 20025720.
- RESTRICTED TO CAE ELECTRONICS ONLY.
- THESE CONNECTORS ARE QUALIFIED TO GODDARD SPACE FLIGHT CENTER SPECIFICATION S-311-P-4.
- CONNECTOR LOADED WITH POSTED CONTACTS.
- SINGLE LOT DATE CODE AND 100% GROUP "A" ACCEPTANCE TESTING PER CI-2A-019.
- CONNECTOR LOADED WITH POSTED CONTACTS. INSPECTION REQUIREMENTS PER LOCKHEED MARTIN DDC 20131204.
- PRELIMINARY- NOT RELEASED FOR PRODUCTION



PART NUMBER 204370-8
GSFC PART NUMBER G-08-P1
(SUPPLIED WITH 206504-8 ONLY)

REMARKS	DIM B	DIM A	ON CONNECTOR	P/N ON CONNECTOR	PART NUMBER
13	12	.150 [3.81]	20131204P2078P	1-206504-6	1-206504-6
	11	--	CI-2A-019-010V-001	1-206504-5	1-206504-5
		--	570566-11	1-206504-4	1-206504-4
	10	.175 [4.45]	-	1-206504-3	1-206504-3
	9/8	--	311P407-5P-B-12	206504-4	1-206504-2
	7	.150 [3.81]	20025720P2078P	1-206504-1	1-206504-1
		--	1622251-005	1-206504-0	1-206504-0
		--	7636-9	206504-9	206504-9
	5	--	R4383P78P	206504-8	206504-8
		--	N/A	206504-7	206504-7
	4	--	R4383P78P-2	206504-6	206504-6
		--	SC81D139-055	206504-5	206504-5
	9	--	311P407-5P-B-12	206504-4	206504-4
		--	N/A	206504-3	206504-3
		--	R9259P78P	206504-2	206504-2
	9	--	311P407-5P-B-15	206504-1	206504-1

THIS DRAWING IS A CONTROLLED DOCUMENT.

DIMENSIONS: INCHES [mm]	TOLERANCES UNLESS OTHERWISE SPECIFIED:	0 PLC ± -	1 PLC ± -	2 PLC ± -	3 PLC ± .005 [0.13]	4 PLC ± -	ANGLES ± 1°
-------------------------	----------------------------------------	-----------	-----------	-----------	---------------------	-----------	-------------

MATERIAL: SEE CALLOUTS. FINISH: SEE CALLOUTS.

APPROVED: F. KINSEY. DATE: 1-6-93. NAME: AMPLIMITE PLUG ASSY, NON-MAGNETIC, SIZE 5, SERIES 90, 62 POSN.

SIZE: A1. CAGE CODE: 00779. DRAWING NO: 206504. WEIGHT: -. RESTRICTED TO: -.

CUSTOMER DRAWING. SCALE: 4:1. SHEET: 1 OF 1. REV: AB.

单击下面可查看定价，库存，交付和生命周期等信息

[>>TE Connectivity\(泰科\)](#)