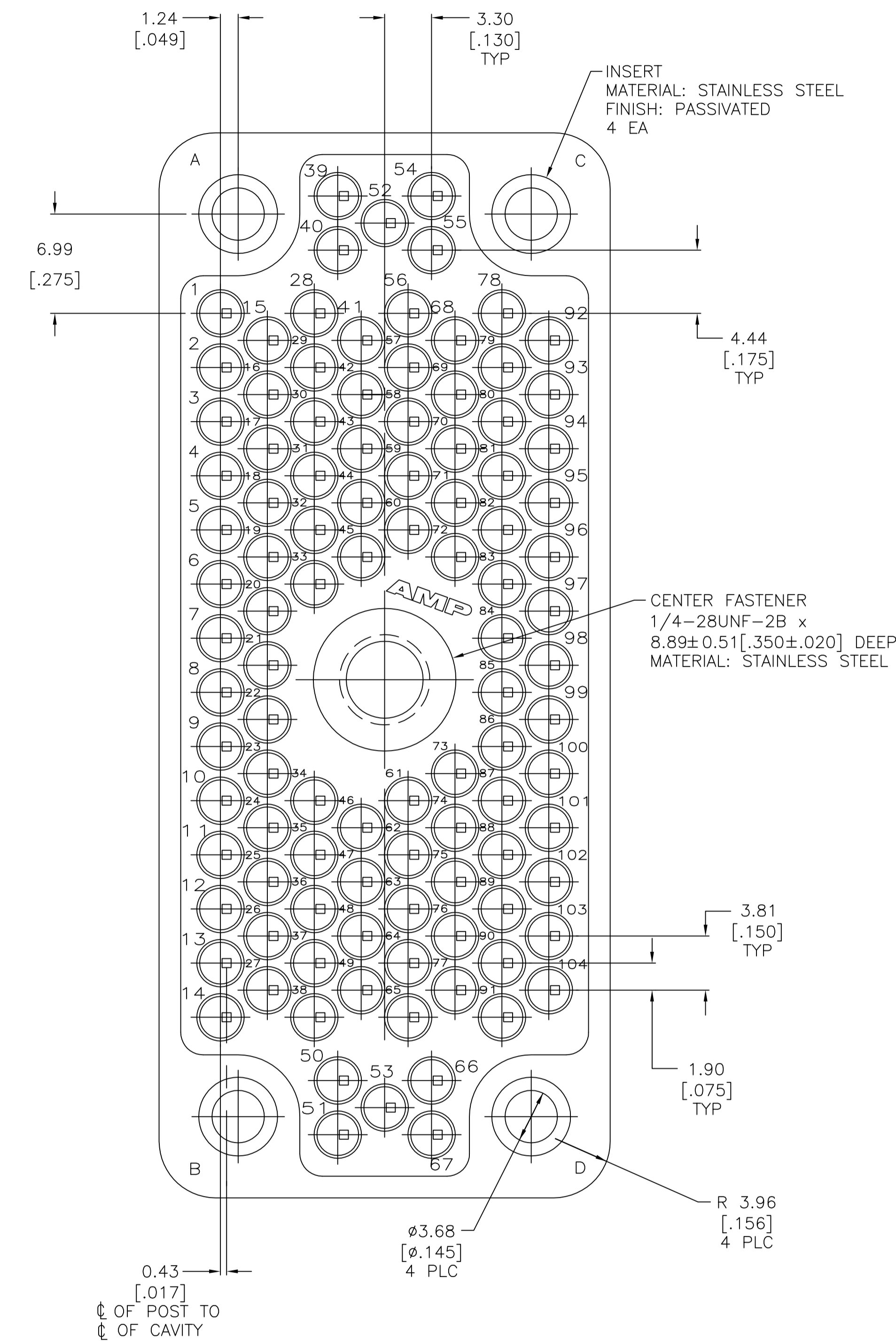
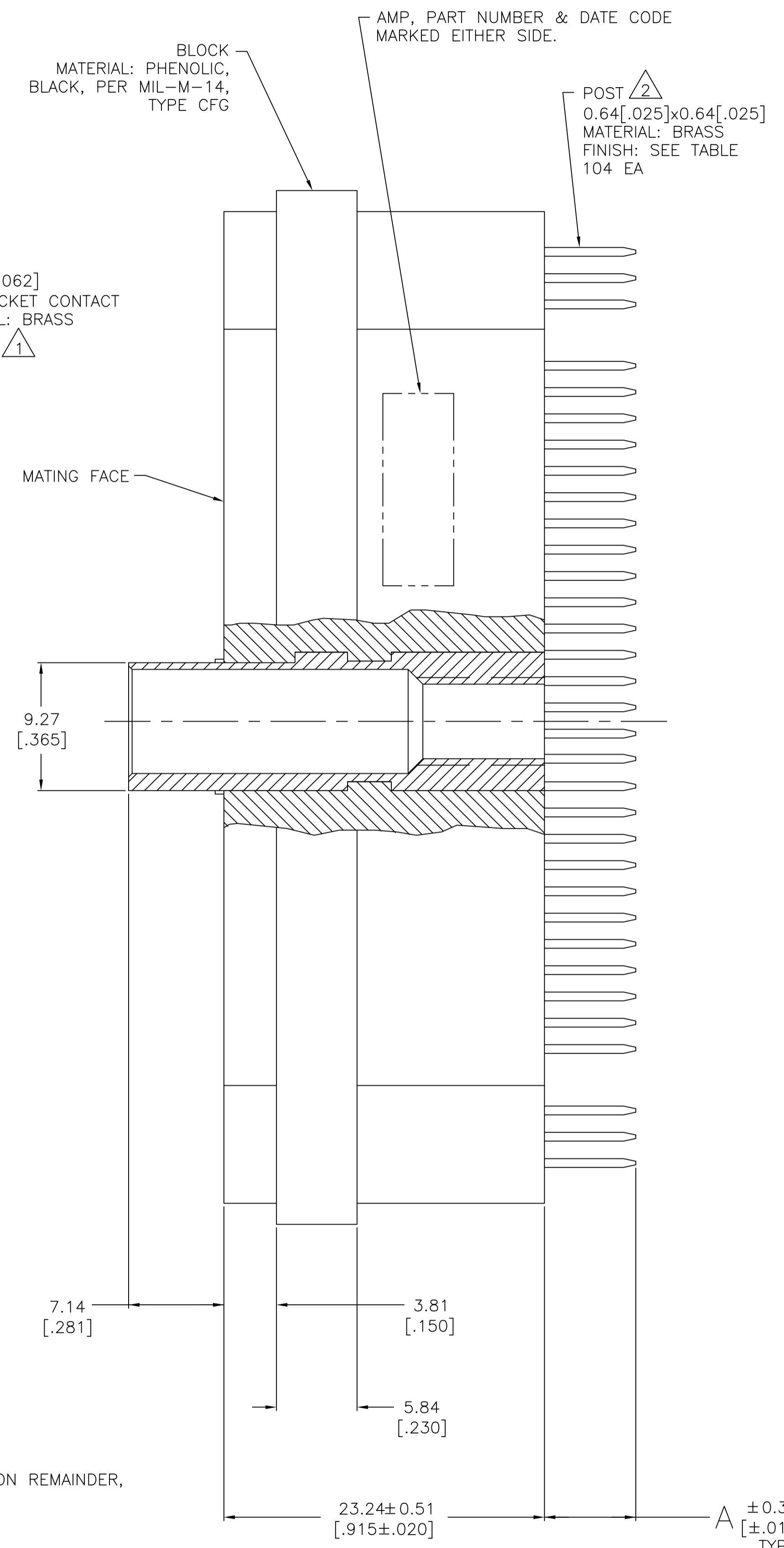
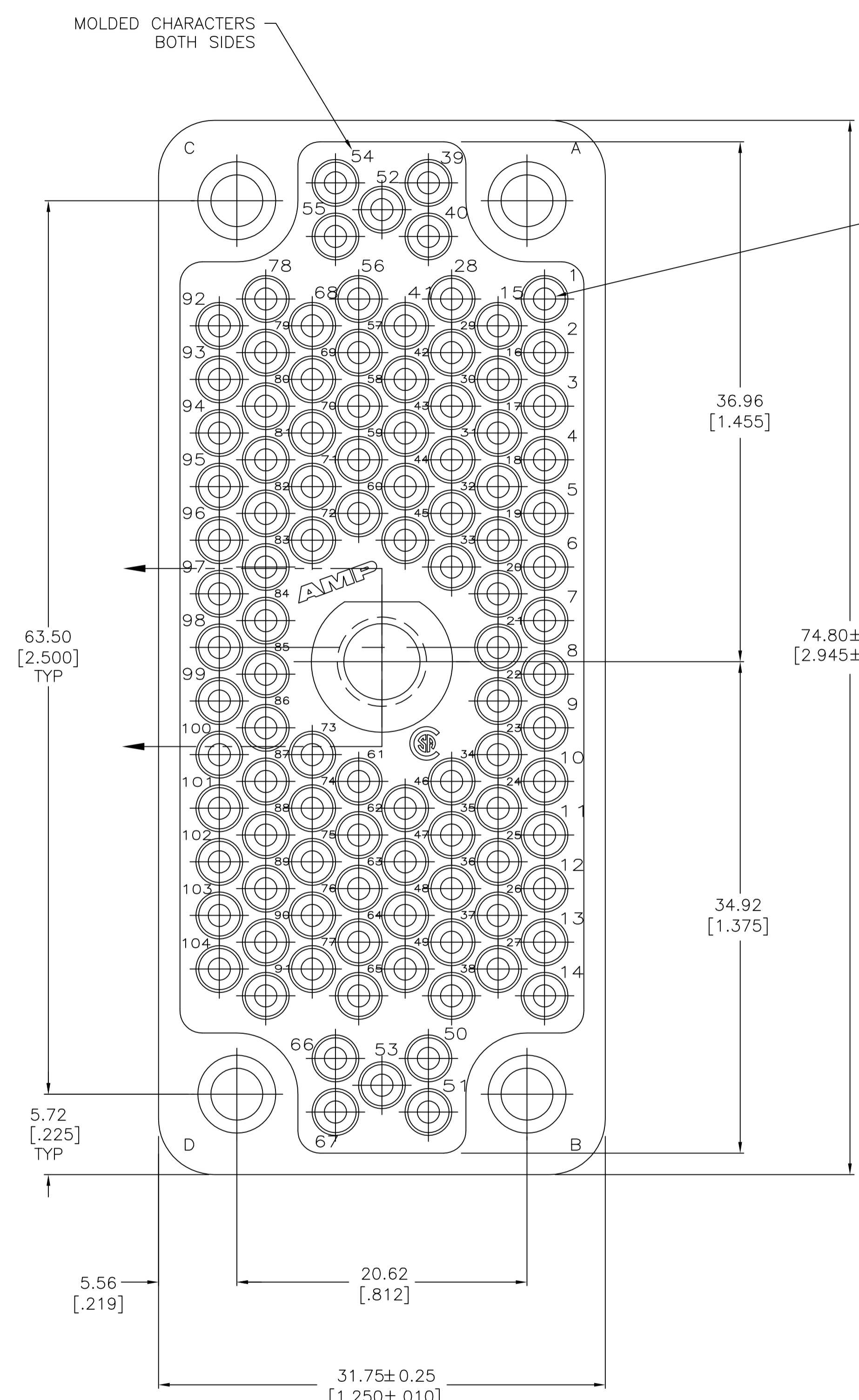


REVISIONS					
P	LTR	DESCRIPTION	DATE	DMN	APVD
Z		REVISED PER ECO-08-012630	22MAY08	HMR	GS
Z1		REVISED PER ECO-09-020935	09SEP09	KK	AEG
AA		REVISED PER ECO-17-011042	02AUG2017	RS	MZ



- 1 0.76um[.000030] MIN GOLD, INTERNALLY, FOR A LENGTH OF 5.08[.200] FROM MATING END WITH GOLD FLASH ON REMAINDER, ALL OVER 0.76um[.000030] MIN NICKEL.
- 2 POSTS ARE SEMI-AUTOMATICALLY WIREABLE AND WILL ACCOMODATE (SEE TABLE) TERMINATIONS.
- 3 #24 AWG MAX WIRE TO BE USED WITH THIS CONNECTOR.
- 4 FOR PANEL CUTOUT SEE AMP CUSTOMER DWG 201692.
- 5 2.54um[.000100] MIN TIN-LEAD OVER 1.27um[.000050] MIN NICKEL.
- 6 2.54um[.000100] MIN TIN OVER 1.27um[.000050] MIN NICKEL.
- 7 GOLD FLASH OVER .000050 MIN NICKEL.
- 8 PRELIMINARY NOT FOR PRODUCTION.
- 9 OBSOLETE PARTS: OBSOLETE CIS STREAMLINING PER D.RENAUD/D.SINISI

9	OBSOLETE	7	6.63 [.261]	1	8 1-205720-1
	OBSOLETE		16.74 [.659]	3	1-205720-0
		6	6.63 [.261]	1	205720-9
			16.74 [.659]	3	205720-2
		5	6.63 [.261]	1	205720-1
	POST FINISH	A		NO OF TERM	PART NUMBER

THIS DRAWING IS A CONTROLLED DOCUMENT. DWG: C. REIFSNYDER 14 FEB 96. CHK: R. STONE 22 FEB 96. APVD: M. MCALONIS 22 FEB 96. NAME: M. MCALONIS. PRODUCT SPEC: STANDARD M SERIES. APPLICATION SPEC: . SIZE: A1. CAGE CODE: 00779. DRAWING NO: 205720. WEIGHT: . RESTRICTED TO: CUSTOMER DRAWING. SCALE: 4:1. SHEET: 1 OF 1. REV: AA.

单击下面可查看定价，库存，交付和生命周期等信息

[>>TE Connectivity\(泰科\)](#)