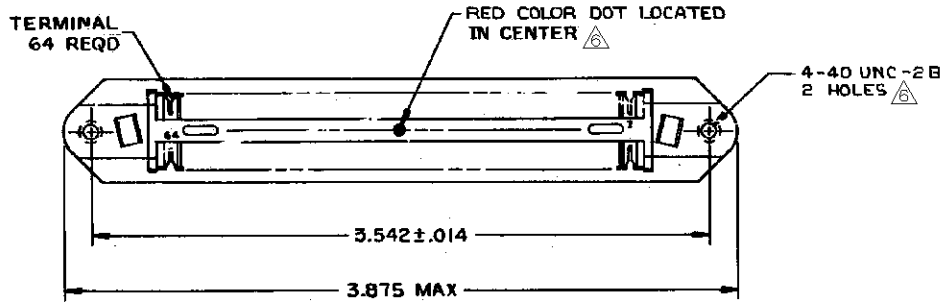
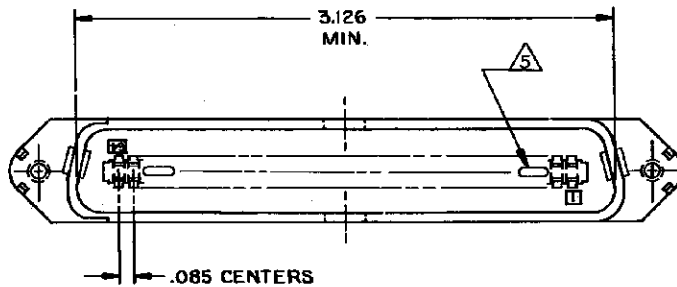
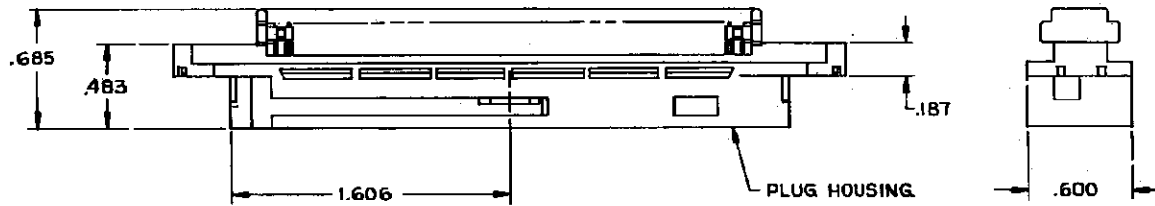


THIS DRAWING IS UNPUBLISHED. RELEASED FOR PUBLICATION  
 © COPYRIGHT BY TYCO ELECTRONICS CORPORATION. ALL RIGHTS RESERVED.

LOC		DIST		REVISIONS			
GP	00	FP	LFV	DESCRIPTION	DATE	UN	APD
		K1		REVISED PER ECO-12-019458	30APR2013	CJV	PAR



1. THE CONTACT SURFACES OF THE TERMINALS ARE COATED WITH LUBRICANT.
  2. ALL DIMENSIONS SHOWN ARE FOR REFERENCE ONLY UNLESS OTHERWISE SPECIFIED.
  3. MATERIAL:  
 HOUSING - THERMOPLASTIC (BLACK)  
 TERMINALS - HIGH STRENGTH COPPER ALLOY PLATED WITH EITHER .000030 MIN GOLD OR GOLD FLASH OVER PALLADIUM NICKEL .000030 MIN TOTAL, ON CONTACT MATING SURFACE. .000050 MIN NICKEL UNDERPLATE OVER ENTIRE TERMINAL.
  4. WIRE SIZE: 24 AWG SOLID COPPER CONDUCTORS. MAX INSULATION DIAMETER OF .045 IS ACCEPTABLE FOR MOST APPLICATIONS.
5. CORING MAY OR MAY NOT APPEAR AND IS AT THE DISCRETION OF TYCO ELECTRONICS.
6. NO TAPPED 4-40 HOLES NOR RED COLORED DOT, FOR -3 ASSEMBLY.



OBSELETE	AS SHOWN	552140-3
	DESCRIPTION	PART NO

THIS DRAWING IS A CONTROLLED DOCUMENT.		DRN G. BOWMAN 12-20-79	Tyco Electronics Corporation Harrisburg, PA 17105-3608
DIMENSIONS: INCHES		CHK M.D. FRIEL 12-28-79	
TOLERANCES UNLESS OTHERWISE SPECIFIED:		APRD B.G. WARD 12-28-79	NAME
0 PLC ± -	1 PLC ± -	PRODUCT SPEC	PLUG ASSEMBLY, 64 POSITIONS, A SLOT CHAMP-LOK
2 PLC ± -	3 PLC ± -	APPLICATION SPEC	
4 PLC ± -	ANGLES ± -	WEIGHT	RESTRICTED TO
MATERIAL	FINISH	A2	SIZE DATE CODE DRAWING NO
		00779	C=552140
CUSTOMER DRAWING		SCALE	SHEET 1 of 1
		NTS	REV K1

单击下面可查看定价，库存，交付和生命周期等信息

[>>TE Connectivity\(泰科\)](#)