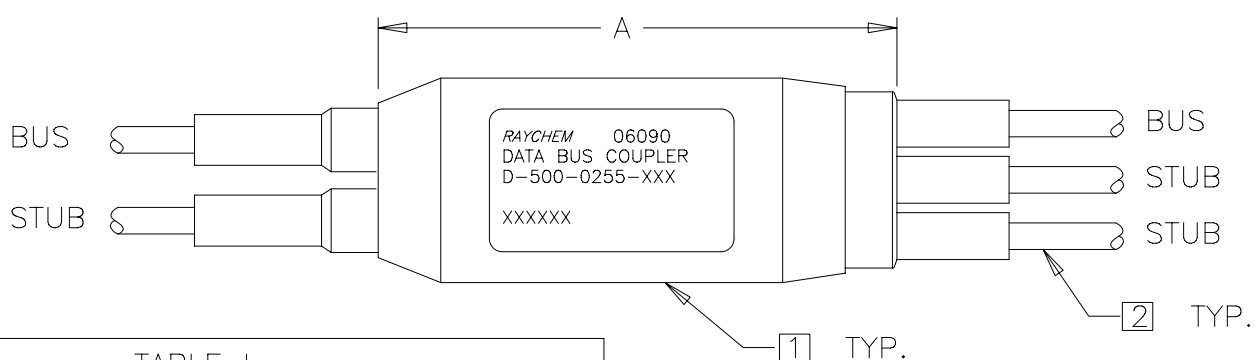
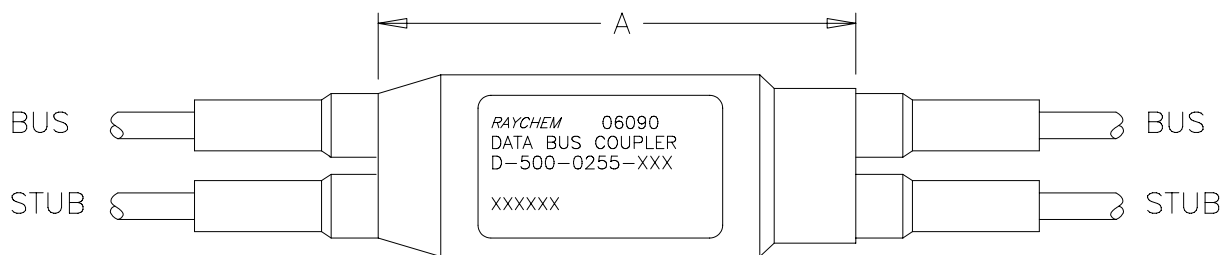
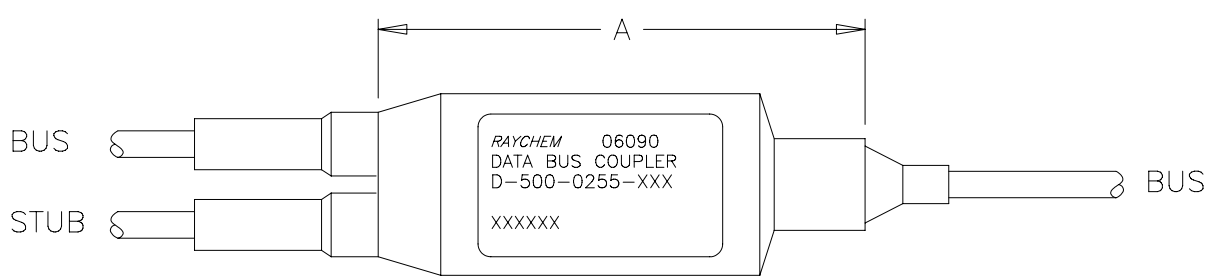
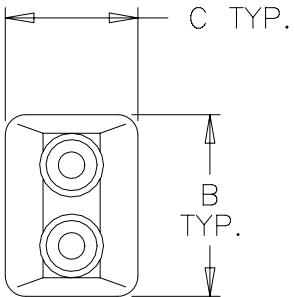


MATERIALS:

- 1 RBC MODULE, SEALED
- 2 DATA BUS CABLE
- 3 DATA BUS CABLE SPLICE KIT (NOT SHOWN)

REVISIONS			
LTR	DESCRIPTION	DATE	APPROVED
J	REVISED PER ECN# T-16078	91APR17	Z. TEMAN
K	REVISED PER ECN# T-20304		



COUPLER	DIMENSIONS (MAX.)		
	A	B	C
SINGLE	2.80	.95	.65
DOUBLE	2.70	.95	.74
TRIPLE	2.70	1.10	.75

If this document is printed it becomes uncontrolled.  
Check with the web for latest revision.

SPECIFICATION CONTROL DRAWING

UNLESS OTHERWISE SPECIFIED  
DIMENSIONS ARE IN INCHES.  
METRIC DIMENSIONS ARE  
IN BRACKETS.

DECIMALS  
.XXX ± — [ — mm ]  
.XX ± — [ — mm ]  
ANGLES  
.X ± —  
WEIGHT  
8 lbs [ g ]

DRAWN	terry	88 SEPT 10
REDRAWN	J.B.K.	91 MAR 5
APPROVED		
APPROVED	Z.TEMAN	88 SEPT 13
CAD NAME	003392-1.DWG	

Raychem

RAYCHEM CORPORATION  
300 CONSTITUTION DRIVE  
MENLO PARK, CALIFORNIA 94025

TITLE

STANDARD IN-LINE  
MIL-STD-1553B  
RAYCHEM BUS COUPLERS (RBC)

SIZE	CODE IDENT. NO.	DWG. NO.	REV
A	06090	D-500-0255	K

THIRD ANGLE PROJECTION

Downloaded From [Oneyac.com](http://Oneyac.com)

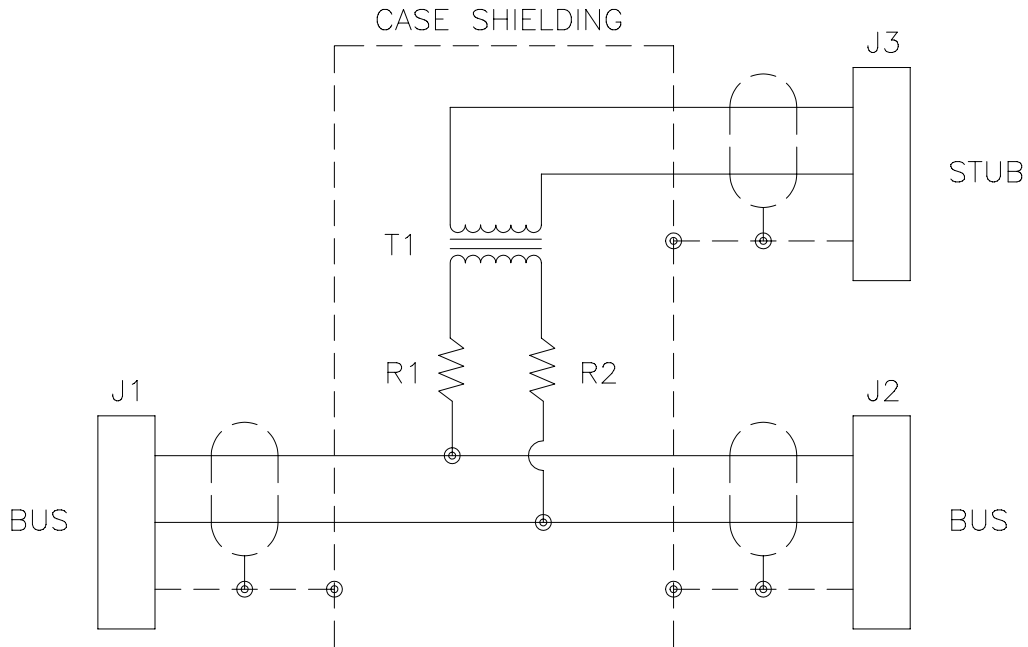
SHEET 1 OF 2

NOTES:

1. DATA BUS COUPLERS ARE DESIGNED TO SPLICE INTO WIRING HARNESS USING MIL-STD-1553B DATA BUS CABLE: 26 THRU 22 AWG.
2. FOR RAYCHEM SCD D-150-0XXX SPLICE IN TERMINATION PROCESS, SEE TABLE II.
3. THE TERMINATED COUPLER IS QUALIFIED TO RAYCHEM SPECIFICATION D-6020.
4. THE DATA BUS COUPLERS SHALL MEET OR EXCEED MIL-STD-1553B, NOTICE 2.
5. RESISTORS SHALL MEET: MIL-R-55182/6, RNR70H57R6FS  
OR MIL-R-39007/8, RWR80N57RGFS
6. THE MINIMUM RADIUS OF CABLE BEND SHALL NOT BE LESS THAN SIX TIMES THE MAXIMUM OUTSIDE DIAMETER OF THE CABLE. REFERENCE: MIL-W-5088
7. FINISH LENGTH: SEE INDIVIDUAL SCD D-500-0255-XXX

8	APPROXIMATE WEIGHT (WITHOUT CABLE):	<u>SINGLE</u>	<u>DOUBLE</u>	<u>TRIPLE</u>
		42 GRAMS .09 LBS.	43 GRAMS .10 LBS.	55 GRAMS .12 LBS.

TABLE II - SPLICE KIT		
TYPE	SMALL	LARGE
SOLDER	D-150-0124	D-150-0134
CRIMP	D-150-0167	D-150-0133
FLEX	D-150-0708-5	D-150-0708-5



If this document is printed it becomes uncontrolled.  
Check with the web for latest revision.

RBC SCHEMATIC

(EXAMPLE: SINGLE COUPLER)

CAD NAME: 003392-2	DRAWN	J.B.K.	91 MAR 5	SIZE	CODE IDENT. NO.	DWG. NO.
	ISSUED	Downloaded From <a href="http://Oneyac.com">Oneyac.com</a>		A	06090	D-500-0255
HIS DRAWING						SHEET 2 OF 2

单击下面可查看定价，库存，交付和生命周期等信息

[>>TE Connectivity\(泰科\)](#)