DH-14AT REV. K

THIS ENTIRE DRAWING IS SUBJECT TO THE FOLLOWING LEGEND: HARTMAN®

THOSE PORTIONS OF THIS TECHNICAL DATA INDICATED AS LIMITED RIGHTS DATA SHALL NOT, WITHOUT THE WRITTEN PERMISSION OF THE ABOVE CONTRACTOR, BE EITHER (a) USED, RELEASED OR DISCLOSED IN WHOLE OR IN PART OUTSIDE THE GOVERNMENT (b) USED IN WHOLE OR IN PART BY THE GOVERNMENT FOR MANUFACTURE OR, IN THE CASE OF COMPUTER SOFTWARE DOCUMENTATION, FOR PREPARING THE SAME OR SIMILAR COMPUTER SOFTWARE, OR (c) USED BY A PARTY OTHER THAN THE GOVERNMENT, EXCEPT FOR (i) EMERGENCY REPAIR OR OVERHAUL WORK ONLY, BY OR FOR THE GOVERNMENT, WHERE THE ITEM OR PROCESS CONCERNED IS NOT OTHERWISE REASONABLY AVAILABLE TO ENABLE TIMELY PERFORMANCE OF THE WORK, PROVIDED THAT THE RELEASE OR DISCLOSURE HEREOF OUTSIDE THE GOVERNMENT SHALL BE MADE SUBJECT TO A PROHIBITION AGAINST FURTHER USE, RELEASE OR DISCLOSURE; OR (ii) RELEASE TO A FOREIGN GOVERNMENT, AS THE INTEREST OF THE UNITED STATES MAY REQUIRE, ONLY FOR INFORMATION OR EVALUATION WITHIN SUCH GOVERNMENT OR FOR EMERGENCY REPAIR OR OVERHAUL WORK BY OR FOR SUCH GOVERNMENT UNDER THE CONDITIONS OF (i) ABOVE. THIS LEGEND, TOGETHER WITH THE INDICATIONS OF THE PORTIONS OF THIS DATA WHICH ARE SUBJECT TO SUCH LIMITATIONS SHALL BE INCLUDED ON ANY REPRODUCTION HEREOF WHICH INCLUDES ANY PART OF THE PORTIONS SUBJECT TO SUCH LIMITATION.

HARTMAN® PROPRIETARY (DO NOT COPY)

REVISIONS			RELEASED	
REV.		DESCRIPTION	DATE	APPROVED
F	24801	ADDED ITEM 5	93/06/10	WS
G	32568	FIND NO 5 QTY 2 WAS 3	97/04/07	RS
H	41370	NOTE 3 ADDED	00/01/14	RS
J	0218-04	ADDED LAMP TEST	04/04/01	CB
K	12-020166	ADDED NOTE 4; MAX WT WAS 6-1/4 OZ.	12/11/15	MM

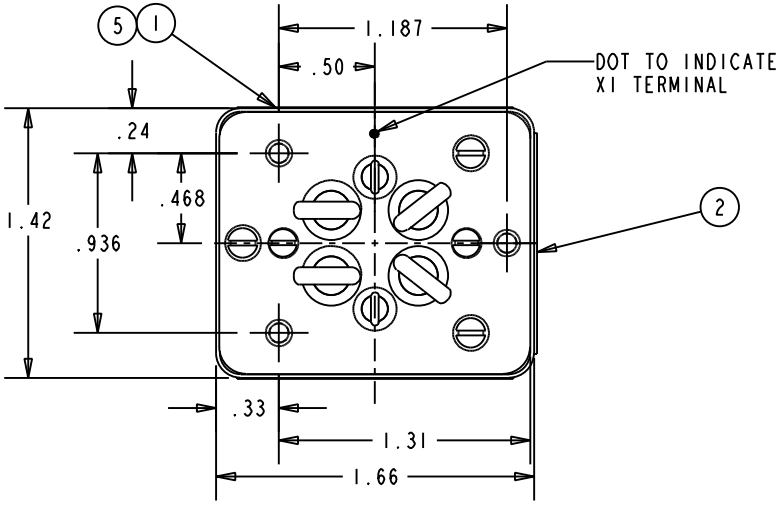

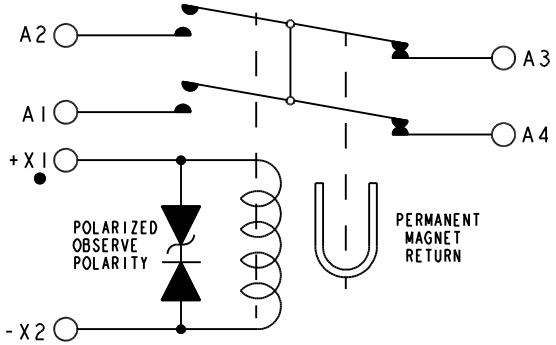

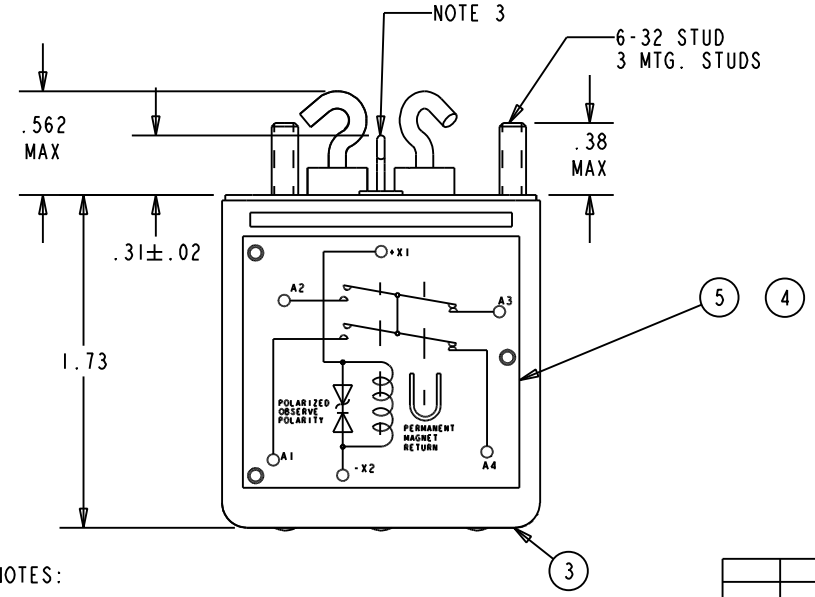

CONSTRUCTION	HERMETICALLY SEALED
CONTACT CONFIGURATION	1 NO. 1 NC (SEE NOTE)
CONTACT RATING. RES.	25A.. 28 VDC
IND.. NO	25A
NC	25A
MOTOR	15A
LAMP	16A
COIL VOLTAGE	30 VDC MAX
PICKUP	18 VDC MAX 71°C
DROPOUT	7 V TO 1 VDC
ALTITUDE	80,000 FT
VIBRATION	MIL-E-5272. PROC. 1
SHOCK	15 G
TEMPRATURE	-55° TO +71°C
RATED DUTY	CONTINUOUS
LIFE: ELECTRICAL	50,000 CYCLES
MECHANICAL	100,000 CYCLES
DESIGN OBJECTIVE: AMEND. 2 OF MIL-R-6106E, TYPE 1, CLASS A	
MAX. WEIGHT	6.5 OZ

FIND NO	QTY REQD	PART OR IDENTIFYING NO	NOMENCLATURE OR DESCRIPTION	DRAWING OR SPECIFICATION	FSCM NO	TE PART NO	MATERIAL OR NOTE
5	2	39529-017	OVERLAY			-	
4	1	32389-001	WIRING DIAGRAM			-	
3	1	19336-070	RELAY ASS'Y PRIMARY			1616184-6	
2	1	17959-001	PLATE WARNING			1-1616178-1	
1	1	16225-003	PLATE-NAME			-	

NOTES:

1. CONTACT RATING MUST BE DERATED IF CONTACTS ARE USED AS S.P.D.T.
2. COIL TRANSIENT VOLTAGE LIMITED TO ±42 VOLTS REFERENCED TO ZERO VOLTS.
3. DIRECTION OF OPEN END OF HOOK IS OPTIONAL.
4. ILLUSTRATIONS FOR REF. ONLY. PRODUCT MEETS FUNCTIONAL AND DIMENSIONAL REQUIREMENTS.

DASH NO.	NEXT ASSY	USED ON

UNLESS OTHERWISE SPECIFIED DIMENSIONS ARE IN INCHES TOLERANCES ON

2 PL DEC.	3 PL DEC.	ANGLES
±.060	±.010	± 1°

DR BY	RCB	04/04/01
CHK BY	CB	04/04/01
ENGR	DAW	04/04/22
MFG	WW	04/04/22

SIZE A — CODE IDENT 74063

SCALE 1:1 — SHEET SHEET

TE Hartman™ Division 175 N. DIAMOND STREET MANSFIELD, OHIO 44902

RELAY-25A, 28 VDC, SPDT, N.O. IN.C. DOUBLE BREAK

DWG NO. DH-14AT

REF TE PN 1616089-3

Downloaded From Oneyac.com

单击下面可查看定价，库存，交付和生命周期等信息

>>TE Connectivity(泰科)

Downloaded From Oneyac.com