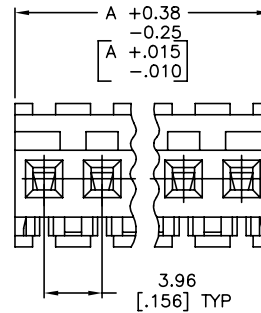
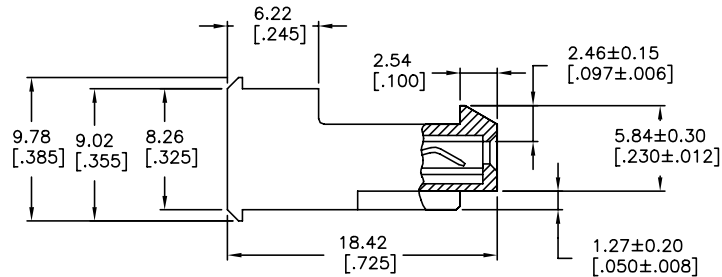
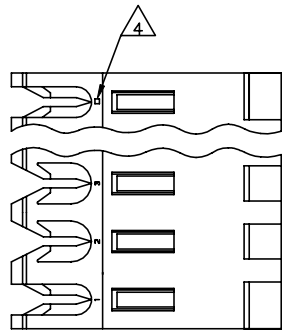


THIS DRAWING IS UNPUBLISHED. RELEASED FOR PUBLICATION  
 © COPYRIGHT - By - ALL RIGHTS RESERVED.

REVISIONS					
P	LTR	DESCRIPTION	DATE	DMN	APVD
AA	REVISED PER	ECR-20-000824	29MAY2020	PC	SW



1 MATERIAL: CONNECTOR - NYLON UL94V-2 (WHITE).  
 CONTACTS - 0.30[.012] THICK COPPER ALLOY  
 (BRIGHT TIN-LEAD 0.00203[.000080] MIN. THICK  
 FOR CONTACTS 640602-2 THRU 2-640602-4]  
 (MATTE WHISKER MITIGATED TIN 0.00203[.000080] MIN  
 THICKNESS OVER NICKEL UNDERPLATE FOR  
 3-640602-2 THRU 5-640602-4).

- 2. CONTACTS ACCEPT 24 AWG WIRE WITH 2.41[.095] MAX INSULATION DIAMETER.
- 3. CONTACTS MUST ACCEPT 1.14±0.03[.045±.001] SQUARE POST AND REMAIN LOCKED IN POSITION.

4 IDENTIFICATION NUMBER FOR LAST CIRCUIT MAY NOT APPEAR ON ALL ASSEMBLIES.

5. DIMENSIONS IN BRACKETS ARE IN INCHES.

6. HOUSING FEATURES ARE: FEED-THRU WITH LOCKING RAMP.

7 OBSOLETE PARTS: OBSOLETE CIS STREAMLINING PER D.RENAUD/D.SINISI

95.10	[3.744]	24	5-640602-4
91.14	[3.588]	23	5-640602-3
87.17	[3.432]	22	5-640602-2
83.21	[3.276]	21	5-640602-1
79.25	[3.120]	20	5-640602-0
75.29	[2.964]	19	4-640602-9
71.32	[2.808]	18	4-640602-8
67.36	[2.652]	17	4-640602-7
63.40	[2.496]	16	4-640602-6
59.44	[2.340]	15	4-640602-5
55.47	[2.184]	14	4-640602-4
51.51	[2.028]	13	4-640602-3
47.55	[1.872]	12	4-640602-2
43.59	[1.716]	11	4-640602-1
39.62	[1.560]	10	4-640602-0
35.66	[1.404]	9	3-640602-9
31.70	[1.248]	8	3-640602-8
27.74	[1.092]	7	3-640602-7
23.77	[.936]	6	3-640602-6
19.81	[.780]	5	3-640602-5
15.85	[.624]	4	3-640602-4
11.89	[.468]	3	3-640602-3
7.92	[.312]	2	3-640602-2
95.10	[3.744]	24	2-640602-4
91.14	[3.588]	23	2-640602-3
87.17	[3.432]	22	2-640602-2
83.21	[3.276]	21	2-640602-1
79.25	[3.120]	20	2-640602-0
75.29	[2.964]	19	1-640602-9
71.32	[2.808]	18	1-640602-8
67.36	[2.652]	17	1-640602-7
63.40	[2.496]	16	1-640602-6
59.44	[2.340]	15	1-640602-5
55.47	[2.184]	14	1-640602-4
51.51	[2.028]	13	1-640602-3
47.55	[1.872]	12	1-640602-2
43.59	[1.716]	11	1-640602-1
39.62	[1.560]	10	1-640602-0
35.66	[1.404]	9	640602-9
31.70	[1.248]	8	640602-8
27.74	[1.092]	7	640602-7
23.77	[.936]	6	640602-6
19.81	[.780]	5	640602-5
15.85	[.624]	4	640602-4
11.89	[.468]	3	640602-3
7.92	[.312]	2	640602-2

SUPERSEDED  
 7

SUPERSEDED

SUPERSEDED

SUPERSEDED

SUPERSEDED

SUPERSEDED

SUPERSEDED

SUPERSEDED

SUPERSEDED

SUPERSEDED

SUPERSEDED

SUPERSEDED

DIM A NO OF PART NO  
 CIRCUITS

THIS DRAWING IS A CONTROLLED DOCUMENT. DMN B. LEWIS 12FEB91  
 CHK R. SWING 12FEB91  
 APVD D. CLARK 19FEB91

TE Connectivity Ltd.

MTA-156 CONNECTOR ASSEMBLY,  
 24 AWG, STANDARD

108-1051  
 114-1020

SIZE A2 CAGE CODE 00779 DRAWING NO C=640602 RESTRICTED TO  
 WEIGHT 0.000000 SCALE 4:1 SHEET 1 of 1 REV AA  
 CUSTOMER DRAWING

单击下面可查看定价，库存，交付和生命周期等信息

[>>TE Connectivity\(泰科\)](#)