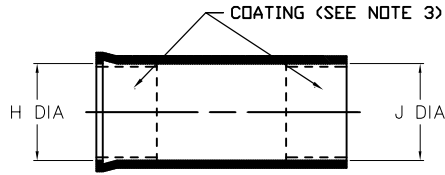
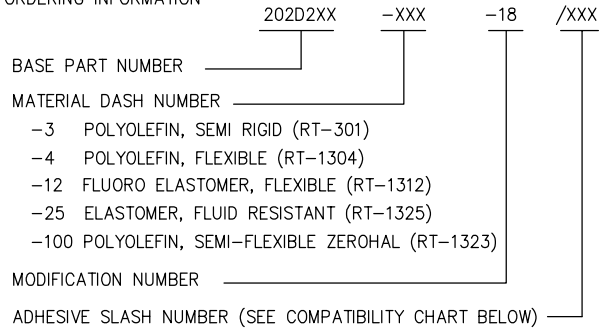


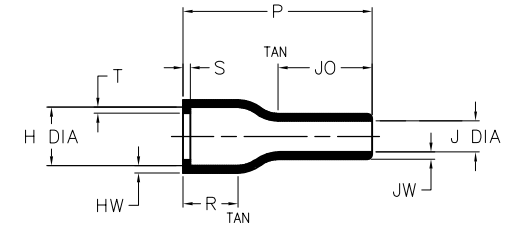
NOTES

- ALL DIMENSIONS ARE IN  $\frac{\text{INCHES}}{\text{[MILLIMETERS]}}$
- DIMENSIONS APPEARING IN TABLE ARE AS FOLLOWS:
  - a - AS SUPPLIED
  - b - AFTER UNRESTRICTED RECOVERY
- COATING (ADHESIVE): IS OPTIONAL AS SUPPLIED DIMENSIONS APPEARING IN TABLE ARE FOR UNCOATED PARTS. WHEN COATING IS ADDED, ENTRY DIAMETER WILL BE REDUCED BY .06 MAX.

4. ORDERING INFORMATION



AS SUPPLIED



AFTER UNRESTRICTED RECOVERY

TABLE OF DIMENSIONS

PART DESCRIPTION	H		J			P	JO	R	S	T	HW	JW
	MIN	MAX	MIN	MIN	MAX	±10%	±10%	REF	REF	REF	±20%	±20%
	a	b	-3,-4,-25 a	-12,-100 a	b	b	b	b	b	b	b	b
202D211-X-18	.88 [22,4]	.45 [11,4]	.88 [22,4]	.55 [14,0]	.25 [6,4]	1.75 [44,4]	3.40 [86,4]	.46 [11,7]	.12 [3,0]	.04 [1,0]	.06 [1,52]	.045 [1,14]
202D221-X-18	1.01 [25,7]	.59 [15,0]	1.01 [25,7]	.63 [16,0]	.29 [7,4]	2.00 [50,8]	3.88 [98,6]	.48 [12,2]	.12 [3,0]	.04 [1,0]	.06 [1,52]	.045 [1,14]
202D232-X-18	1.16 [29,5]	.74 [18,8]	1.16 [29,5]	.72 [18,3]	.33 [8,4]	2.30 [58,4]	4.44 [112,8]	.48 [12,2]	.12 [3,0]	.04 [1,0]	.07 [1,78]	.045 [1,14]
202D242-X-18	1.34 [34,0]	.90 [22,9]	1.34 [34,0]	.84 [21,3]	.38 [9,7]	2.50 [63,5]	5.15 [130,8]	.48 [12,2]	.12 [3,0]	.04 [1,0]	.07 [1,78]	.045 [1,14]
202D253-X-18	1.47 [37,3]	1.16 [29,5]	1.47 [37,3]	.91 [23,1]	.41 [10,4]	2.80 [71,1]	5.60 [142,2]	.55 [14,0]	.12 [3,0]	.065 [1,65]	.08 [2,0]	.045 [1,14]
202D263-X-18	1.72 [43,7]	1.34 [34,0]	1.72 [43,7]	1.07 [27,2]	.48 [12,2]	3.30 [83,8]	6.42 [163,1]	.60 [15,2]	.12 [3,0]	.065 [1,65]	.08 [2,0]	.045 [1,14]
202D274-X-18	1.97 [50,0]	1.62 [41,2]	1.97 [50,0]	1.24 [31,5]	.56 [14,2]	3.65 [92,7]	6.21 [157,7]	.60 [15,2]	.12 [3,0]	.065 [1,65]	.09 [2,3]	.055 [1,40]
202D285-X-18	2.47 [62,7]	1.85 [47,0]	2.47 [62,7]	1.54 [39,1]	.69 [17,5]	3.75 [95,2]	6.03 [153,2]	.63 [16,0]	.12 [3,0]	.08 [2,0]	.10 [2,5]	.055 [1,40]
202D296-X-18	2.73 [69,3]	2.35 [59,7]	2.73 [69,3]	1.70 [43,2]	.77 [19,6]	4.00 [101,6]	5.64 [143,3]	.63 [16,0]	.12 [3,0]	.08 [2,0]	.10 [2,5]	.055 [1,40]
202D299-X-18	3.22 [81,8]	2.64 [67,1]	3.22 [81,8]	2.01 [51,1]	.90 [22,9]	4.25 [107,9]	5.45 [138,4]	.63 [16,0]	.12 [3,0]	.08 [2,0]	.10 [2,5]	.055 [1,40]

If this document is printed it becomes uncontrolled. Check for the latest revision

COMPATIBILITY CHART

MATERIAL DASH NO.	ADHESIVE (COATING) SLASH NO.	ADHESIVE (COATING) S NO.
-3	/42; /86; /180	S-1017; S-1048; S1030
-4	/42; /86; /180	S-1017; S-1048; S1030
-12	N/A	N/A
-25	/42; /86; /225	S-1017; S-1048
-100	/86	S-1048

UNLESS OTHERWISE SPECIFIED DIMENSIONS ARE INCHES. METRIC DIMENSIONS ARE IN BRACKETS.

DECIMAL TOLERANCES  
 .XXX ± 0.005 [ 0.13 mm]  
 .XX ± 0.01 [ 0.25 mm]  
 .X ± 0.1 [ 0.50 mm]  
 ANGLE TOLERANCE  
 .X ± 1 DEG.

TYCO ELECTRONICS RESERVES THE RIGHT TO AMEND THIS DRAWING AT ANY TIME. USERS SHOULD EVALUATE THE SUITABILITY OF THE PRODUCT FOR THEIR APPLICATION.

© 2002-2008 Tyco Electronics Corporation. All rights reserved.

DRAWN YUNGUEN  
 APPROVED J. KUSTER  
 RPN

THIRD ANGLE PROJECTION

**Tyco Electronics**  
 Raychem Molded Parts  
 305 Constitution Dr  
 Menlo Park, CA 94025

TITLE  
**BOOT, STRAIGHT, WITH LIP**

SIZE B CODE IDENT. NO. 06090 DWG. NO. 202D2XX-X-18

DO NOT SCALE THIS DRAWING SHEET 1 OF 1

CUSTOMER DRAWING

单击下面可查看定价，库存，交付和生命周期等信息

[>>TE Connectivity\(泰科\)](#)