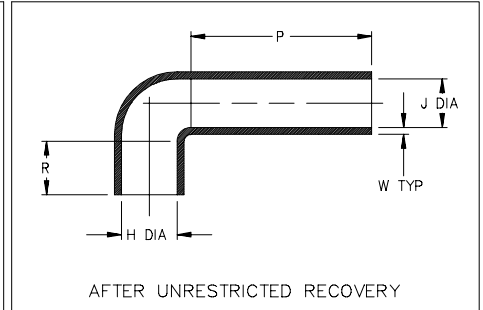
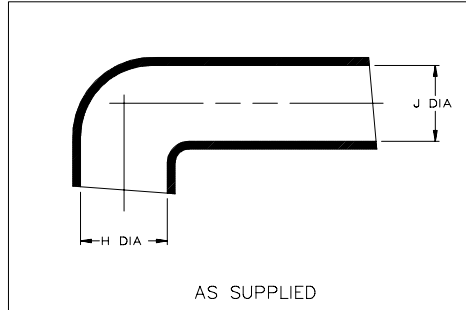


Thermofit[®] Molded Parts Specification Control Drawing

Part Number : 222B503 thru 505
Description : Boot, 90°

NOTES

- All dimensions are in $\frac{\text{inches}}{[\text{millimeters}]}$
- Dimensions appearing in table are as follows:
 - a - As Supplied
 - b - After Unrestricted Recovery
- Coating is optional. As supplied dimensions appearing in table are for uncoated parts. When coating is added, entry diameters will be reduced by .06 max.



PART NUMBER	H		J		P	R	W
	Min	Max	Min	Max			
	a	b	a	b			
222B503	1.25 [31,8]	.62 [15,7]	1.25 [31,8]	.62 [15,7]	2.50 [63,5]	.85 [21,6]	.10 [2,54]
222B504	1.50 [38,1]	.87 [22,1]	1.50 [38,1]	.87 [22,1]	2.50 [63,5]	.85 [21,6]	.10 [2,54]
222B505	2.00 [50,8]	1.25 [31,8]	2.00 [50,8]	1.25 [31,8]	2.50 [63,5]	.85 [21,6]	.10 [2,54]

Raychem

RAYCHEM CORPORATION
300 CONSTITUTION DRIVE
MENLO PARK, CALIFORNIA 94025
(415) 361-6055

Revision : C
Date : 9/17/92

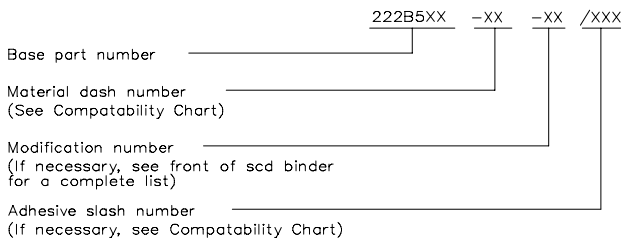
Part Number : 222B503 thru 505
Description : Boot, 90°

Thermofit[®] Molded Parts Specification Control Drawing

Part Number : 222B503 thru 505
Description : Boot, 90°

COMPATABILITY CHART					
MATERIAL DASH NO.	MATERIAL DESCRIPTION	RT SPEC	COATING SLASH NO.	COATING S NO.	COATING DESCRIPTION
-3	Polyolefin, Semi-rigid	RT-301			
-6	Silicone, Flame Retarded	RT-602			
-25	Elastomer, Fluid Resistant	RT-1325			

ORDERING INFORMATION



THIS DRAWING IS SUBJECT TO CHANGE WITHOUT NOTICE; CONSULT YOUR
NEAREST FIELD REPRESENTATIVE FOR CURRENT REVISION

If this document is printed it becomes uncontrolled.
Check for the latest revision.

Raychem

RAYCHEM CORPORATION
300 CONSTITUTION DRIVE
MENLO PARK, CALIFORNIA 94025
(415) 361-6055

Revision : C
Date : 9/17/92

Part Number : 222B503 thru 505
Description : Boot, 90°

CAD FILE MP92421

单击下面可查看定价，库存，交付和生命周期等信息

[>>TE Connectivity\(泰科\)](#)