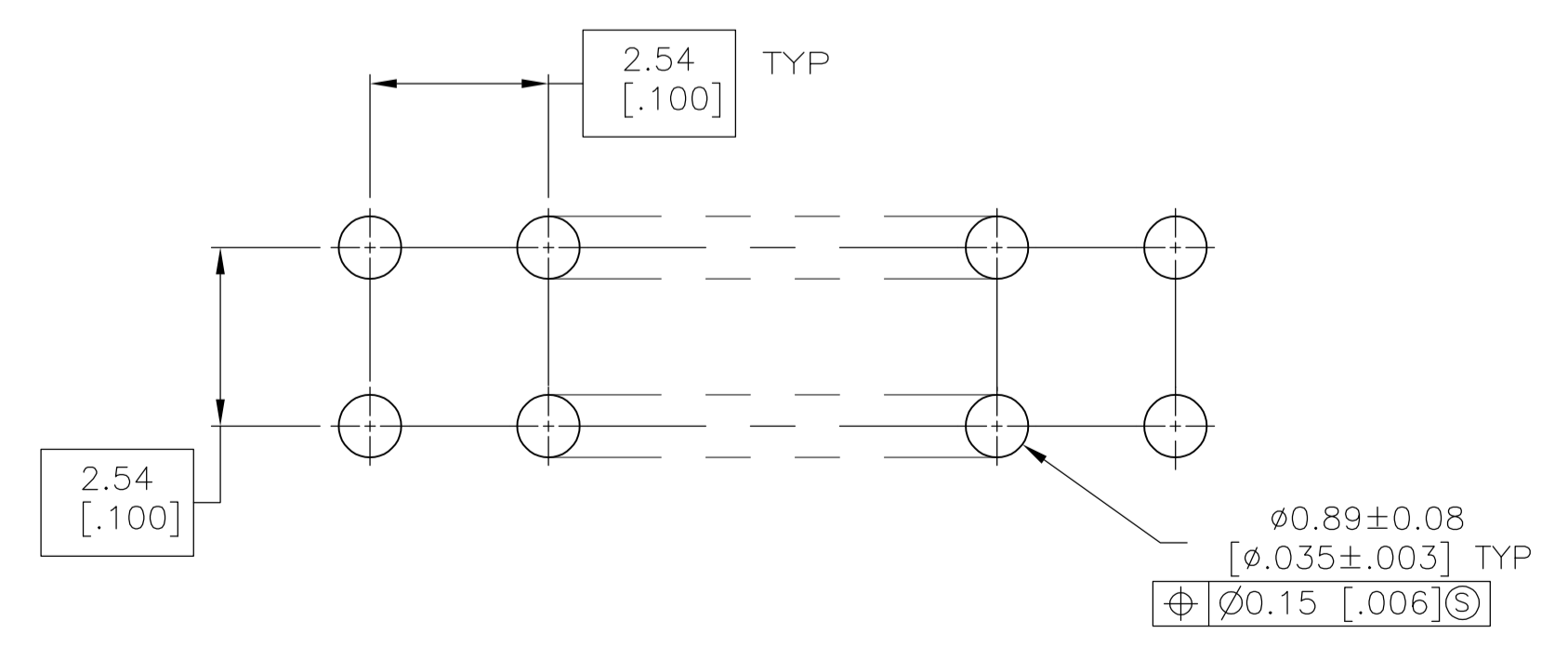
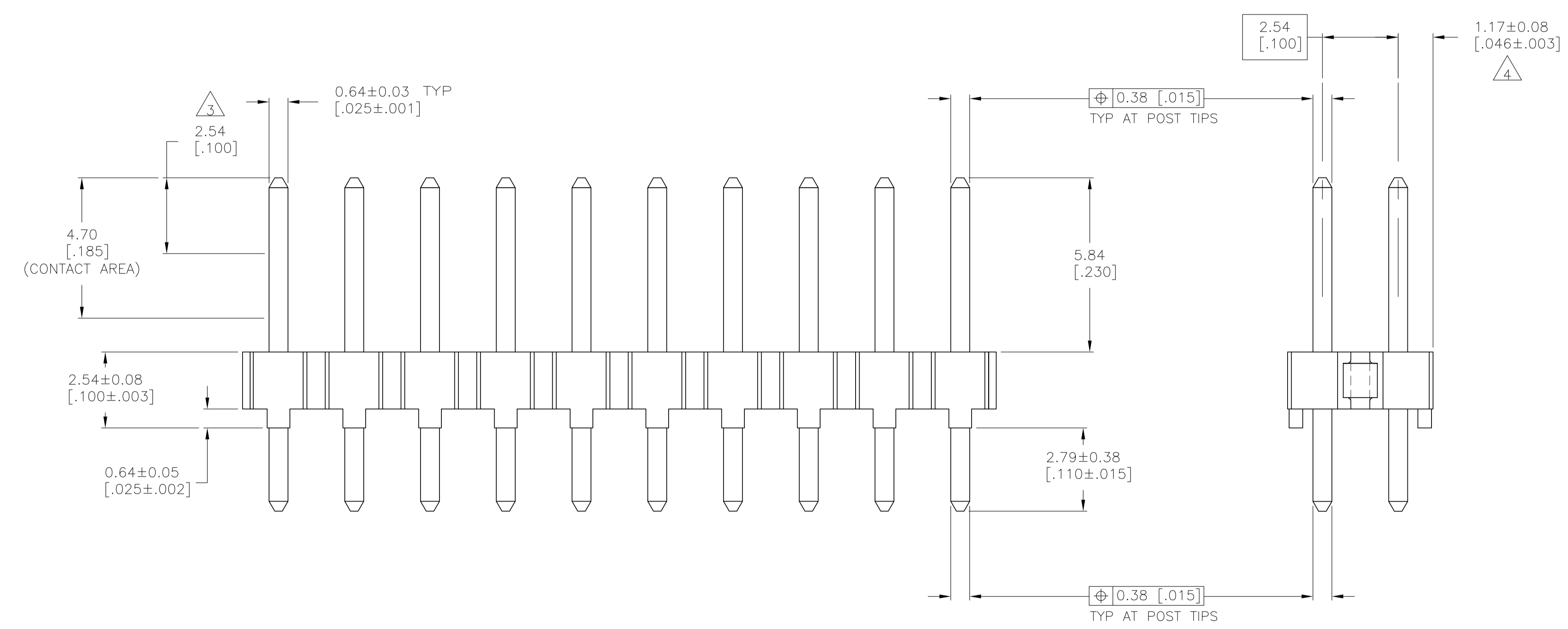
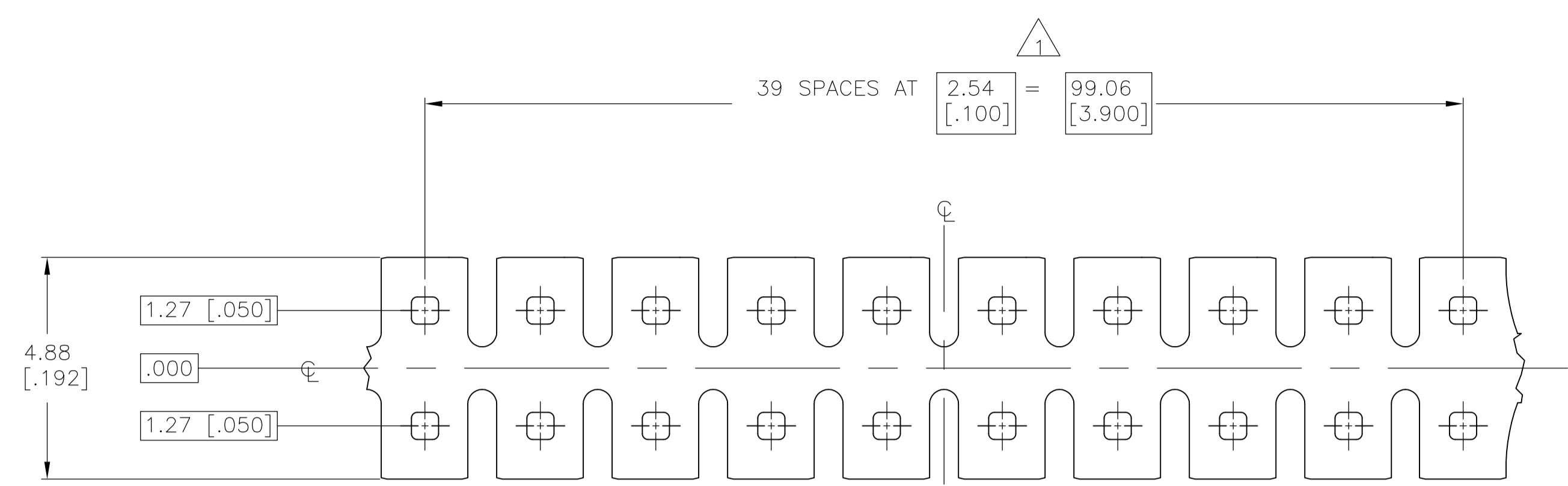


LOC		DIST		REVISIONS			
P	LTR	DESCRIPTION	DATE	DN	APVD		
B		REVISED PER ECO-14-006554	06MAY2014	NK	MM		



RECOMMENDED BOARD LAYOUT

- 1 DIMENSION APPLIES OVER 99.06[3.900].
- 2 HOUSING: BLACK THERMOPLASTIC, 94V-0 RATED, HIGH TEMPERATURE COMPATIBLE. POST: PHOSPHOR BRONZE.
- 3 POINT OF MEASUREMENT FOR PLATING THICKNESS.
- 4 THE NOTED DIMENSION APPLIES AT INTERSECTION OF POST AND HOUSING.
- 5 TRUE POSITION TOLERANCE OF THE POST TIPS APPLIES WHEN THE HEADERS ARE HELD FLAT AGAINST THE PCB.
- 6 PARTS ARE TO BE PACKAGED ON A REEL.
- 7 REELED ASSEMBLIES ARE TO BE BROKEN TO THE DESIRED POSITION SIZE AND USED AS A FUNCTIONAL SUBSTITUTE/ALTERNATIVE TO THE EXISTING AMP PART NUMBER SERIES 103240 AND 146257. THESE ASSEMBLIES ARE THE SAME IN FIT AND FUNCTION, BUT THE FORM WILL BE SLIGHTLY DIFFERENT (I.E. MOLDED HOUSING APPEARANCE AND BOW, DUE TO REELING REQUIREMENTS).
- 8 THIS PART NUMBER SPECIFIES ONE(1) LINE (I.E. PIN).
- 9 FINISH: 0.000076[.000003] MIN GOLD OVER 0.00068[.000027] Pd/Ni IN MATING AREA, 0.00254[.000100]-0.00508[.000200] MATTE TIN ON SOLDER TAIL, ALL OVER 0.00127[.000050] NICKEL.

9	1977934-1	8
PLATING	PART NUMBER	

THIS DRAWING IS A CONTROLLED DOCUMENT.		DWG: KIRAN HOLAL 16AUG2013		STE TE Connectivity	
DIMENSIONS: mm [INCHES]		CHK: MIKE MILLER 16AUG2013		NAME: MIKE MILLER	
TOLERANCES UNLESS OTHERWISE SPECIFIED:		APPD: MIKE MILLER 16AUG2013		PRODUCT SPEC	
0. PLC	± -	APPLICATION SPEC		SIZE: A1	
1. PLC	± -	WEIGHT: -		CAGE CODE: 1977934	
2. PLC	± 0.13 [.005]	CUSTOMER DRAWING		SCALE: 10:1	
3. PLC	± -	SHEET: 1 OF 1		REV: B	
4. PLC	± -				
ANGLES	± -				
MATERIAL	SEE TABLE				

单击下面可查看定价，库存，交付和生命周期等信息

[>>TE Connectivity\(泰科\)](#)