



NDT1-220K

Ultrasonic Transducer

SPECIFICATIONS

- Low cost ultrasonic transducer
- Flexible Format
- 3 MHz nominal center frequency
- Various housings available
- High Bandwidth; Low Q Performance
- Low Impedance

The NDT1-220K element offers outstanding ultrasonic transducer performance in a low-cost, flexible format for general-purpose use. It has a 3 MHz nominal center frequency, with extremely low Q-factor of 1.3 (air-backed, into PMMA). Electrical impedance is well matched to conventional NDT instrumentation (pulsar/receivers). Unit-to-unit repeatability is very good. The transducer is robust, and conforms perfectly to cylindrical surfaces such as pipe or tank walls. Epoxies, transfer adhesives, or even double-coated tapes may be used as bonding agents.

FEATURES

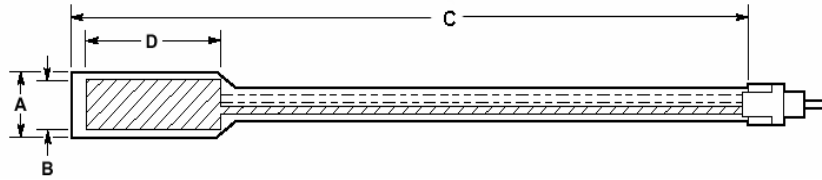
- High Bandwidth, Low Q Performance
- Excellent Acoustic Match to Liquids, Polymers
- Low Electrical Impedance (30 to 100 ohms typ)
- Lightweight, Robust, Flexible Design
- Conforms to Flat or Curved Surfaces
- Low Cost, Disposable Transducers

APPLICATIONS

- Liquid Presence/Absence (through-wall)
- Thickness Measurement (solids, elastomers)
- Liquid Depth (bottom-up)
- Speed of Sound Measurement
- Tamper Detection

Description	Model No.	Part No.
Dual layer 110 μ m	NDT1-220K	1005935-1

DIMENSIONS IN INCHES [IN MILLIMETERS]

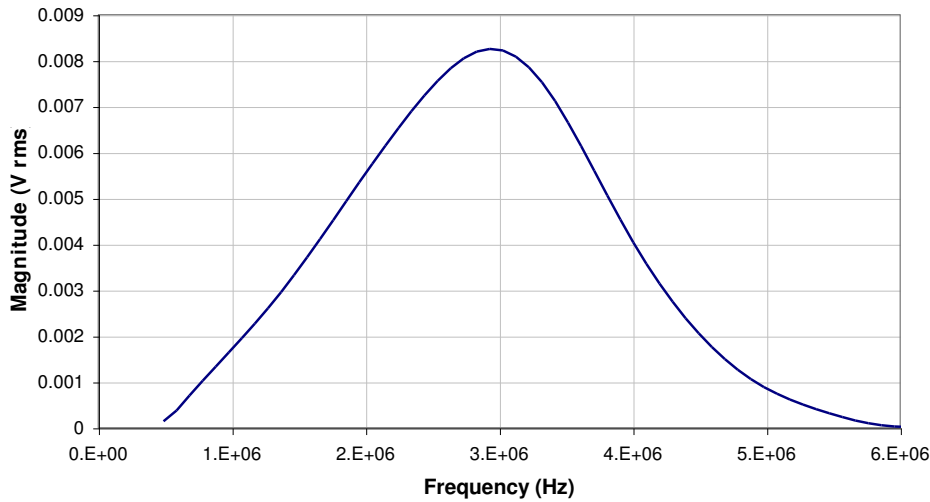


A (film)	B (electrode)	C (film)	D (electrode)
.650 [17]	.485 [12]	5.51 [140]	1.18 [30]

Connector provides two 0.025" square pins on 0.1" spacing and will mate with a wide range of FFC (flexible flat cable) receptacles.

PERFORMANCE SPECIFICATIONS

NDT1-220K Frequency Response



TYPICAL PROPERTIES/SPECIFICATIONS

Typical Properties (at 25 °C)

Parameter	NDT1-220K	Units
Capacitance	670	pF @ 1 kHz
Center Frequency	3	MHz (in PPMA)
Lower -6 dB Freq	1.7	MHz
Upper -6 dB Freq	4.0	MHz
Q-Factor	1.3	(none)
Impedance at f(c)	100	Ω
Thickness (over length "C")	0.30	mm

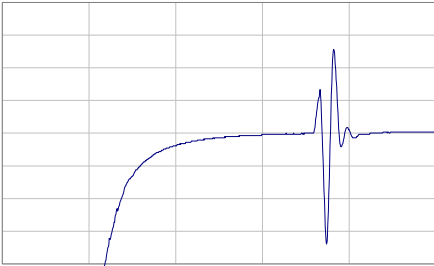
Environmental Specifications

Storage Temperature
Operating Temperature

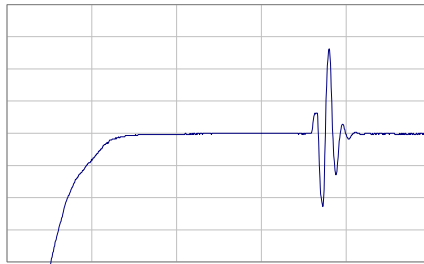
-40 to +80 °C
-20 to +60 °C

EXAMPLES OF TYPICAL RECEIVER WAVEFORMS

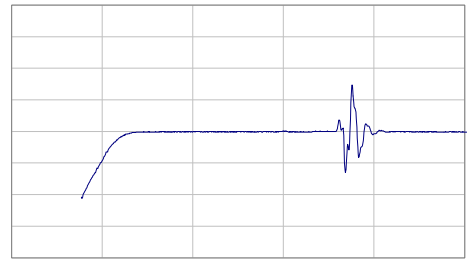
damping = 0



damping = 5



damping = 10



Y-axis: 0.2 V/div

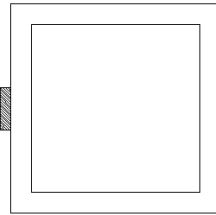
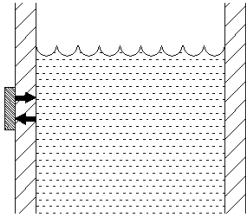
Y-axis: 0.1 V/div

Y-axis: 10 mV/div

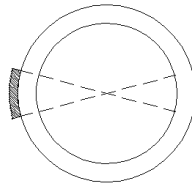
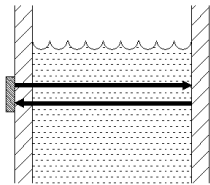
X-axis 1 μ s/div, overall system gain: +10 dB
(note: transmit pulse amplitude varies according to damping setting).

Traces above taken using NDT1-220K element bonded with epoxy resin to nominal 9.5 mm thickness PMMA block.

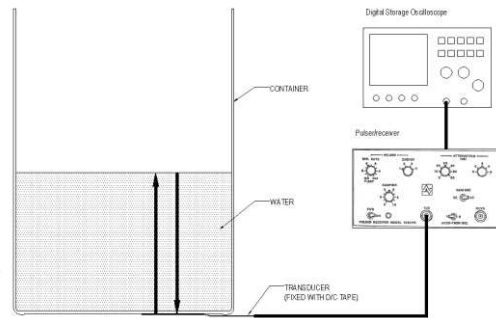
EXAMPLES OF APPLICATIONS



Liquid presence/absence in tank – through-wall



Liquid presence/absence in pipe or cylindrical vessel
 (high S/N ratio)



Liquid depth in tank
 (< 3 mm min depth, with polymer tank)

NORTH AMERICA

Measurement Specialties, Inc.,
 a TE Connectivity Company
 Measurement Specialties, Inc.
 1000 Lucas Way
 Hampton, VA 23666
 Sales and Customer Service
 Tel: +1-800-745-8008 or +1-757-766-1500
 Fax: +1-757-766-4297
 Technical Support
 Email: piezo@meas-spec.com

EUROPE

MEAS Deutschland GmbH
 a TE Connectivity Company
 Hauert 13
 44227 Dortmund
 Germany
 Sales and Customer Service
 Tel: +49 (0)231 9740 21
 Technical Support
 Tel: +49 (0)6074 862822
 Email: piezoeurope@meas-spec.com

ASIA

Measurement Specialties (China), Ltd.,
 a TE Connectivity Company
 Block 5A, Tian Fa Building
 Tian An Cyber Park
 Futian District, ShenZhen,
 China 518048
 Sales and Customer Service
 Tel: +86 755 8330 1004
 Technical Support
 Email: piezo@meas-spec.com

TE.com/sensorsolutions

Measurement Specialties, Inc., a TE Connectivity company.

Measurement Specialties, TE Connectivity, TE Connectivity (logo) and EVERY CONNECTION COUNTS are trademarks. All other logos, products and/or company names referred to herein might be trademarks of their respective owners.

The information given herein, including drawings, illustrations and schematics which are intended for illustration purposes only, is believed to be reliable. However, TE Connectivity makes no warranties as to its accuracy or completeness and disclaims any liability in connection with its use. TE Connectivity's obligations shall only be as set forth in TE Connectivity's Standard Terms and Conditions of Sale for this product and in no case will TE Connectivity be liable for any incidental, indirect or consequential damages arising out of the sale, resale, use or misuse of the product. Users of TE Connectivity products should make their own evaluation to determine the suitability of each such product for the specific application.

© 2015 TE Connectivity Ltd. family of companies All Rights Reserved.

单击下面可查看定价，库存，交付和生命周期等信息

[>>TE Connectivity\(泰科\)](#)