THIS DRAWING IS UNPUBLISHED. RELEASED FOR PUBLICATION -,-
© COPYRIGHT - BY TYCO ELECTRONICS CORPORATION. ALL RIGHTS RESERVED.

LOC	DIST
CM	00

REVISIONS

F	LTR	DESCRIPTION	DATE	DWN	APVD
	D	EC 0038 0789 04	06 JUN 05	BSV	DB

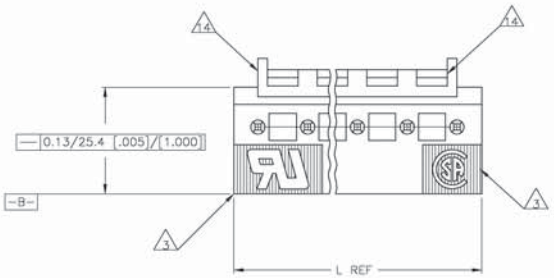

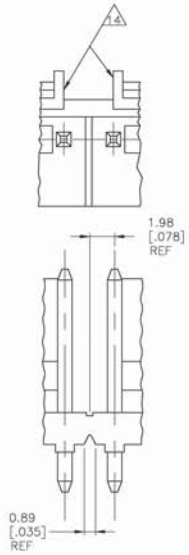

1. MATERIAL

   HOUSING: THERMOPLASTIC POLYESTER,GLASS FILLED,UL94V-O.
   POST: COPPER ALLOY

2. FINISH:
   HOUSING: NATURAL
   POST: BRIGHT TIN-LEAD (93/7) PLATE,0.00380-0.00880[.000150-.000350] THK OVER NICKEL UNDERPLATE,0.00130[.000050] MIN THK.

3. UL MARKING MAY NOT APPEAR ON THE 2 OR 3 POSITION SIZES. CSA MARKING MAY NOT APPEAR ON THE 2 POSITION SIZE.

4. POST SOLDERTAILS COMPLY WITH AMP SOLDERABILITY SPEC 109-11-2.

5. POST WITHSTANDS 13.34N [3 LB] MIN AXIAL FORCE IN EITHER DIRECTION WITHOUT DISLODGING.

6. APPLIES AT -A- .

7. APPLIES WHEN THE HEADER IS STRAIGHT.

8. PLASTIC PROJECTIONS PERMITTED IN THIS ZONE.

9. COORDINATE DIMENSIONS APPLIES FROM THE CENTER OF THE ACTUAL FEATURE.

10. SOLDER SIDE OF BOARD IS SHOWN.

11. THE RENTENTION TABS PROVIDE A ONE-TIME INTERFERENCE FIT IN THE 1.63[.064] DIAMETER BOARD HOLE FOR HEADER ASSEMBLY RETENTION DURING SOLDERING. FOUR TABS PER PEG,TWO PEGS PER HEADER ASSEMBLY (ONE PEG ONLY FOR 2 POSITION SIZE).

12. DIMENSIONS IN BRACKETS ARE IN INCHES.

13. ALL POSITION SIZES HAVE THE BACKWALL NOTCHED ON BOTH ENDS AS SHOWN. THE 2 THRU 5 POSITION SIZES HAVE SOLID BACKWALLS. POSITION SIZES 6 AND ABOVE HAVE AN INTERRUPTED BACKWALL AT VARIOUS LOCATIONS (SEE TABLE FOR INTERRUPTION(S) LOCATIONS).

14. EDGE OF POLARIZING LOCK WALL TO BE IN LINE WITH CENTERLINE OF ADJACENT POST WITHIN ±0.13 [.005]

15. FINISH:
    HOUSING: NATURAL
    POST: MATTE TIN PLATE, .000150" MIN THICK OVER NICKEL.

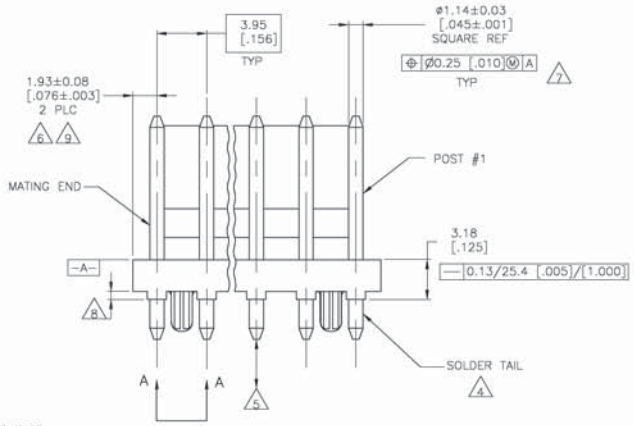

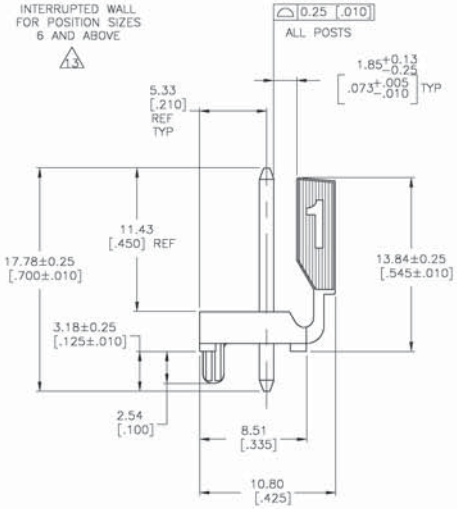

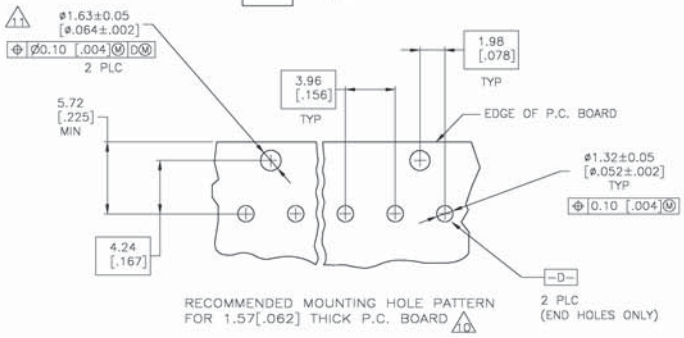

RECOMMENDED MOUNTING HOLE PATTERN FOR 1.57[.062] THICK P.C. BOARD 10

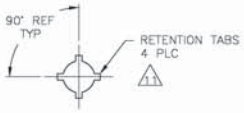

VIEW A-A
SCALE 10:1

	FINISH	BACKWALL INTERUPTION(S) BETWEEN POST	L		NO. OF CIRCUITS	PART NUMBER
15		4&5, 7&8, 11&12, 14&15	71.20	[2.803]	18	4-644616-8
		4&5, 7&8, 10&11, 13&14	67.23	[2.647]	17	4-644616-7
		4&5, 8&9, 12&13	63.27	[2.491]	16	4-644616-6
		4&5, 8&9, 11&12	59.31	[2.335]	15	4-644616-5
		4&5 7&8, 10&11	55.35	[2.179]	14	4-644616-4
		4&5 7&8, 10&11	51.38	[2.023]	13	4-644616-3
		4&5, 8&9	47.42	[1.867]	12	4-644616-2
		4&5, 7&8	43.46	[1.711]	11	4-644616-1
		3&4, 7&8	39.50	[1.555]	10	4-644616-0
		3&4, 6&7	35.53	[1.399]	9	3-644616-9
		4&5	31.57	[1.243]	8	3-644616-8
		4&5	27.61	[1.087]	7	3-644616-7
		3&4	23.65	[.931]	6	3-644616-6
		NONE	19.69	[.775]	5	3-644616-5
		NONE	15.72	[.619]	4	3-644616-4
		NONE	11.76	[.463]	3	3-644616-3
		NONE	7.80	[.307]	2	3-644616-2
2		4&5, 7&8, 11&12, 14&15	71.20	[2.803]	18	1-644616-8
		4&5, 7&8, 10&11, 13&14	67.23	[2.647]	17	1-644616-7
		4&5, 8&9, 12&13	63.27	[2.491]	16	1-644616-6
		4&5, 8&9, 11&12	59.31	[2.335]	15	1-644616-5
		4&5, 7&8, 10&11	55.35	[2.179]	14	1-644616-4
		4&5, 7&8, 10&11	51.38	[2.023]	13	1-644616-3
		4&5, 8&9	47.42	[1.867]	12	1-644616-2
		4&5, 7&8	43.46	[1.711]	11	1-644616-1
		3&4, 7&8	39.50	[1.555]	10	1-644616-0
		3&4, 6&7	35.53	[1.399]	9	644616-9
		4&5	31.57	[1.243]	8	644616-8
		4&5	27.61	[1.087]	7	644616-7
		3&4	23.65	[.931]	6	644616-6
		NONE	19.69	[.775]	5	644616-5
		NONE	15.72	[.619]	4	644616-4
		NONE	11.76	[.463]	3	644616-3
		NONE	7.80	[.307]	2	644616-2

THIS DRAWING IS A CONTROLLED DOCUMENT.

DIMENSIONS: mm [INCHES]

TOLERANCES UNLESS OTHERWISE SPECIFIED
0 PLC ±.--
1 PLC ±.--
2 PLC ±.--
3 PLC ±.--
4 PLC ±.--
ANGLES ±.--

MATERIAL 1
FINISH 2 15

DWN R. SMITH 03 DEC 03
CHK R. SWING 03 DEC 03
APVD D. CLARK 13 DEC 03

PRODUCT SPEC —
APPLICATION SPEC —
WEIGHT —

tyco Electronics
Tyco Electronics Corporation
Harrisburg, Pa 17105-3608

TITLE: MTA-156 HEADER ASSEMBLY, POLARIZED LOCK, STRAIGHT .045 ROUND POST, TIN-LEAD PLATED WITH RETENTION PEGS

SIZE A1 | CAGE CODE 00779 | DRAWING NO C-644616 | RESTRICTED TO —

CUSTOMER DRAWING | SCALE 5:1 | SHEET 1 OF 1 | REV D

METRIC

AMP 4805 REV 31MAR2000

Downloaded From Oneyac.com

单击下面可查看定价，库存，交付和生命周期等信息

>>TE Connectivity(泰科)

Downloaded From Oneyac.com