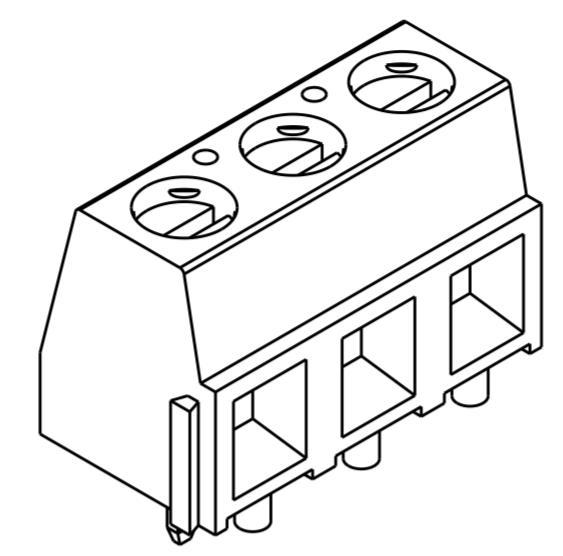
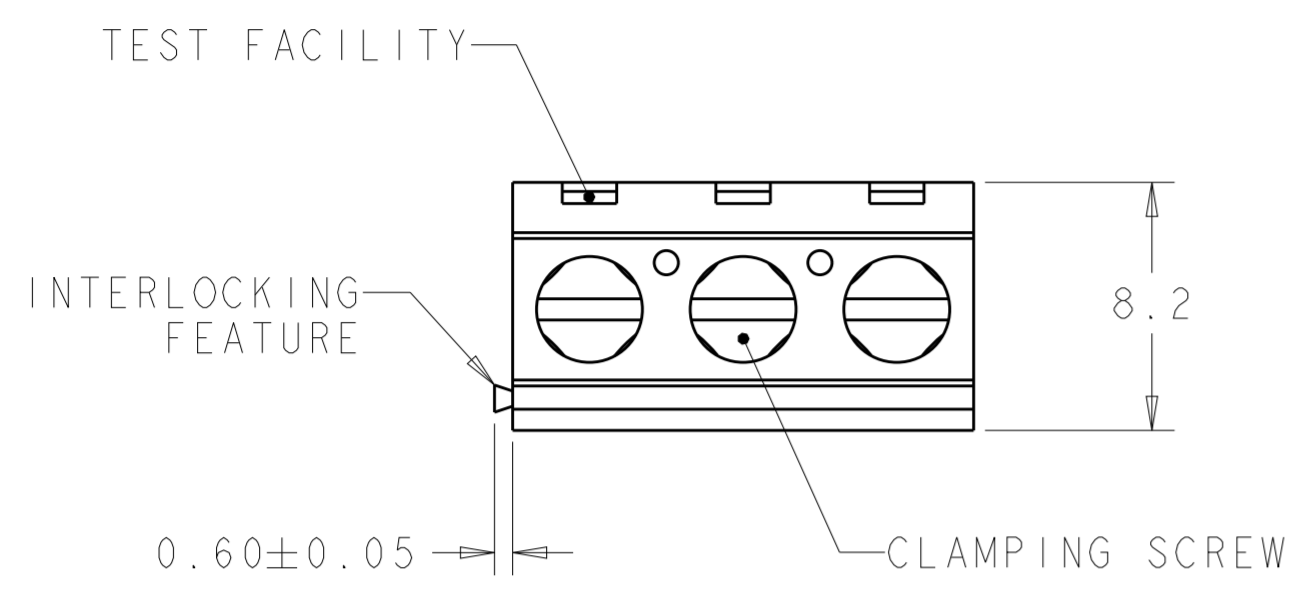
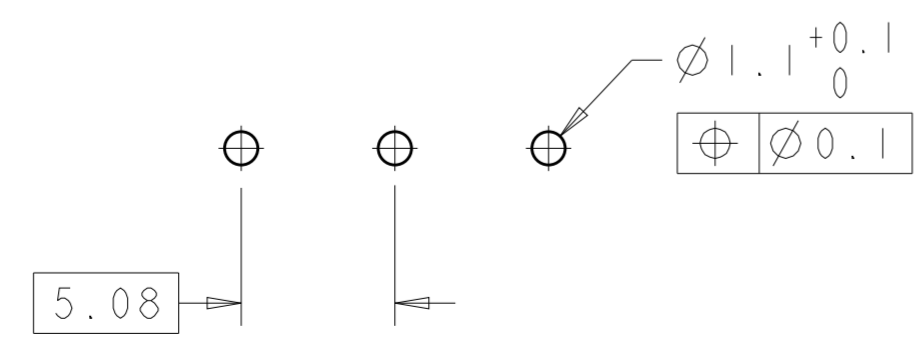
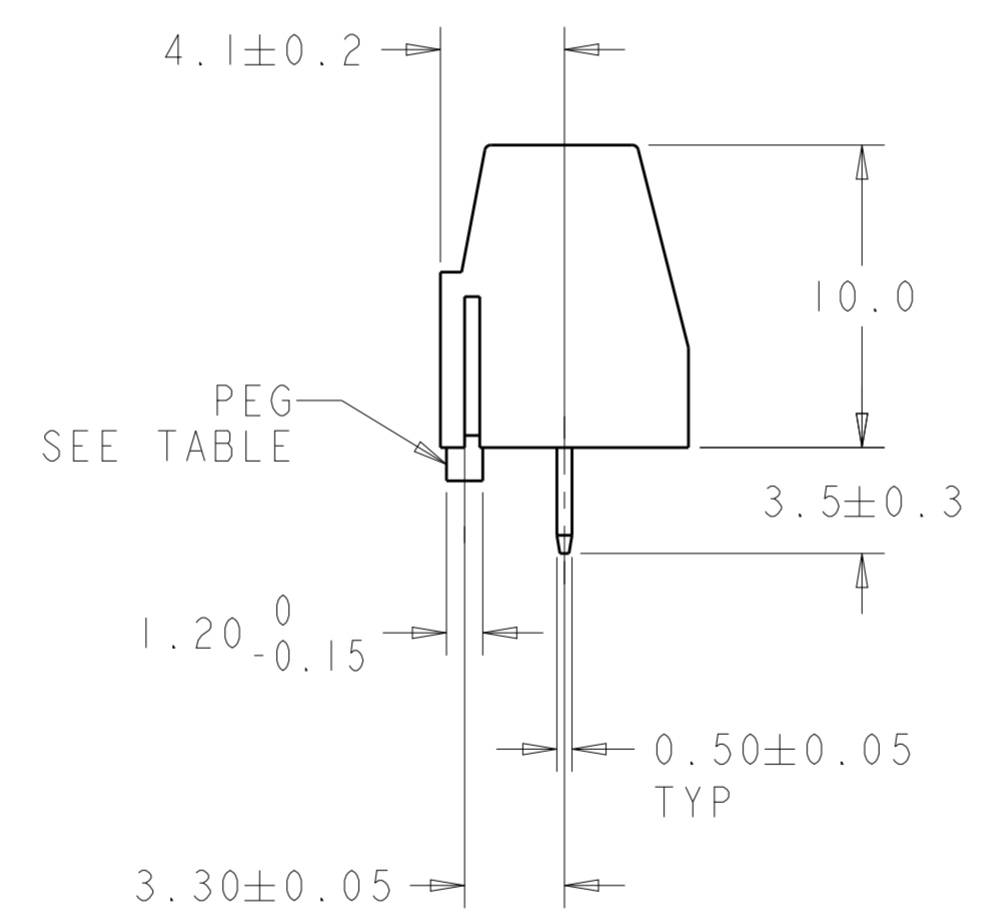
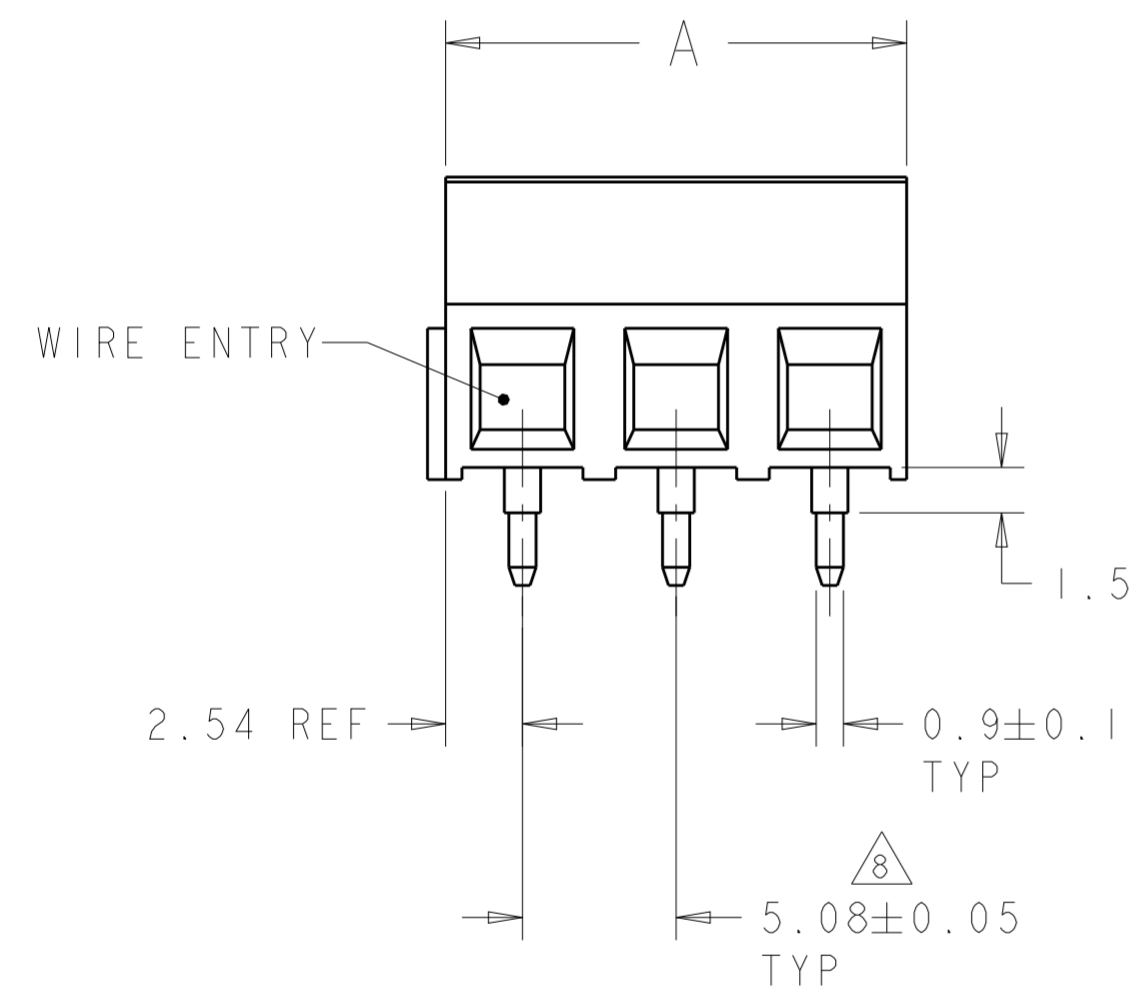


THIS DRAWING IS UNPUBLISHED. RELEASED FOR PUBLICATION 20
 © COPYRIGHT 20 BY - ALL RIGHTS RESERVED.

REVISIONS				
P	LTR	DESCRIPTION	DATE	APVD
	H	PKG IS CHANGED FROM BOX TO TRAY	18JAN2018	RK PS



282837-3 AS SHOWN



RECOMMENDED PC BOARD LAYOUT

SEE DETAIL B	NO	45.72	9	3-282837-3
SEE DETAIL A	NO	66.04	13	3-282837-2
-	NO	127.00	25	2-282837-5
-	NO	121.92	24	2-282837-4
OBSOLETE	-	116.84	23	2-282837-3
-	NO	111.76	22	2-282837-2
-	NO	106.68	21	2-282837-1
OBSOLETE	-	101.60	20	2-282837-0
-	NO	96.52	19	1-282837-9
-	NO	91.44	18	1-282837-8
OBSOLETE	-	86.36	17	1-282837-7
-	NO	81.28	16	1-282837-6
OBSOLETE	-	76.20	15	1-282837-5
-	NO	71.12	14	1-282837-4
OBSOLETE	-	66.04	13	1-282837-3
-	NO	60.96	12	1-282837-2
-	NO	55.88	11	1-282837-1
-	NO	50.80	10	1-282837-0
-	NO	45.72	9	282837-9
-	NO	40.64	8	282837-8
-	NO	35.56	7	282837-7
-	NO	30.48	6	282837-6
-	NO	25.40	5	282837-5
-	NO	20.32	4	282837-4
-	NO	15.24	3	282837-3
-	NO	10.16	2	282837-2
OBSOLETE	YES	10.16	2	282837-1
MARKING	PEG	A	NO OF POSN	PART NUMBER

THIS DRAWING IS A CONTROLLED DOCUMENT.

DWN S. WELDON 20MAY2003
 CHK C. RICHARD 20MAY2003
 APVD C. RICHARD 20MAY2003

STE TE Connectivity

NAME: TERMINAL BLOCK, PCB MOUNT
 SIDE ENTRY WIRE, STACKING
 W/INTERLOCK, 5.08mm PITCH

PRODUCT SPEC: 108-20166
 APPLICATION SPEC: 114-20079

SIZE: A2 CAGE CODE: 00779 DRAWING NO: C-282837

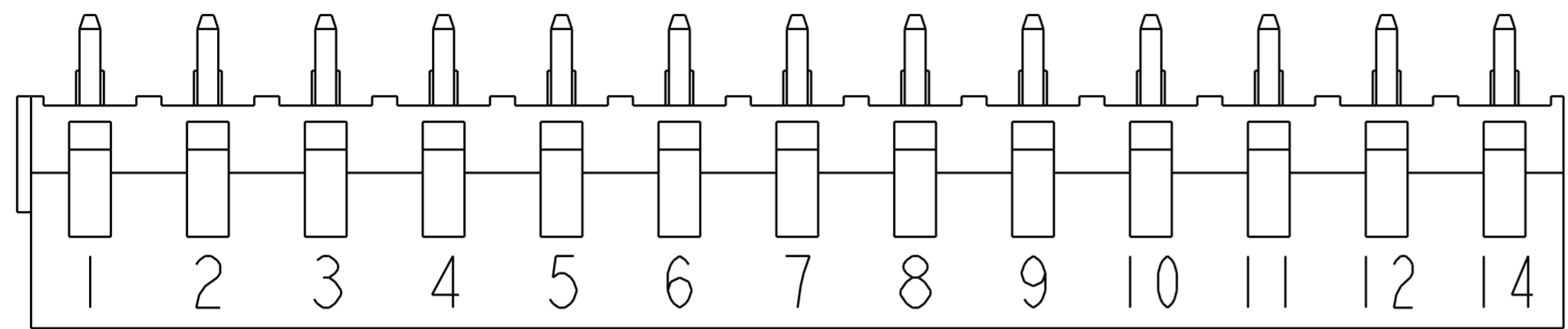
MATERIAL: FINISH:

WEIGHT: -

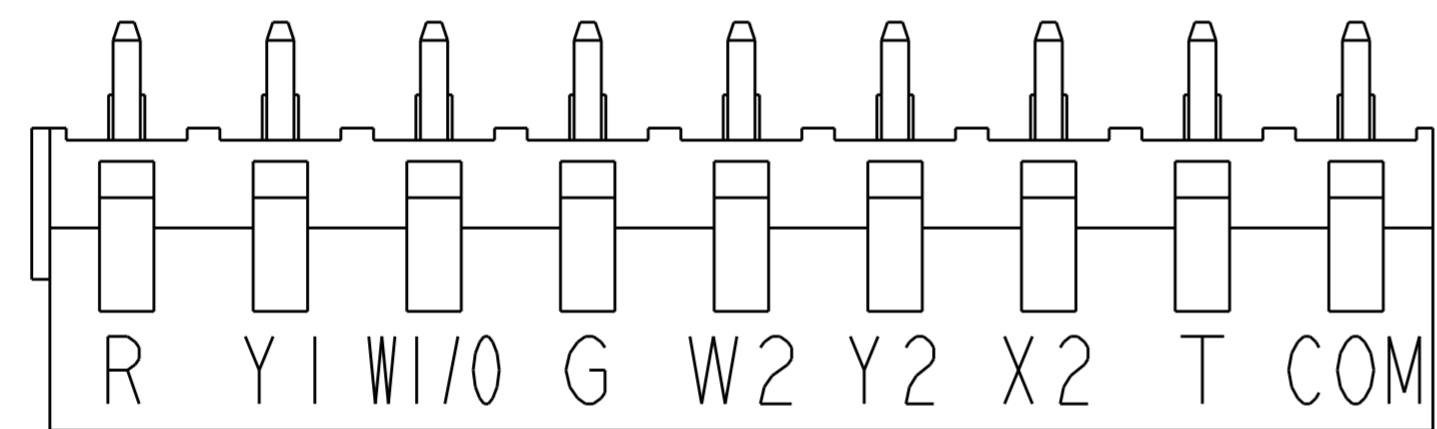
CUSTOMER DRAWING SCALE: 4:1 SHEET 1 OF 2 REV H

THIS DRAWING IS UNPUBLISHED. RELEASED FOR PUBLICATION 20
 © COPYRIGHT 20 BY - ALL RIGHTS RESERVED.

REVISIONS				
P	LTR	DESCRIPTION	DATE	APVD
-		SEE SHEET 1	-	-



9
DETAIL A



9
DETAIL B

NOTES:

- 1. MATERIALS AND FINISH
 HOUSING: PA 6-6, UL 94-V0, COLOR GREEN.
 CLAMP: BRASS, NICKEL PLATED.
 TERMINAL: BRASS, TIN PLATED.
 CLAMPING SCREW: M3, BRASS, NICKEL PLATED.
- 2. MECHANICAL
 WIRE STRIPPING LENGTH : 5.0-6.0 mm
 MIN. PCB BOARD HOLES DIAMETER : 1.1 mm
 MAX. PCB BOARD THICKNESS : 2.4 mm
 RECOMMENDED TIGHTENING TORQUE FOR SCREW: 0.5 Nm.
- 3. ELECTRICAL
 WIRE RANGE : 16-30 AWG.
 MAX. VOLTAGE : 300 V
 MAX CURRENT : 13.5 A
 CONTACT RESISTANCE : <15 m Ohm
 INSULATION RESISTANCE : >1000 M Ohm (500V DC)
- 4. OPERATING TEMPERATURE RANGE: -40°C TO +110°C
- 5. END-TO-END STACKABLE W/INTERLOCK WITHOUT LOSS OF CENTERLINE SPACING.
- 6. PACKED IN TRAY.
- 7. RECOGNIZED UNDER THE COMPONENT PROGRAM OF UNDERWRITERS LABORATORIES INC., FILE NO E60677.
- 8. NOT CUMULATIVE TOLERANCE.
- 9. CHARACTERS INK MARKED BLACK.

THIS DRAWING IS A CONTROLLED DOCUMENT.		DWN S. WELDON 20MAY2003	TE Connectivity	
DIMENSIONS: mm		CHK C. RICHARD 20MAY2003		
TOLERANCES UNLESS OTHERWISE SPECIFIED:		APVD C. RICHARD 20MAY2003	NAME TERMINAL BLOCK, PCB MOUNT SIDE ENTRY WIRE, STACKING W/INTERLOCK, 5.08mm PITCH	
0 PLC ±-		PRODUCT SPEC 108-20166	SIZE A2	CAGE CODE 00779
1 PLC ±.3		APPLICATION SPEC 114-20079	DRAWING NO C-282837	RESTRICTED TO -
2 PLC ±.25		WEIGHT -	SCALE 4:1	SHEET 2 OF 2
3 PLC ±-		CUSTOMER DRAWING	REV H	
4 PLC ±-				
ANGLES ±2				
FINISH				

单击下面可查看定价，库存，交付和生命周期等信息

[>>TE Connectivity\(泰科\)](#)