THIS DRAWING IS UNPUBLISHED. RELEASED FOR PUBLICATION -.- .
© COPYRIGHT - BY TYCO ELECTRONICS CORPORATION. ALL RIGHTS RESERVED.

LOC	DIST
AA	22

REVISIONS

P	LTR	DESCRIPTION	DATE	DWN	APVD
	B	REV PER ECO-07-004617	14MAR07	TK	JW

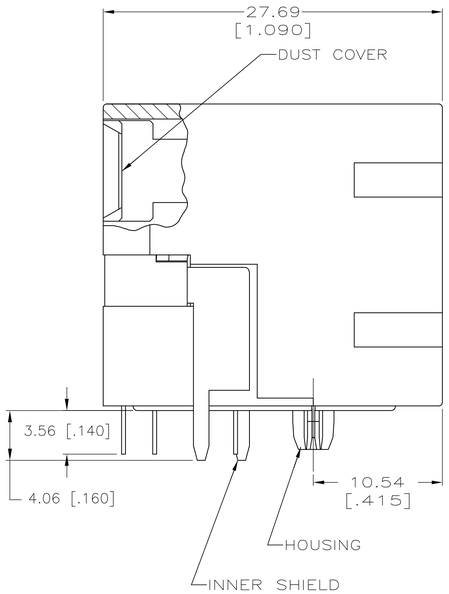

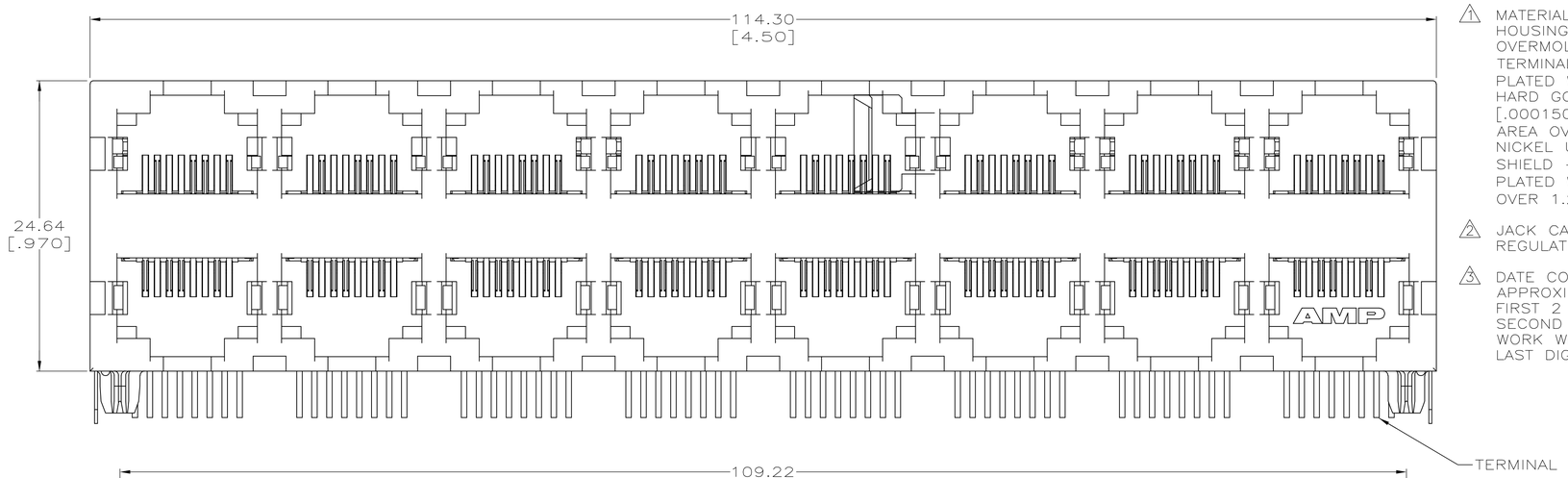

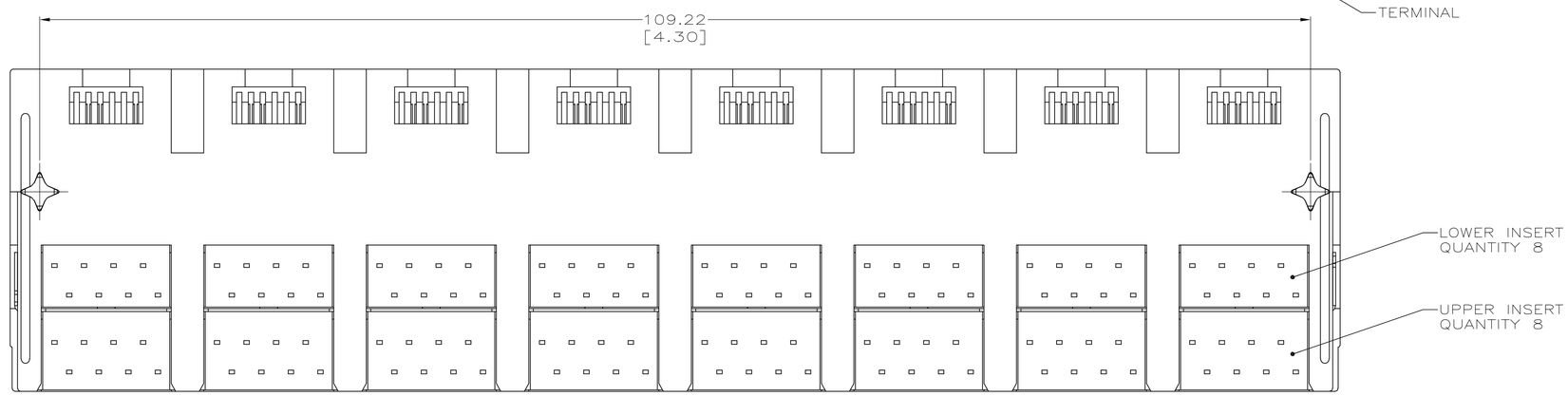

1. MATERIAL:
HOUSING – PCT POLYESTER, BLACK, UL94V-0.
OVERMOLDED TERMINAL ARRAY – PBT, BROWN.
TERMINALS – 0.33 [.013] THICK PHOS BRONZE PLATED WITH 1.27μm [.000050] MIN THICK HARD GOLD IN LOCALIZED AREA AND 3.81μm [.000150] MIN THICK MATTE TIN IN SOLDER AREA OVER 1.27μm [.000050] MIN THICK NICKEL UNDERPLATE.
SHIELD – 0.25 [.010] THICK COPPER ALLOY PLATED WITH 2.03μm [.000080] MIN BRIGHT TIN OVER 1.27 μm [.000050] MIN NICKEL

2. JACK CAVITY CONFORMS TO FCC RULES AND REGULATIONS, PART 68 SUBPART F.

3. DATE CODE LOCATED ON REAR OF PART APPROXIMATELY AS SHOWN:
FIRST 2 DIGITS ARE LAST 2 DIGITS OF YEAR,
SECOND 2 DIGITS ARE MANUFACTURING WORK WEEK,
LAST DIGIT IS DAY OF WEEK, WITH SUNDAY = 1.

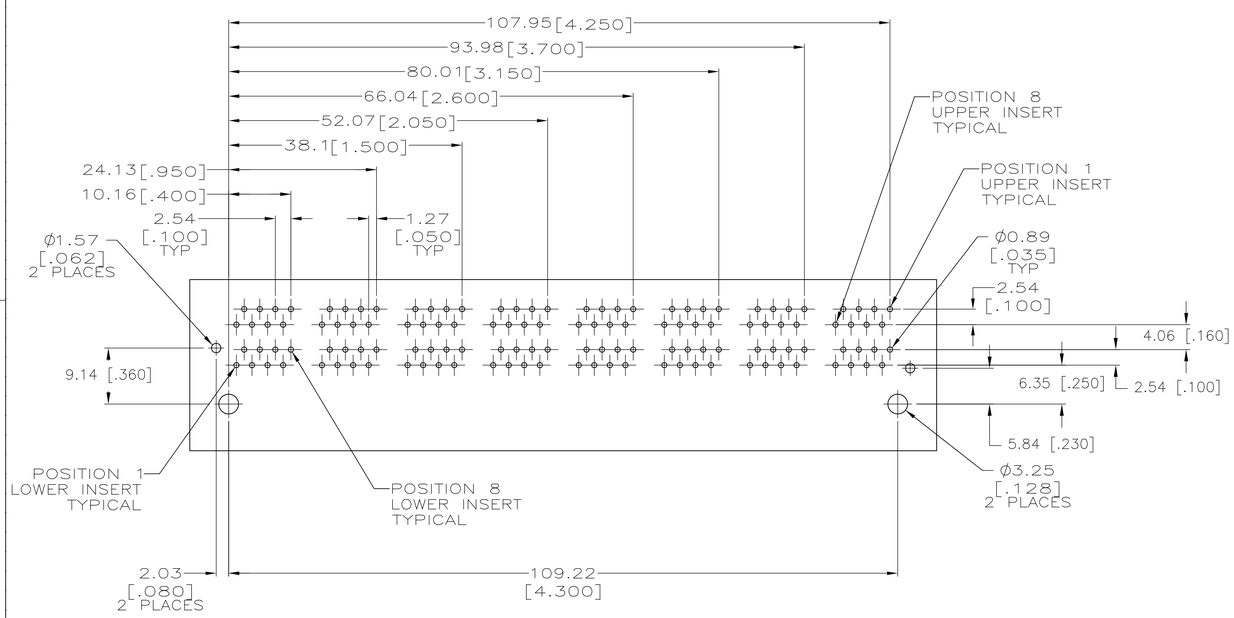

PC BOARD LAYOUT VIEWED FROM COMPONENT SIDE
SCALE 2:1

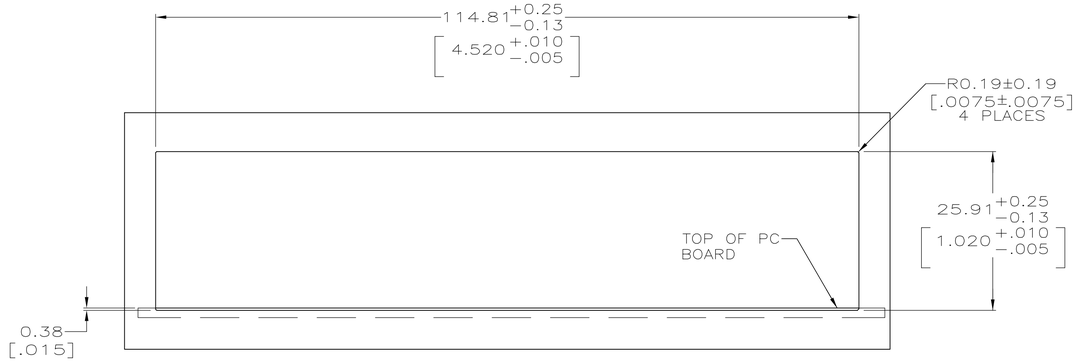

SUGGESTED PANEL CUTOUT DIMENSIONS
SCALE 2:1

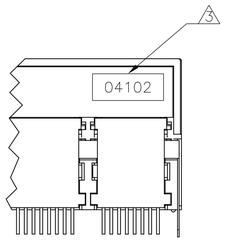

PARTIAL REAR VIEW
SCALE 2:1

5569254-1
PART NUMBER

THIS DRAWING IS A CONTROLLED DOCUMENT.

DIMENSIONS: mm [INCHES]

TOLERANCES UNLESS OTHERWISE SPECIFIED:
0 PLC ± –
1 PLC ± –
2 PLC ± 0.25[.01]
3 PLC ± 0.13[.005]
4 PLC ± –
ANGLES ± –

MATERIAL: SEE NOTE 1
FINISH: SEE NOTE 1

DWN 25MAY2005 T. SPRINKLE/L.A.MAYER
CHK 25MAY2005 J.WESTMAN
APVD 25MAY2005 S.FLICKINGER
PRODUCT SPEC 108-1163-2
APPLICATION SPEC 114-2048
WEIGHT –

tyco Electronics
Tyco Electronics Corporation
Harrisburg, Pa 17105-3608

NAME: STACKED MODULAR JACK ASSEMBLY, 2 X 8 PORT,8 POSITION,UNSHIELDED, CATEGORY 5

SIZE	CAGE CODE	DRAWING NO	RESTRICTED TO
A1	00779	C-5569254	–

CUSTOMER DRAWING | SCALE 4:1 | SHEET 1 OF 1 | REV B

Downloaded From Oneyac.com

单击下面可查看定价，库存，交付和生命周期等信息

>>TE Connectivity(泰科)

Downloaded From Oneyac.com