

THIS DRAWING IS UNPUBLISHED. RELEASED FOR PUBLICATION  
 © COPYRIGHT - TE Connectivity Ltd. ALL RIGHTS RESERVED.

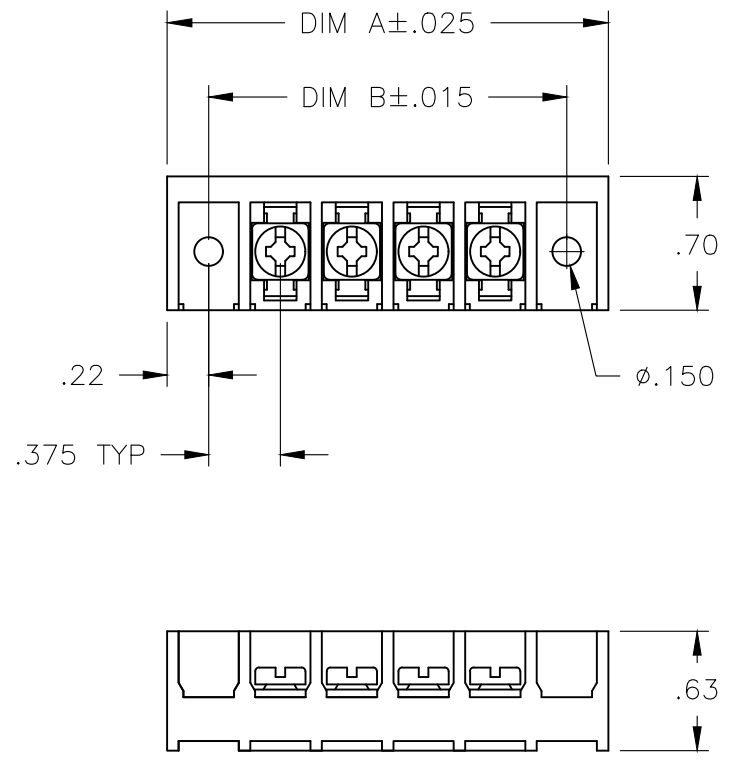
REVISIONS

P	LTR	DESCRIPTION	DATE	DWN	APVD
	B1	PART STATUS UPDATED	19JAN2018	RK	PS

MATERIALS:  
 HOUSING: THERMOPLASTIC, UL94V-0, BLACK.  
 TERMINALS: BRIGHT TIN PLATED, COPPER ALLOY.  
 SCREWS: 6-32, STEEL, ZINC PLATED WITH CLEAR CHROMATE.

ELECTRICAL:  
 MAXIMUM CURRENT: 25A  
 OPERATING VOLTAGE: 300V.  
 WIRE RANGE: 12-22 AWG

ENVIRONMENTAL:  
 OPERATING TEMP.: +150°C



OBSOLETE	10.875	11.311	28	6TBV-28-006	2-1546692-2
	10.500	10.936	27	6TBV-27-006	2-1546692-1
	10.125	10.561	26	6TBV-26-006	2-1546692-0
	9.750	10.186	25	6TBV-25-006	1-1546692-9
	9.375	9.811	24	6TBV-24-006	1-1546692-8
	9.000	9.436	23	6TBV-23-006	1-1546692-7
	8.625	9.061	22	6TBV-22-006	1-1546692-6
	8.250	8.686	21	6TBV-21-006	1-1546692-5
	7.875	8.311	20	6TBV-20-006	1-1546692-4
	7.500	7.936	19	6TBV-19-006	1-1546692-3
	7.125	7.561	18	6TBV-18-006	1-1546692-2
	6.750	7.186	17	6TBV-17-006	1-1546692-1
	6.375	6.811	16	6TBV-16-006	1-1546692-0
	6.000	6.436	15	6TBV-15-006	1546692-9
	5.625	6.061	14	6TBV-14-006	1546692-8
	5.250	5.686	13	6TBV-13-006	1546692-7
	4.875	5.311	12	6TBV-12-006	1546692-6
	4.500	4.936	11	6TBV-11-006	1546692-5
	4.125	4.561	10	6TBV-10-006	1-1437655-9
	3.750	4.186	9	6TBV-09-006	3-746988-4
3.375	3.811	8	6TBV-08-006	1-1437655-7	
3.000	3.436	7	6TBV-07-006	1546692-4	
2.625	3.061	6	6TBV-06-006	4-1546159-2	
2.250	2.686	5	6TBV-05-006	1546692-3	
1.875	2.311	4	6TBV-04-006	1-1437655-4	
1.500	1.936	3	6TBV-03-006	1546692-2	
1.125	1.561	2	6TBV-02-006	1546692-1	

DIM B	DIM A	NO OF POS	CATALOG NUMBER	PART NUMBER
-------	-------	-----------	----------------	-------------

THIS DRAWING IS A CONTROLLED DOCUMENT.		DWN S SCHLEGEL 10/23/06	<b>STE</b> TE Connectivity Ltd.				
DIMENSIONS: INCHES		CHK S YODER 10/23/06					
TOLERANCES UNLESS OTHERWISE SPECIFIED:		APVD S YODER 10/23/06	NAME				
0 PLC ± - 1 PLC ± - 2 PLC ± .01 3 PLC ± .005 4 PLC ± - ± 1' ANGLES ± 1'		PRODUCT SPEC -	6TBV-XX-006				
MATERIAL -		APPLICATION SPEC -	SIZE A3	CAGE CODE 00779	DRAWING NO C-1-1437655-4	RESTRICTED TO -	
FINISH -		WEIGHT -	CUSTOMER DRAWING		SCALE NTS	SHEET 1 OF 2	REV B1

THIS DRAWING IS UNPUBLISHED.

RELEASED FOR PUBLICATION

© COPYRIGHT - TE Connectivity Ltd.

ALL RIGHTS RESERVED.

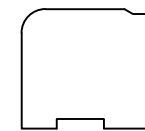
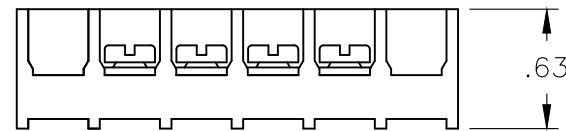
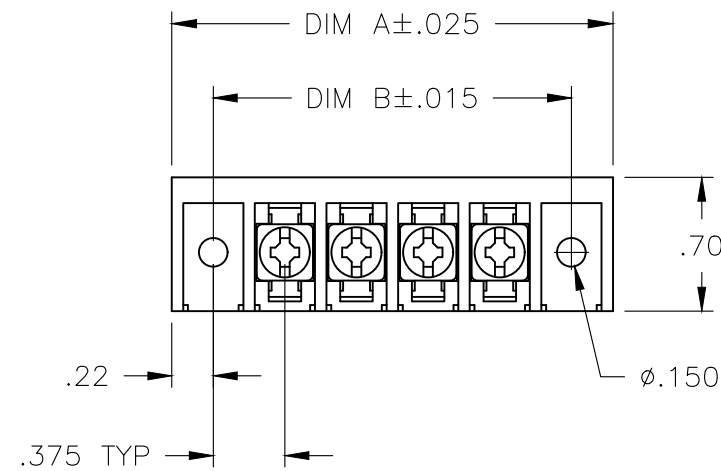
REVISIONS

P	LTR	DESCRIPTION	DATE	DWN	APVD
-	-	SEE SHEET 1	-	-	-

MATERIALS:  
 HOUSING: THERMOPLASTIC, UL94V-0, BLACK.  
 TERMINALS: BRIGHT TIN PLATED, COPPER ALLOY.  
 SCREWS: 6-32, STEEL, ZINC PLATED WITH CLEAR CHROMATE.

ELECTRICAL:  
 MAXIMUM CURRENT: 25A  
 OPERATING VOLTAGE: 300V.  
 WIRE RANGE: 12-22 AWG

ENVIRONMENTAL:  
 OPERATING TEMP.: +150°C



10.875	11.311	28	4-1546692-9
10.500	10.936	27	4-1546692-8
10.125	10.561	26	4-1546692-7
9.750	10.186	25	4-1546692-6
9.375	9.811	24	4-1546692-5
9.000	9.436	23	4-1546692-4
8.625	9.061	22	4-1546692-3
8.250	8.686	21	4-1546692-2
7.875	8.311	20	4-1546692-1
7.500	7.936	19	4-1546692-0
7.125	7.561	18	3-1546692-9
6.750	7.186	17	3-1546692-8
6.375	6.811	16	3-1546692-7
6.000	6.436	15	3-1546692-6
5.625	6.061	14	3-1546692-5
5.250	5.686	13	3-1546692-4
4.875	5.311	12	3-1546692-3
4.500	4.936	11	3-1546692-2
4.125	4.561	10	3-1546692-1
3.750	4.186	9	3-1546692-0
3.375	3.811	8	2-1546692-9
3.000	3.436	7	2-1546692-8
2.625	3.061	6	2-1546692-7
2.250	2.686	5	2-1546692-6
1.875	2.311	4	2-1546692-5
1.500	1.936	3	2-1546692-4
1.125	1.561	2	2-1546692-3
DIM B	DIM A	NO OF POS	PART NUMBER

THIS DRAWING IS A CONTROLLED DOCUMENT.		DWN S SCHLEGEL 10/23/06	TE Connectivity Ltd.														
DIMENSIONS: INCHES		CHK S YODER 10/23/06															
TOLERANCES UNLESS OTHERWISE SPECIFIED:		APVD S YODER 10/23/06	NAME														
<table border="0"> <tr><td>0 PLC</td><td>± -</td></tr> <tr><td>1 PLC</td><td>± -</td></tr> <tr><td>2 PLC</td><td>± .01</td></tr> <tr><td>3 PLC</td><td>± .005</td></tr> <tr><td>4 PLC</td><td>± -</td></tr> <tr><td>ANGLES</td><td>± 1°</td></tr> </table>		0 PLC	± -	1 PLC	± -	2 PLC	± .01	3 PLC	± .005	4 PLC	± -	ANGLES	± 1°	PRODUCT SPEC	6TBV-XX-006		
0 PLC	± -																
1 PLC	± -																
2 PLC	± .01																
3 PLC	± .005																
4 PLC	± -																
ANGLES	± 1°																
MATERIAL		APPLICATION SPEC	SIZE	CAGE CODE	DRAWING NO	RESTRICTED TO											
FINISH		WEIGHT	A3	00779	C-1-1437655-4	-											
CUSTOMER DRAWING			SCALE	SHEET	REV												
			NTS	2 OF 2	B1												

单击下面可查看定价，库存，交付和生命周期等信息

[>>TE Connectivity\(泰科\)](#)