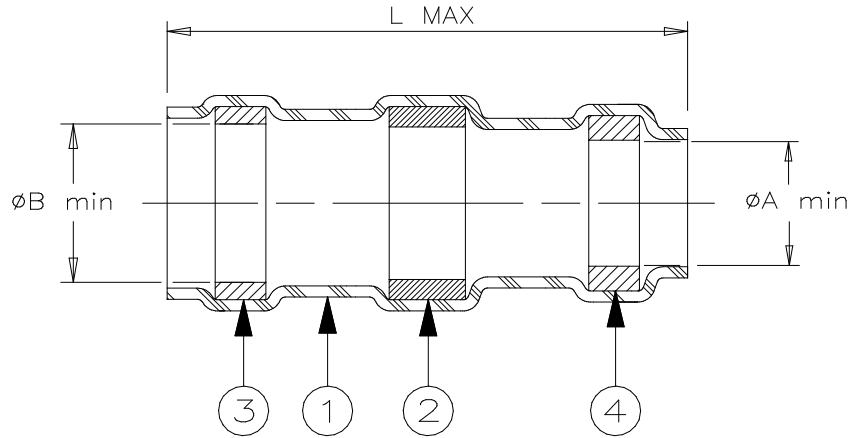


CUSTOMER DRAWING



Product Name	Product Dimensions			Cable Dimensions			
	L max	Ø A min	Ø B min	Ø D max	Ø E min	Ø G max	J±0.5 (J±0.02)
D-107-31	20.4 (0.805)	5.95 (0.235)	6.45 (0.255)	6.45 (0.255)	3.20 (0.125)	5.95 (0.235)	7 (0.275)

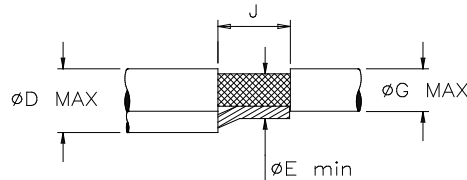
MATERIALS


1. INSULATION SLEEVE: Heat-shrinkable, transparent blue, radiation cross-linked polyvinylidene fluoride.
2. SOLDER PREFORM WITH FLUX:
SOLDER: TYPE Sn63 per ANSI-J-STD-006.
FLUX: TYPE ROM1 per ANSI-J-STD-004.
3. MELTABLE RING: Thermally stabilized thermoplastic. Color: gray.
4. MELTABLE RING: Thermally stabilized thermoplastic. Color: blue.

APPLICATION

1. This part is designed to provide an environment protected shield termination on cables, rated for 125°C minimum, meeting the dimensional criteria listed, having nickel plated copper shields.
2. Install using TE Connectivity approved convection or infrared tools in accordance with Raychem assembly procedure RCPS-100-70.
3. Assemblies will meet requirements of Raychem specification RT-1404 and National Aerospace Standard NAS-1747.
4. Temperature range: -55°C to +150°C.

For best results, prepare the cable as shown:



		Raychem THERMOFIT DEVICES	TITLE: SOLDERSLEEVE* SHIELD TERMINATOR		
Unless otherwise specified dimensions are in millimeters. [Inches dimensions are shown in brackets]			DOCUMENT NO.: D-107-31		
TOLERANCES: 0.00 N/A 0.0 N/A 0 N/A	ANGLES: N/A ROUGHNESS IN MICRON	TE Connectivity reserves the right to amend this drawing at any time. Users should evaluate the suitability of the product for their application.	REV : 3	DATE : 17-APR-2020	
DRAWN BY: M. FORONDA	DATE: 28-Oct-98	ECO: ECO-20-005247	SCALE: NTS	SIZE: A	SHEET: 1 of 1

© 2020 TE Connectivity Ltd. Family of Companies. All Rights Reserved.

If this document is printed it becomes uncontrolled. Check for the latest revision.

*TE Connectivity, TE connectivity (logo), Raychem, THERMOFIT, SolderSleeve are trademarks

单击下面可查看定价，库存，交付和生命周期等信息

[>>TE Connectivity\(泰科\)](#)