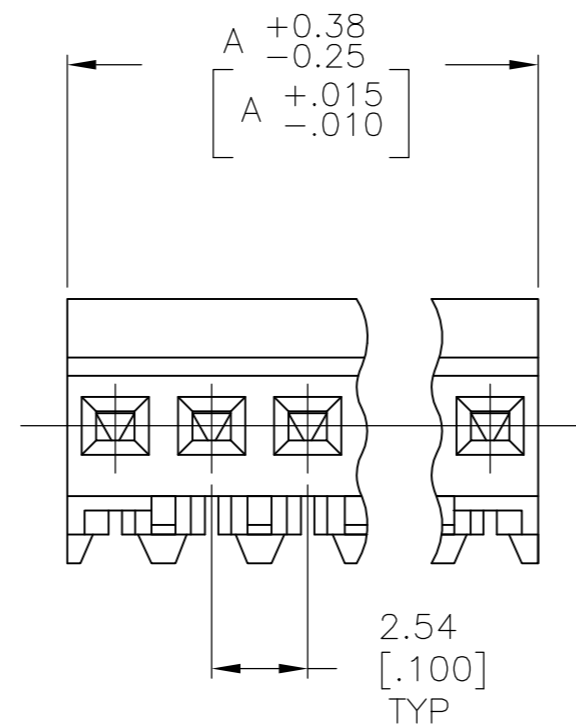
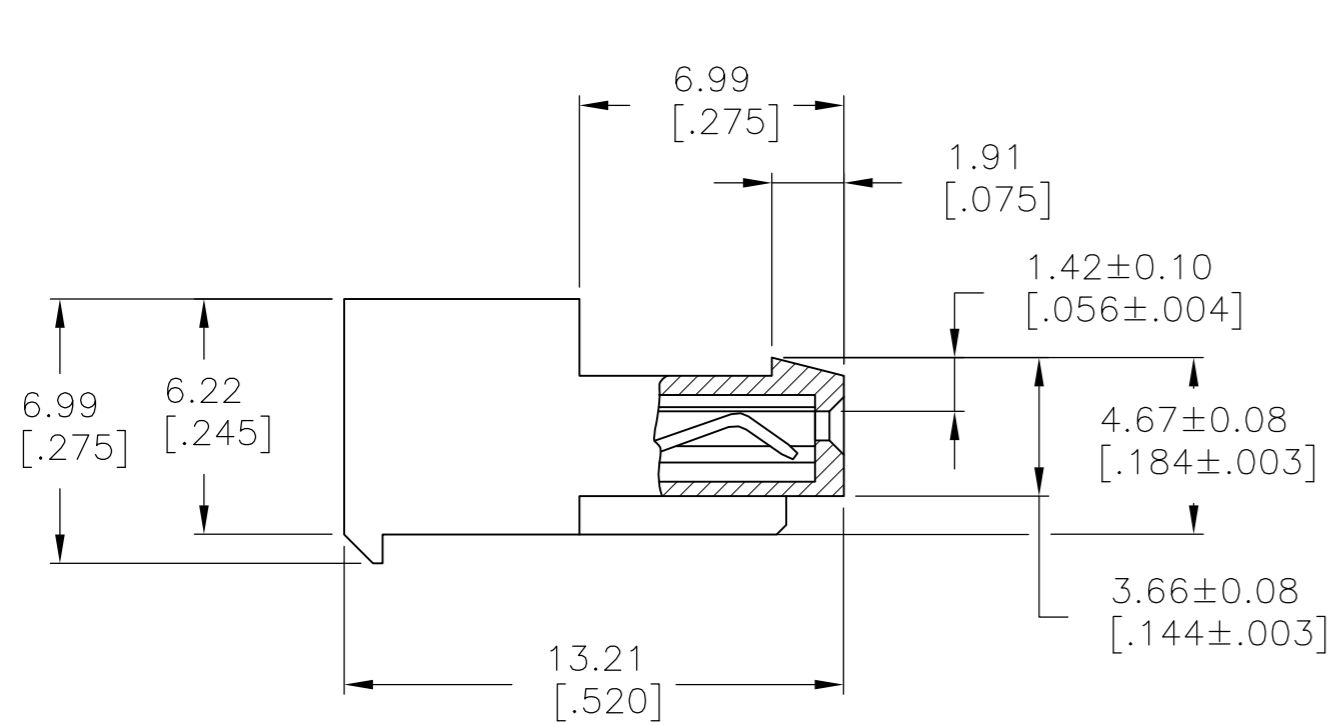
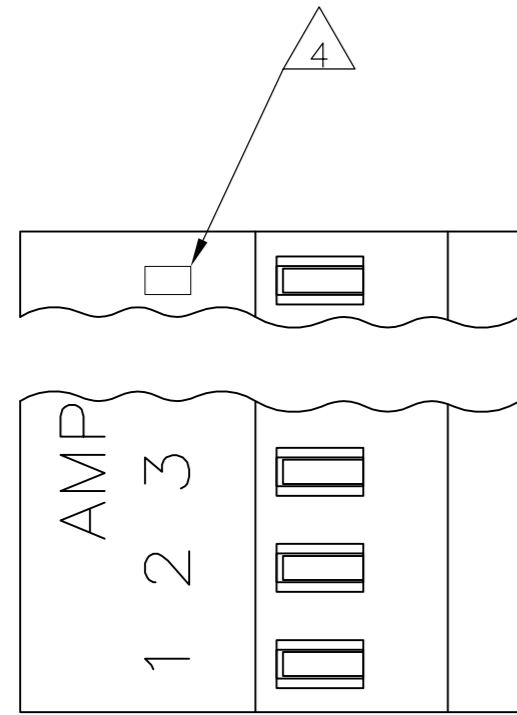


THIS DRAWING IS UNPUBLISHED. RELEASED FOR PUBLICATION  
 © COPYRIGHT - By - ALL RIGHTS RESERVED.

REVISIONS				
P	LTR	DESCRIPTION	DATE	APVD
F3		REVISED PER ECR-15-006702	28JUL2015	NK PQ

- 1 MATERIAL: CONNECTOR - NYLON UL94V-2 (RED).  
 CONTACTS - 0.30[.012] THICK COPPER ALLOY  
 (0.00038 [.000015] GOLD) OVER  
 (0.00203 [.000080] MIN THICK  
 BRIGHT TIN-LEAD (93/7) FOR -9  
 OR MATTE FOR -39
- 2. CONTACTS ACCEPT 22 AWG WIRE WITH 1.52[.060] MAX INSULATION DIAMETER.
- 3. CONTACTS MUST ACCEPT 0.36-0.51[.014-.020] SQUARE OR ROUND POST AND REMAIN LOCKED IN POSITION.
- 4 IDENTIFICATION NUMBER FOR LAST CIRCUIT MAY NOT APPEAR ON ALL ASSEMBLIES.
- 5. DIMENSIONS IN BRACKETS ARE IN INCHES.
- 6. HOUSING FEATURES ARE: CLOSED END WITH LOCKING RAMP & LED CONTACT.



DIM A	NO OF CKTS	PART NO
22.86 [.900]	9	3-644151-9
OBSOLETE	9	644151-9

THIS DRAWING IS A CONTROLLED DOCUMENT.		DWN K. WHITAKER 23JUN05	<b>TE</b> TE Connectivity	
DIMENSIONS: mm [INCHES]		CHK D. BOSSI 23JUN05		
TOLERANCES UNLESS OTHERWISE SPECIFIED:		APVD D. BOSSI 23JUN05	NAME MTA 100 CONNECTOR ASSEMBLY, 22 AWG, FOR .014 TO .020 POST, SPECIAL	
0 PLC ± -	1 PLC ± -	PRODUCT SPEC 108-1050	SIZE A2	CAGE CODE 00779
2 PLC ± -	3 PLC ± 0.13[.005]	APPLICATION SPEC 114-1019	DRAWING NO C=644151	RESTRICTED TO -
4 PLC ± -	ANGLES ± -	WEIGHT -	SCALE 5:1	SHEET 1 OF 1
MATERIAL 1	FINISH 1	CUSTOMER DRAWING	REV F3	

单击下面可查看定价，库存，交付和生命周期等信息

[>>TE Connectivity\(泰科\)](#)