

Type BMB-L Series

Type BMB-L Series



The L series exhibits a low DC resistance across a wide range of impedance with a higher current capability than the A series. These are suitable for use on signal delay lines handling larger current and are available in 06:03 and 08:05 packages according to impedance requirements.

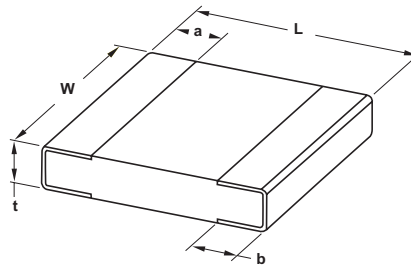
Specifications

Package Size	Part Number	Impedance (ohms) at 100MHz ($\pm 25\%$)	DC Resistance (ohms) maximum	Rated Current (mA) maximum
0603	BMB-1J-0030L-N2	30	0.05	750
	BMB-1J-0060L-N2	60	0.10	650
	BMB-1J-0120L-N2	120	0.15	550
	BMB-1J-0300L-N2	300	0.25	500
	BMB-1J-0330L-N8	330		
	BMB-1J-0470L-N2	470	0.30	450
	BMB-1J-0600L-N2	600	0.35	350
	BMB-1J-1000L-N2	1000	0.40	300
0805	BMB-2A-0030L-N2	30	0.05	1000
	BMB-2A-0060L-N2	60		850
	BMB-2A-0120L-N2	120	0.10	700
	BMB-2A-0300L-N2	300	0.15	600
	BMB-2A-0470L-N2	470	0.20	500
	BMB-2A-0600L-N2	600	0.25	400
	BMB-2A-1000L-N2	1000	0.30	350
	BMB-2A-1500L-N2	1500	0.35	

Key Features

- Low DC Resistance
- High Current Capability
- 0603 and 0805 Package Sizes
- Suited to Signal Delay Line Applications
- Designed for Telecommunications

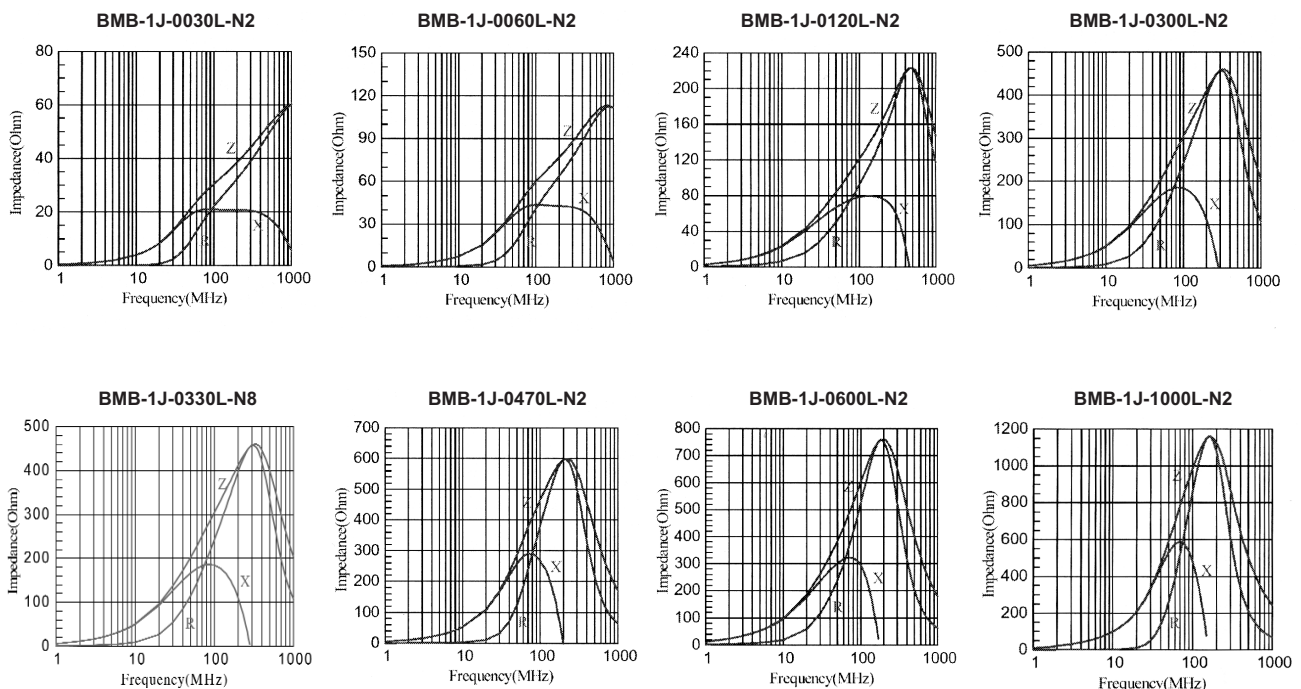
Chip Dimensions



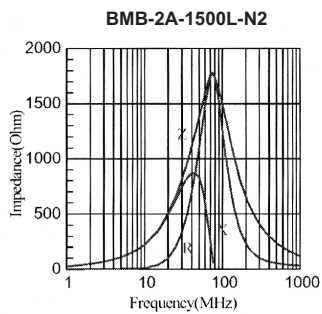
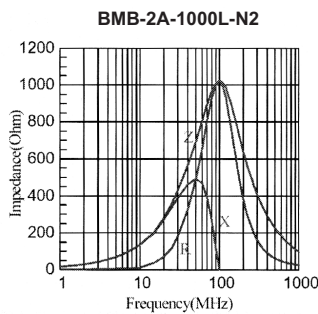
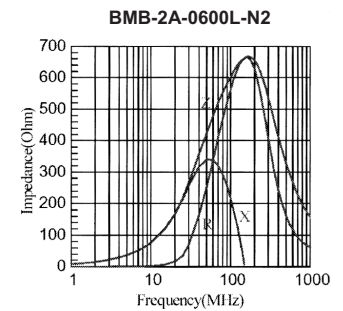
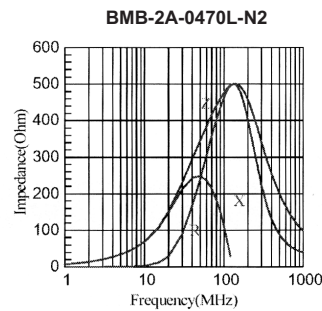
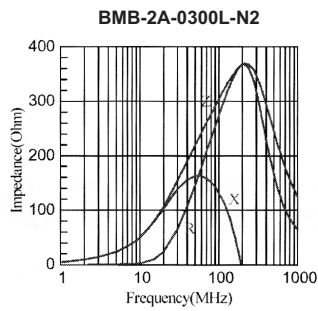
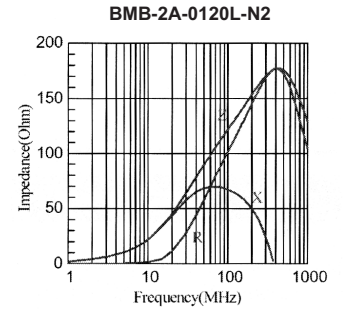
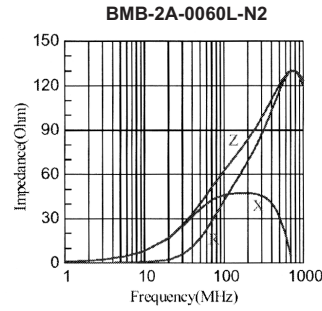
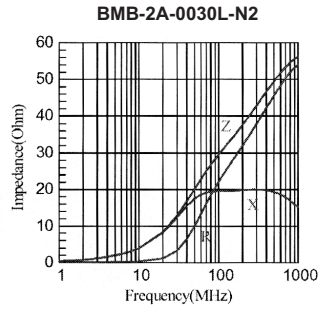
Size	L	W	t	a
0603	1.6 \pm 0.15	0.8 \pm 0.15	0.8 \pm 0.15	0.3 \pm 0.20
0805	2.0 \pm 0.20	1.2 \pm 0.20	0.9 \pm 0.20	0.5 \pm 0.30

Operating Temperature Range: -55°C to +125°C

Characteristic Curves



Characteristic Curves (continued)



单击下面可查看定价，库存，交付和生命周期等信息

[>>TE Connectivity\(泰科\)](#)