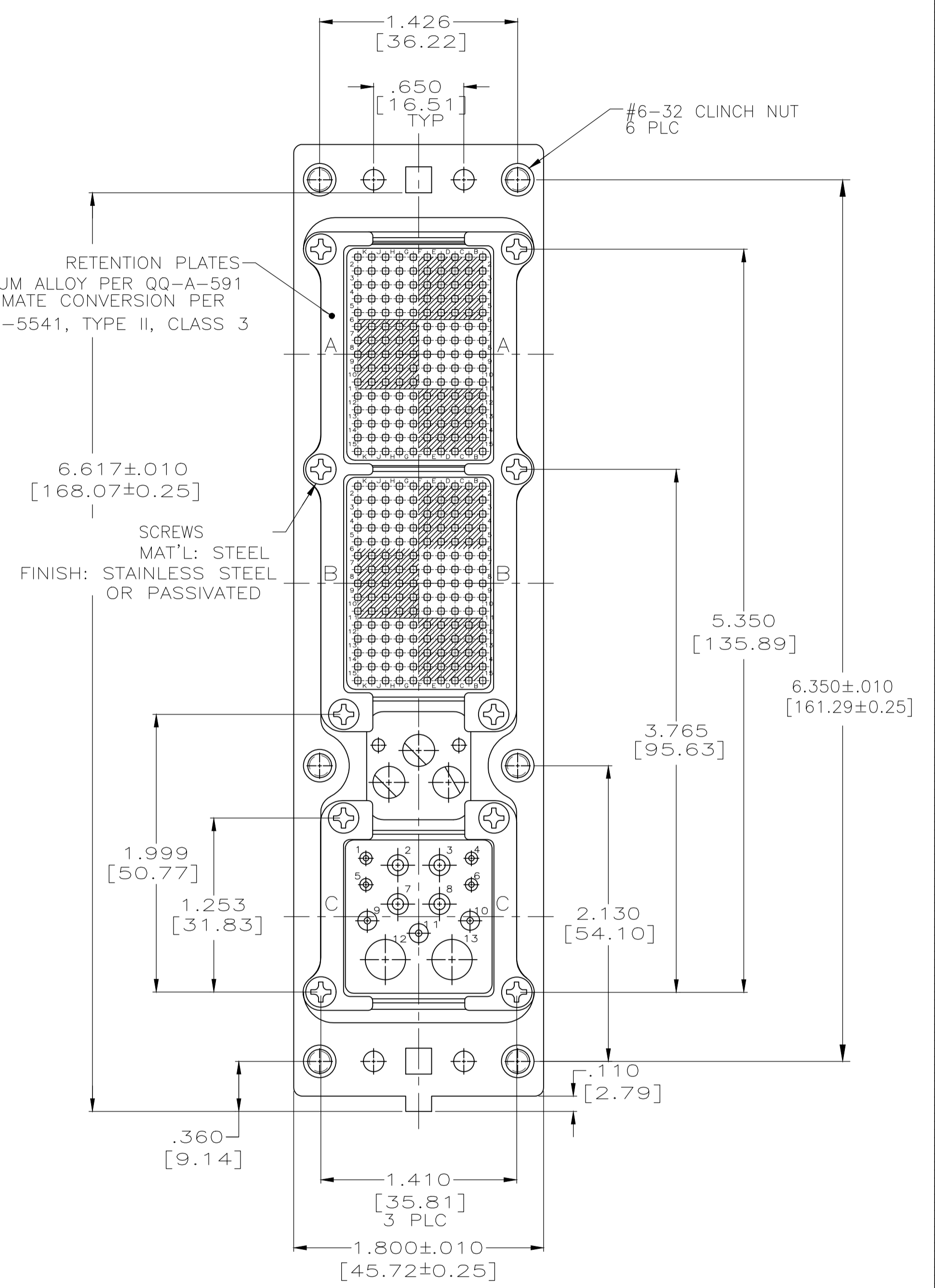
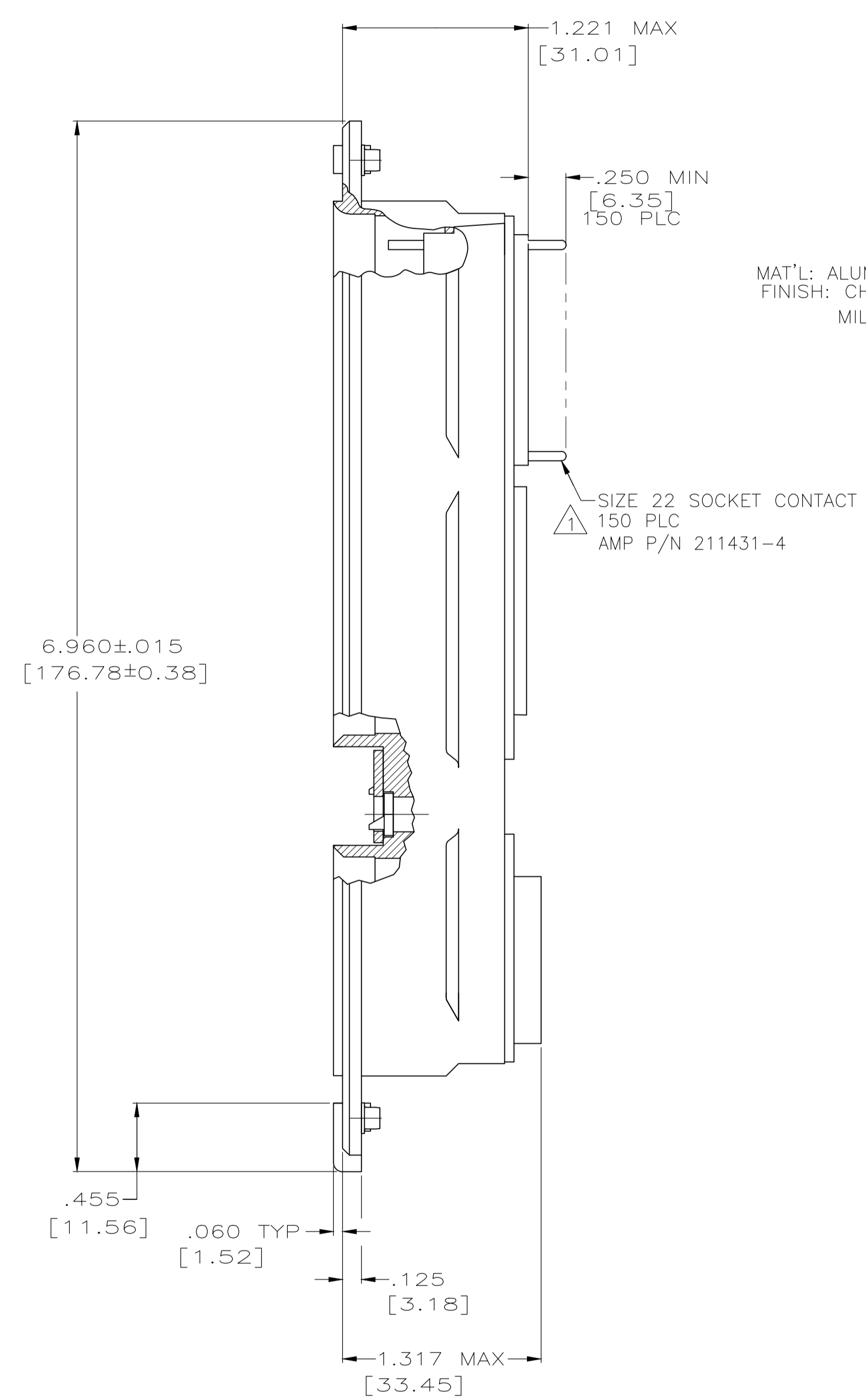
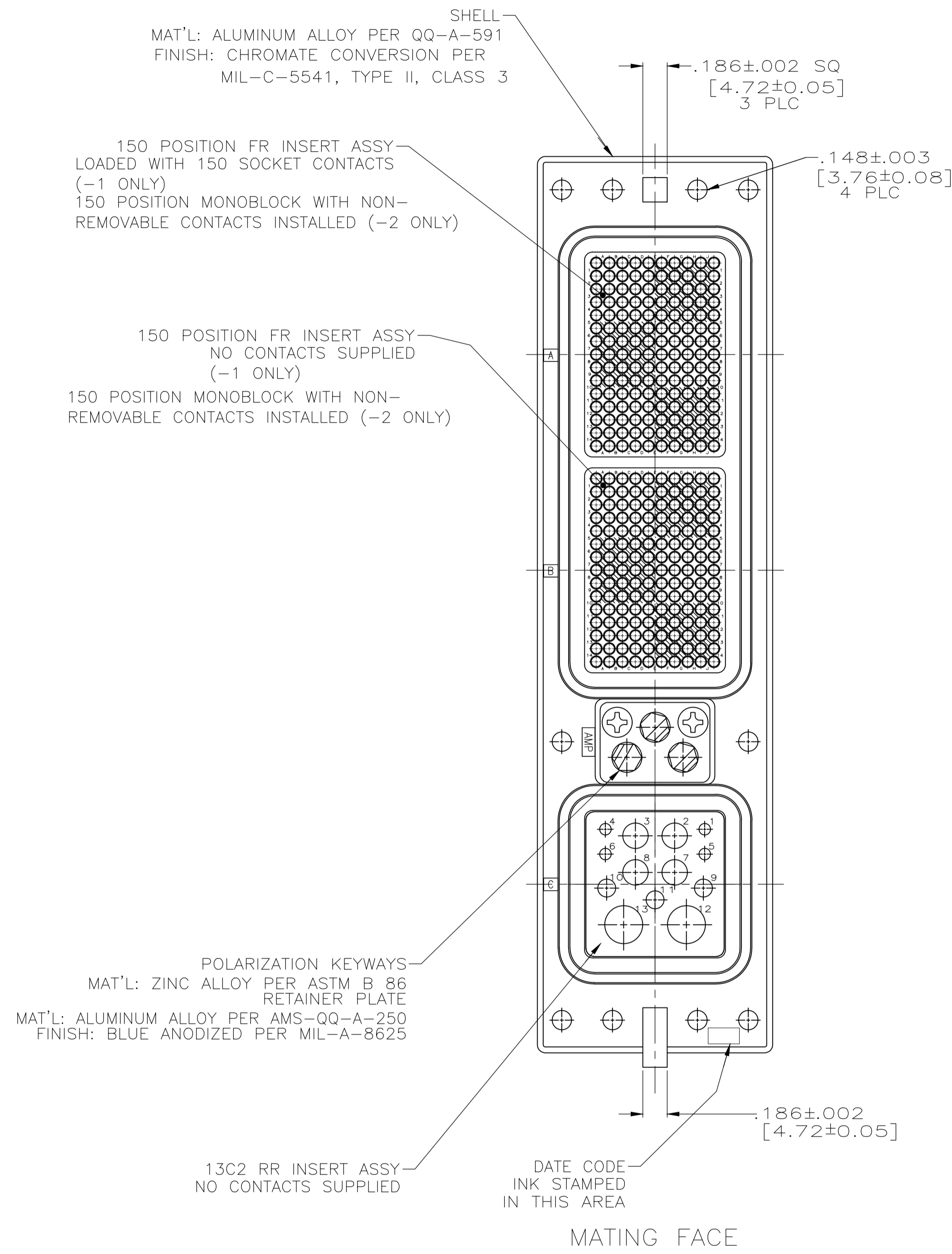


LOC		DIST		REVISIONS			
F	LTR	DESCRIPTION	DATE	DNW	APVD		
F		REVISED PER ECO-17-018523	19JAN2018	PHM	CT		

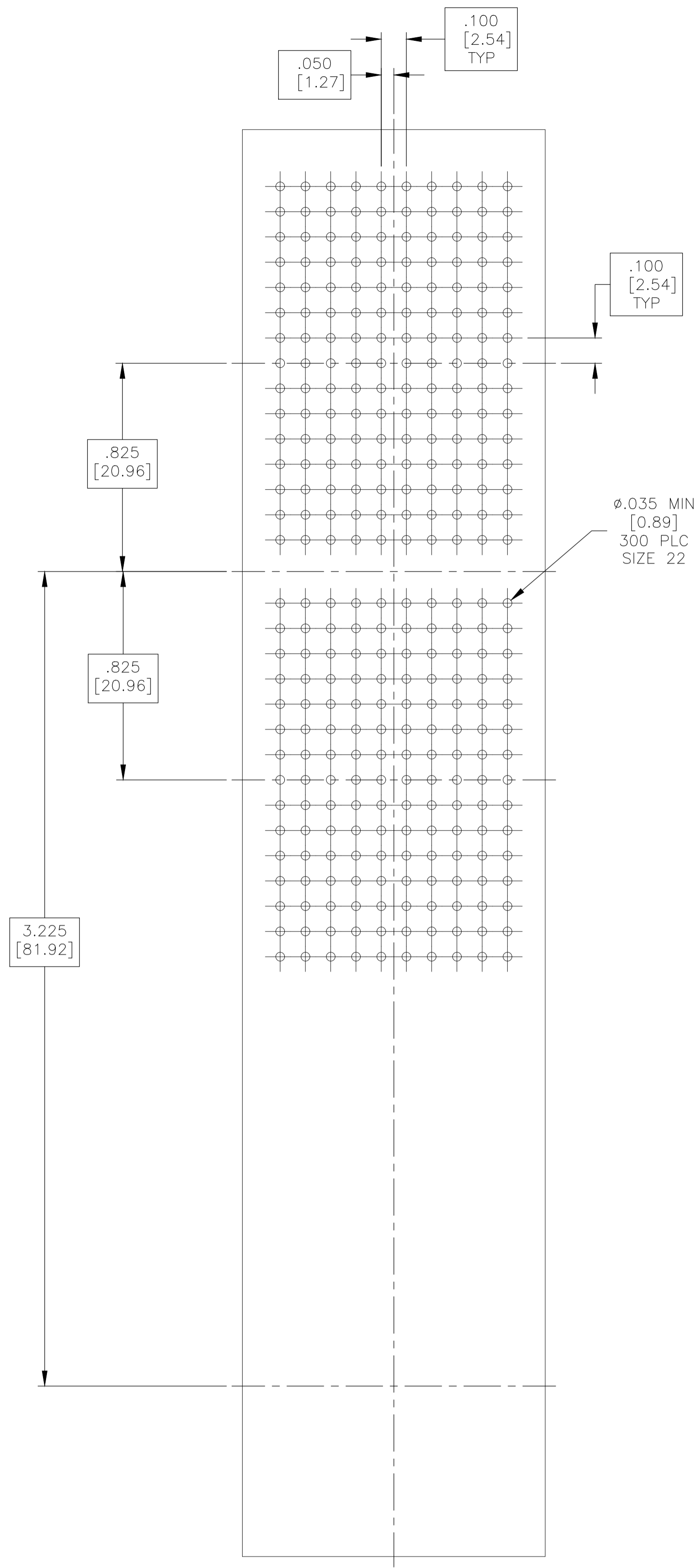


- CONTACTS ARE LOADED IN THE 150 POSITION INSERT IN MODULE "A" ONLY. (-1 ONLY)
ALL OTHER CONTACTS ARE NOT SUPPLIED AND MUST BE ORDERED SEPARATELY.
- POLARIZING KEYS ARE INSTALLED IN POSITION 50.

WITH STAMPED & FORMED NON-REMOVABLE CONTACTS	1218657-2
REMARKS	1218657-1
	PART NO.

THIS DRAWING IS A CONTROLLED DOCUMENT.		DNW	C.C.THOMAS	3-15-00
DIMENSIONS: INCHES		CHK	S.GLATFELTER	3-15-00
TOLERANCES UNLESS OTHERWISE SPECIFIED:		APVD	S.GLATFELTER	3-15-00
0 PLC	± .005	NAME		
1 PLC	± .005	CONNECTOR ASSY, SIZE 2		
2 PLC	± .005	CLASS (FA), RCPT, ARINC-600		
3 PLC	± .005	PRODUCT SPEC		
4 PLC	± .005	APPLICATION SPEC		
ANGLES	± .005	SIZE		
	± .005	CAGE CODE		
	± .005	DRAWING NO		
	± .005	RESTRICTED TO		
MATERIAL	SEE CALLOUTS	WEIGHT	A1 00779 C=1218657	
FINISH	SEE CALLOUTS	CUSTOMER DRAWING	SCALE 3:2	SHEET 1 OF 2

LOC		DIST		REVISIONS			
P	LTR	DESCRIPTION	DATE	DN	APVD		
-	-	SEE SHEET-1	-	-	-	-	-



RECOMMENED P.C.BOARD LAYOUT
 SCALE 3:1

THIS DRAWING IS A CONTROLLED DOCUMENT.		DIN C.C.THOMAS 3-15-00	TE Connectivity	
		CHK S.GLATFELTER 3-15-00		
DIMENSIONS: INCHES		TOLERANCES UNLESS OTHERWISE SPECIFIED:		APVD S.GLATFELTER 3-15-00
		0. PLC ± -	NAME CONNECTOR ASSY, SIZE 2 CLASS (FA), RCPT, ARINC-600	
		1. PLC ± -	PRODUCT SPEC	
		2. PLC ± -	APPLICATION SPEC	
		3. PLC ± .005 [0.13]	SIZE A1	
		4. PLC ± -	CAGE CODE 00779	
		ANGLES 40° 40°	DRAWING NO 1218657	
MATERIAL SEE CALLOUTS	FINISH SEE CALLOUTS	WEIGHT -	RESTRICTED TO -	
CUSTOMER DRAWING		SCALE 3:2	SHEET 2	OF 2
		REV F		

单击下面可查看定价，库存，交付和生命周期等信息

[>>TE Connectivity\(泰科\)](#)