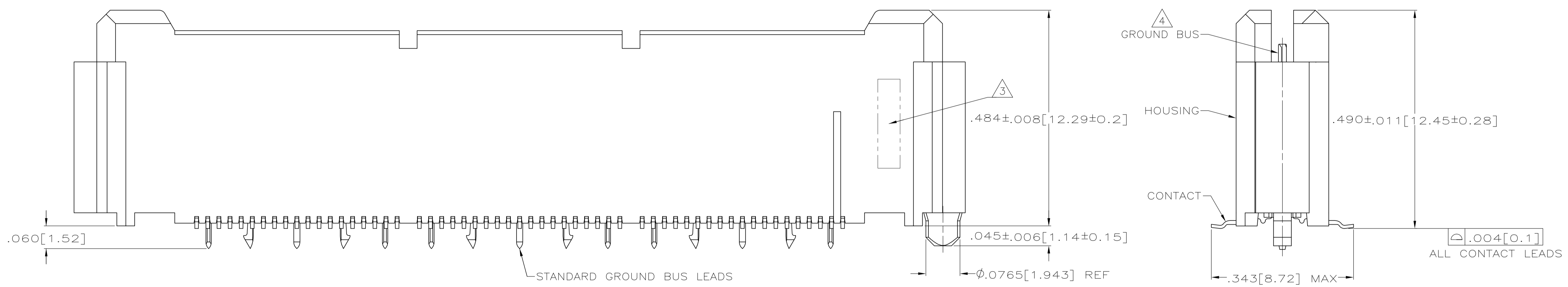
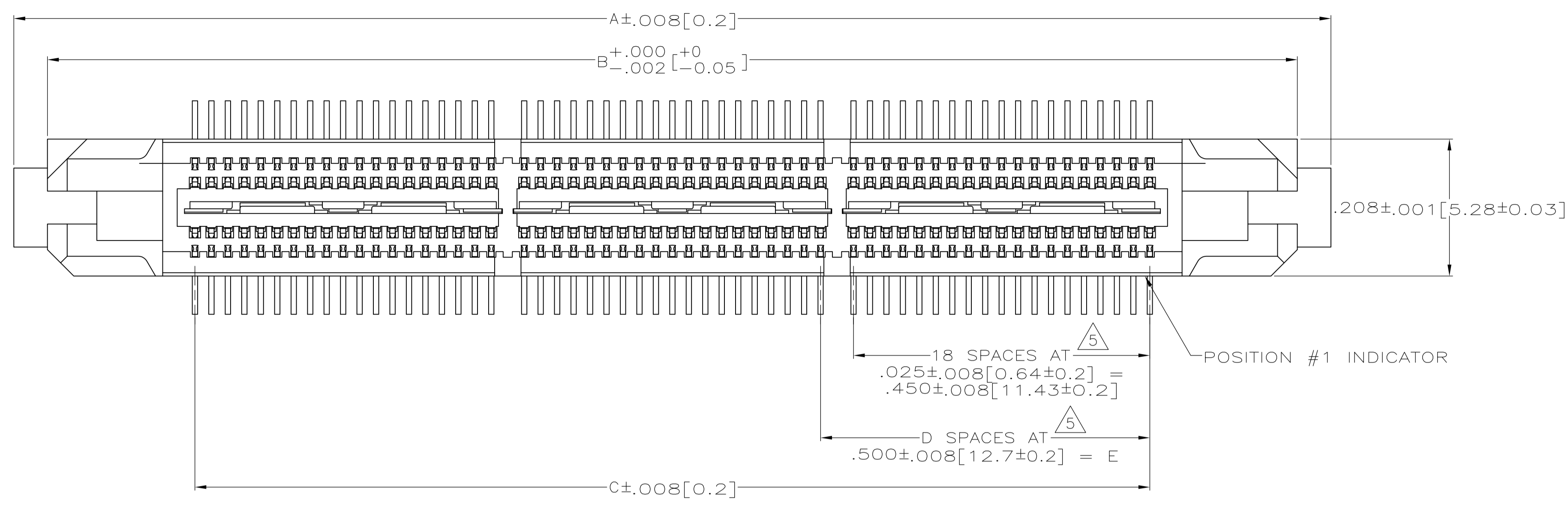


- 1 HOUSING: LIQUID CRYSTAL POLYMER, COLOR BLACK.  
CONTACTS: HIGH RELIABILITY COPPER ALLOY.  
GROUND BUSES: BRASS, UNS C26000
- 2 CONTACTS & GROUND BUSES: NICKEL UNDERPLATE ALL OVER,  
MATING SURFACE PLATED TO MEET LEVEL 1 PERFORMANCE  
REQUIREMENTS OF TE PRODUCT SPECIFICATION 108-1422,  
SOLDER TAILS PLATED TIN-LEAD.
- 3 DATE CODE MARKED IN AREA INDICATED ON SIDE OPPOSITE  
POSITION #1.
- 4 ONE GROUND BUS WITH 5 TAILS PER EACH MODULE.
- 5 TOLERANCE NON-ACCUMULATIVE.
- 6 FOR STANDARD APPLICATIONS, ORIENTATION HOLE TO BE  
 $\phi.094 \pm .002 [2.39 \pm 0.05]$ .  
FOR SLIP-FIT APPLICATIONS, ORIENTATION HOLE TO BE  
 $\phi.079 \pm .001 [2.00 \pm 0.03]$ .
- 7 CONNECTORS PACKAGED ON 13 INCH DIA REELS PER EIA 481.
- 8 PRELIMINARY - NOT RELEASED FOR PRODUCTION.



SEE SHEET 2 FOR RECOMMENDED PC BOARD LAYOUT AND PACKAGING DETAIL

	NO	4.724 [120]	3.000 [76.2]	6	3.450 [87.63]	3.898 [99.01]	4.000 [101.6]	266	1-767149-4
8	NO	4.094 [104]	2.500 [63.5]	5	2.950 [74.93]	3.398 [86.31]	3.500 [88.9]	228	1-767149-3
	NO	3.465 [88]	2.000 [50.8]	4	2.450 [62.23]	2.898 [73.61]	3.000 [76.2]	190	1-767149-2
	NO	3.465 [88]	1.500 [38.1]	3	1.950 [49.53]	2.398 [60.91]	2.500 [63.5]	152	1-767149-1
	NO	2.835 [72]	1.000 [25.4]	2	1.450 [36.83]	1.898 [48.21]	2.000 [50.8]	114	1-767149-0
	NO	2.205 [56]	.500 [12.7]	1	.950 [24.13]	1.398 [35.51]	1.500 [38.1]	76	767149-9
	NO	1.732 [44]	.000 [0]	0	.450 [11.43]	.898 [22.81]	1.000 [25.4]	38	767149-8
8	YES	4.724 [120]	3.000 [76.2]	6	3.450 [87.63]	3.898 [99.01]	4.000 [101.6]	266	767149-7
8	YES	4.094 [104]	2.500 [63.5]	5	2.950 [74.93]	3.398 [86.31]	3.500 [88.9]	228	767149-6
	YES	3.465 [88]	2.000 [50.8]	4	2.450 [62.23]	2.898 [73.61]	3.000 [76.2]	190	767149-5
	YES	3.465 [88]	1.500 [38.1]	3	1.950 [49.53]	2.398 [60.91]	2.500 [63.5]	152	767149-4
	YES	2.835 [72]	1.000 [25.4]	2	1.450 [36.83]	1.898 [48.21]	2.000 [50.8]	114	767149-3
	YES	2.205 [56]	.500 [12.7]	1	.950 [24.13]	1.398 [35.51]	1.500 [38.1]	76	767149-2
	YES	1.732 [44]	.000 [0]	0	.450 [11.43]	.898 [22.81]	1.000 [25.4]	38	767149-1
	VACUUM COVER INCLUDED	F	E	D	C	B	A	NO OF POS	PART NUMBER

THIS DRAWING IS A CONTROLLED DOCUMENT.

DIMENSIONS: INCHES	TOLERANCES UNLESS OTHERWISE SPECIFIED:	0 PLC ± -	1 PLC ± -	2 PLC ± -	3 PLC ± .005(0.13)	4 PLC ± -	ANGLES ± -
--------------------	--	-----------	-----------	-----------	--------------------	-----------	------------

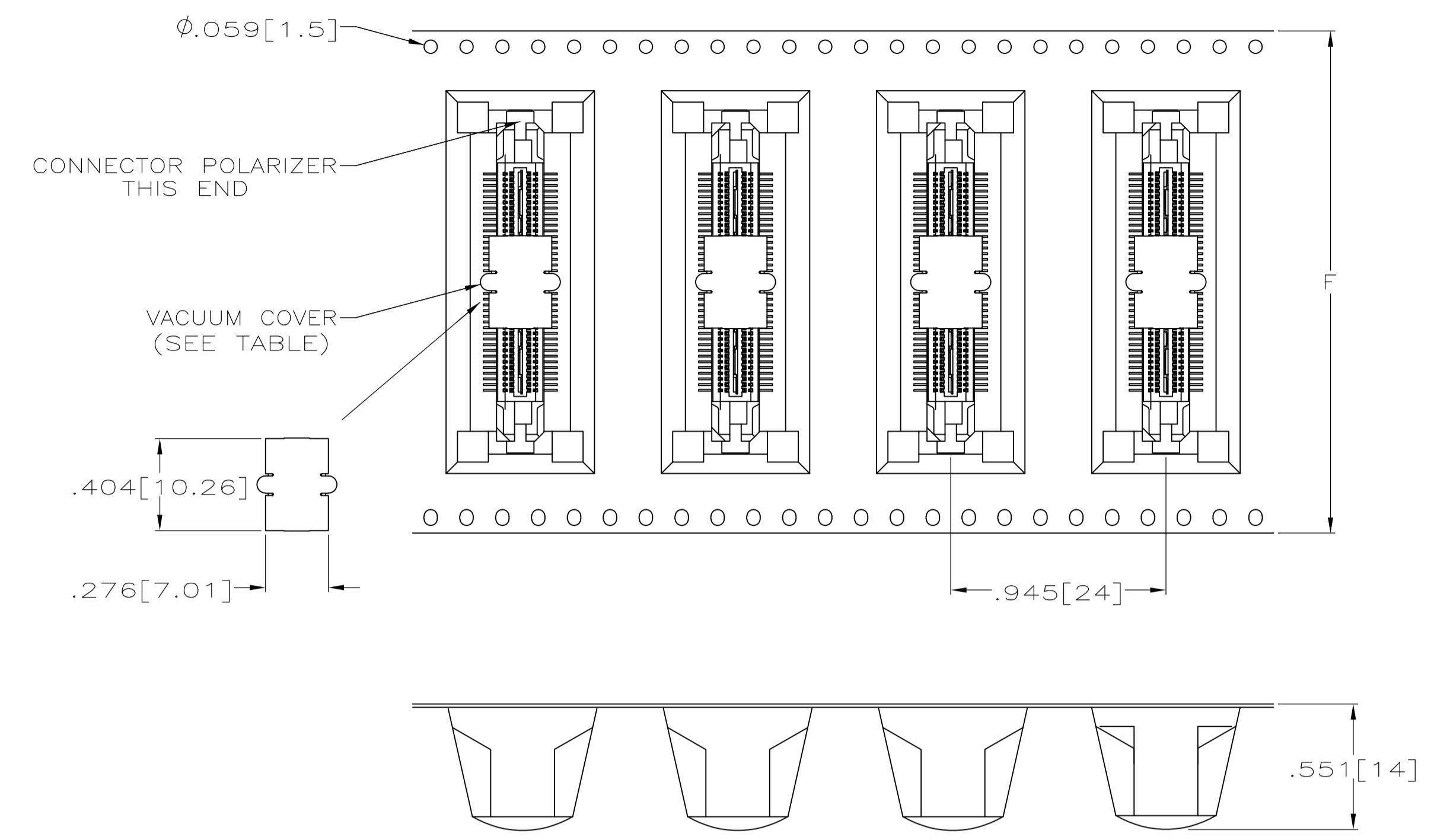
MATERIAL: 1 FINISH: 2

APPROVED: J. GERACE, 22JUN00; D. DIXON, 22JUN00; D. SUMMERS, 22JUN00

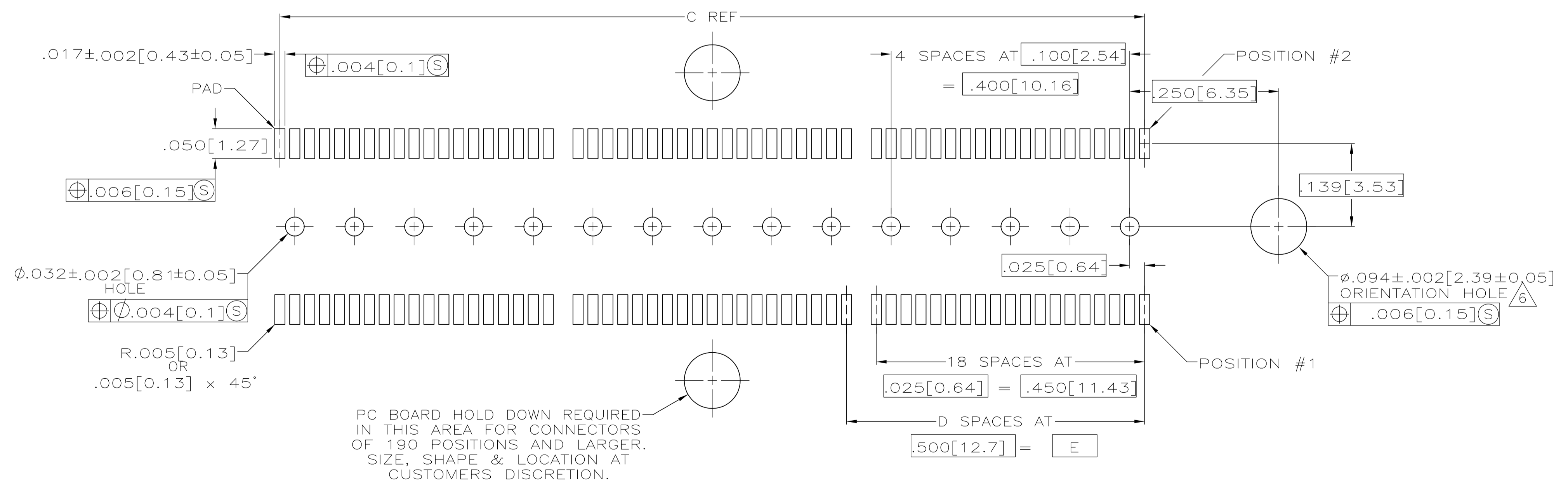
NAME: PLUG ASSEMBLY, .495[12.57] VERTICAL, .025[0.64]CL, GULL WING LEADS, 108-1422, POCKET TAPE PACKAGED, MICTOR

SIZE: A1, CASE CODE: 114-11004, DRAWING NO: 00779, REV: 767149

CUSTOMER DRAWING, SCALE: 8:1, SHEET: 1 OF 2, REV: D2



PACKAGING DETAIL  $\Delta$   
SCALE 2:1  
DIMENSIONS ARE FOR REFERENCE



RECOMMENDED PC BOARD LAYOUT  
(VIEWED FROM CONNECTOR SIDE)

THIS DRAWING IS A CONTROLLED DOCUMENT.		DIN	J.GERACE	22JUN00	TE Connectivity
		CHK	D.DIXON	22JUN00	
DIMENSIONS: INCHES		TOLERANCES UNLESS OTHERWISE SPECIFIED:		APVD	D.SUMMERS
		0. PLC	± -	NAME	PLUG ASSEMBLY, .495 [12.57] VERTICAL, .025 [0.64] CL, GULL WING LEADS, POCKET TAPE PACKAGED, MICTOR
		1. PLC	± -	PRODUCT SPEC	108-1422
		2. PLC	± -	APPLICATION SPEC	114-11004
		3. PLC	± .005 (0.13)	SIZE	A1
		4. PLC	± -	SCALE	8:1
		ANGLES	± -	WEIGHT	00779
MATERIAL		FINISH		DRAWING NO	767149
				CUSTOMER DRAWING	SCALE 8:1 SHEET 2 OF 2 REV D2

单击下面可查看定价，库存，交付和生命周期等信息

[>>TE Connectivity\(泰科\)](#)