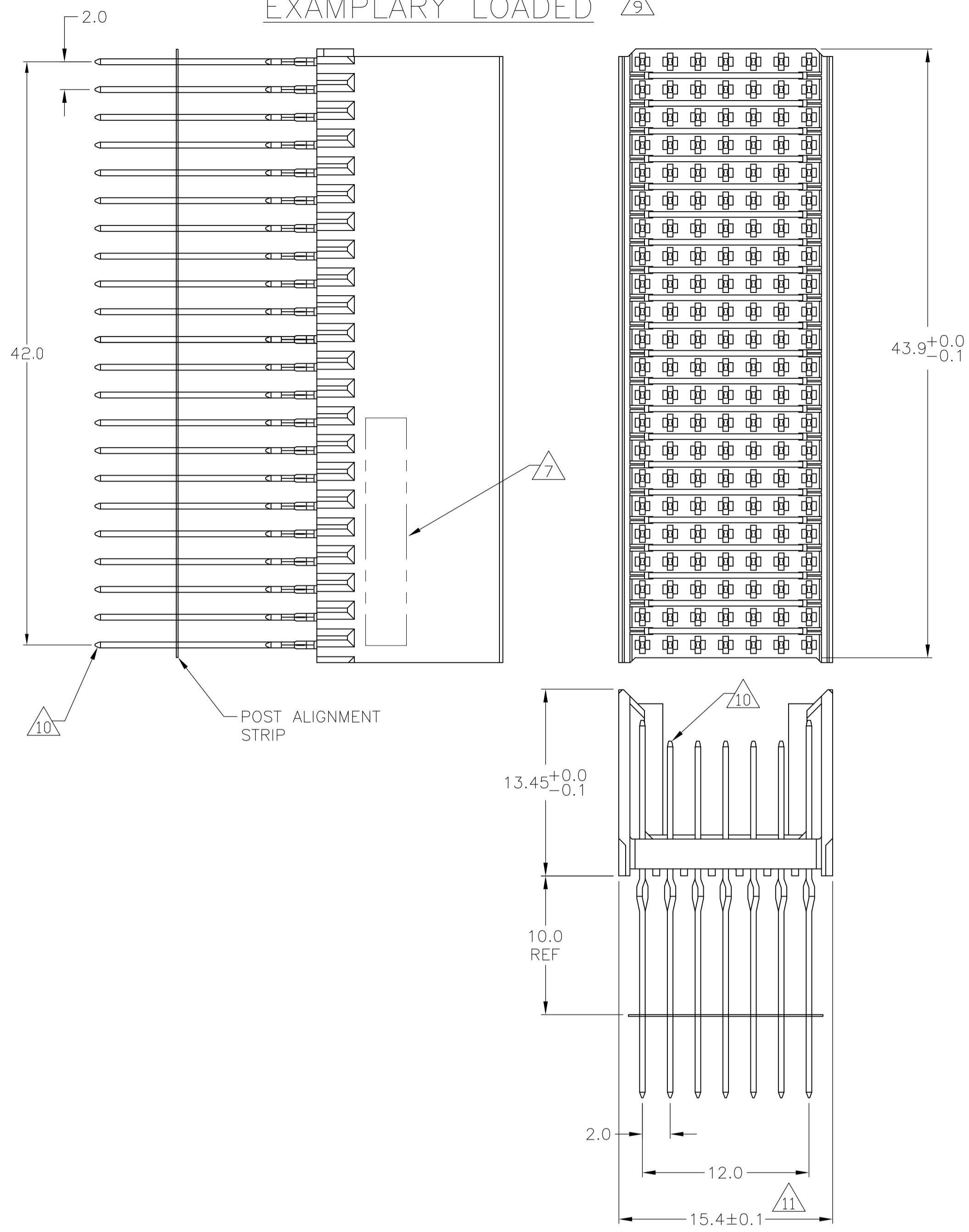
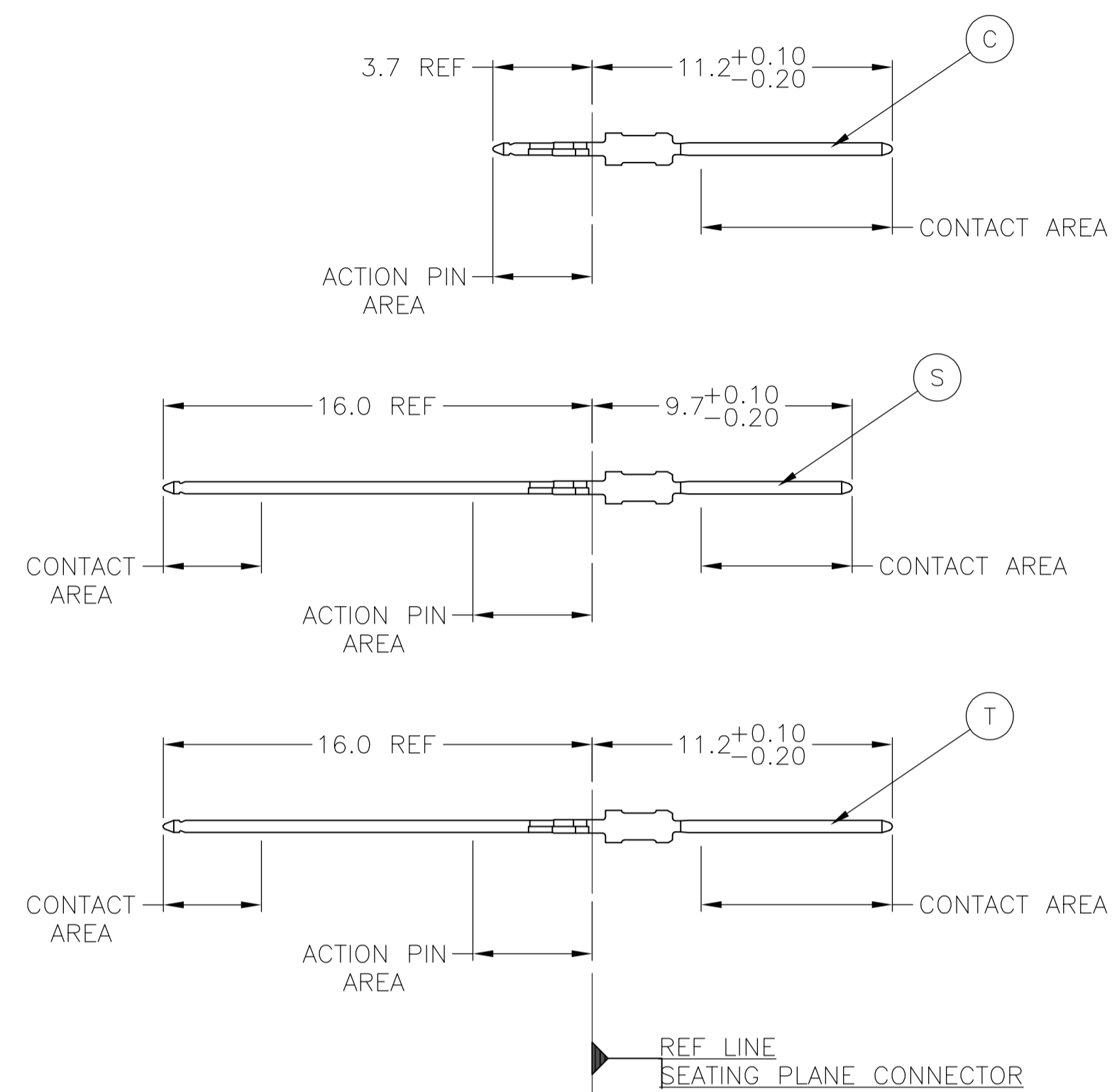


CONNECTOR ASSEMBLY EXAMPLARY LOADED



CONTACT DIMENSIONS

SCALE 5:1



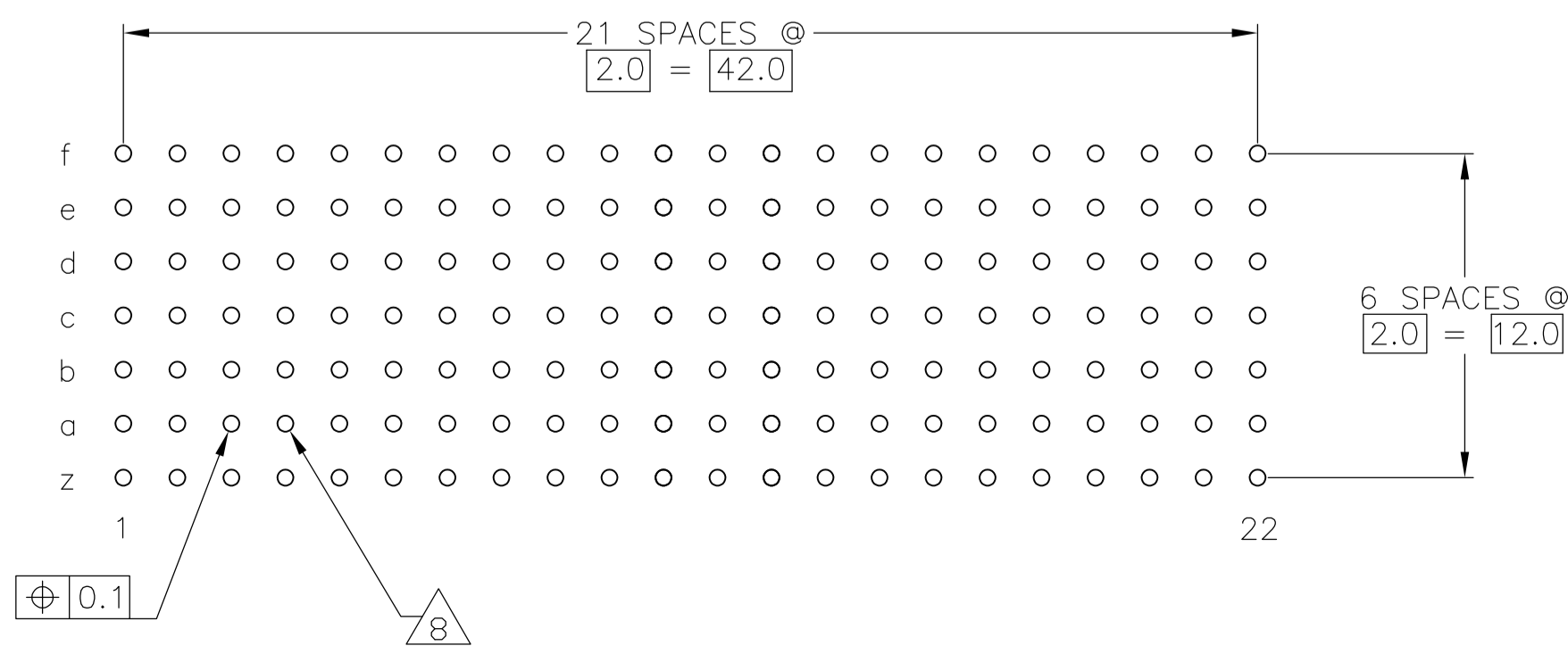
CONTACT LAYOUT

	z	a	b	c	d	e	f
1	T	S	S	S	S	S	T
2	T	S	S	S	S	S	T
3	T	S	S	S	S	S	T
4	T	S	S	S	S	S	T
5	T	S	S	S	S	S	T
6	T	S	S	S	S	S	T
7	T	S	S	S	S	S	T
8	T	S	S	S	S	S	T
9	T	S	S	S	S	S	T
10	T	S	S	S	S	S	T
11	C	S	S	S	S	S	C
12	C	S	S	S	S	S	C
13	T	S	S	S	S	S	T
14	T	S	S	S	S	S	T
15	T	S	S	S	S	S	T
16	T	S	S	S	S	S	T
17	T	S	S	S	S	S	T
18	T	S	S	S	S	S	T
19	T	S	S	S	S	S	T
20	T	S	S	S	S	S	T
21	T	S	S	S	S	S	T
22	T	S	S	S	S	S	T

RECOMMENDED PCB-HOLE LAYOUT COMPONENT SIDE SHOWN

PLATED THRU HOLES PARAMETERS

REFERENCE APPLICATION SPECIFICATION



2 6 12	1-6345112-9
2 5 12	6345112-9
2 4	6345112-4
2 3	6345112-1
FINISH	PART NUMBER

THIS DRAWING IS A CONTROLLED DOCUMENT.

DIMENSIONS: mm	TOLERANCES UNLESS OTHERWISE SPECIFIED: 0-PLC ± 1-PLC ±0.1 2-PLC ± 3-PLC ± 4-PLC ± ANGLES	DIN B CARBO CIK G SKIPPER APVD G SKIPPER PRODUCT SPEC	DE MAYOS DE MAYOS DE MAYOS	Tyco Electronics Corporation Harrisburg, Pa 17105-3608
MATERIAL 1	FINISH SEE TABLE	108-19082 APPLICATION SPEC 114-19029	NAME MALE ASSEMBLY, Z-PACK 2mm HM, TYPE B	RESTRICTED TO
CUSTOMER DRAWING		SIZE A1 CAGE CODE 00779 DRAWING NO. 6345112	SCALE 4:1	SHEET 1 OF 2

LOC		DIST		REVISIONS				
P	LTR	DESCRIPTION	DATE	DN	APVO			
AD	00	SEE SHEET 1	-	-	-			

- 1 MATERIAL:
CONTACT: PHOSPHOR BRONZE.
HOUSING: GLASS-FILLED POLYESTER.
- 2 GENERAL PLATING SPECIFICATION: UNDERPLATING
(ENTIRE CONTACT): 1.27µm MIN NICKEL AND ACTION
PIN: 0.5µm MIN TIN.
FOR PLATING OF MATING SURFACES SEE APPLICABLE
SPECIFICATION REFERENCE FOR EACH DASH NUMBER.
- 3 CONFORMS TO ALL TESTING ACCORDING TO IEC 61076-4-101
PERFORMANCE LEVEL 2.
- 4 CONFORMS TO ALL TESTING ACCORDING TO IEC 61076-4-101
PERFORMANCE LEVEL 1.
- 5 CONNECTOR TESTED AND QUALIFIED AGAINST TELCORDIA GR-1217-CORE QUALITY LEVEL 3,
CENTRAL OFFICE APPLICATIONS.
- 6 CONNECTOR TESTED AND QUALIFIED AGAINST TELCORDIA GR-1217-CORE QUALITY LEVEL 3,
UNCONTROLLED ENVIROMENT APPLICATIONS.
- 7 CONNECTOR MARKED WITH PART NUMBER AND DATE CODE.
ADDITIONAL CHARACTERS OR MARKINGS, AS WELL AS THE LOCATION OF THE MARKINGS,
MAY BE ADDED FOR TRACEABILITY BASED UPON MANUFACTURERS DISCRETION.
- 8 PLATED-THROUGH HOLES AT 2x2mm SQUARE GRID
PATTERN DEFINED BY CONTACT LAYOUT.
- 9 FOR ACTUAL PIN LOADING SEE "CONTACT LAYOUT".
- 10 FOR ACTUAL PIN DIMENSIONS SEE "CONTACT DIMENSIONS".
- 11 TO BE MEASURED AT BOTTOM OF SHROUD.
- 12 CONNECTOR LUBRICATED WITH BELCORE APPROVED LUBRICANT,
TECHNICAL REFERENCE: TR-NWT-001217 ISSUE 1, SEP 1992.

THIS DRAWING IS A CONTROLLED DOCUMENT.		DIN B CARBO GSKIPPER		Tyco Electronics Corporation Harrisburg, Pa 17105-3608	
DIMENSIONS: mm		TOLERANCES UNLESS OTHERWISE SPECIFIED: 0-PLC ± 1-PLC ±0.1 2-PLC ± 3-PLC ± 4-PLC ± ANGLES ±		Tyco Electronics NAME	
		PRODUCT SPEC 108-19082		MALE ASSEMBLY, Z-PACK 2mm HM, TYPE B	
MATERIAL SEE SHEET 1		FINISH SEE SHEET 1		APPLICATION SPEC 114-19029	
		WEIGHT -		SIZE A1	
		CUSTOMER DRAWING		SCALE 4:1 SHEET 2 OF 2 REV B	

单击下面可查看定价，库存，交付和生命周期等信息

[>>TE Connectivity\(泰科\)](#)