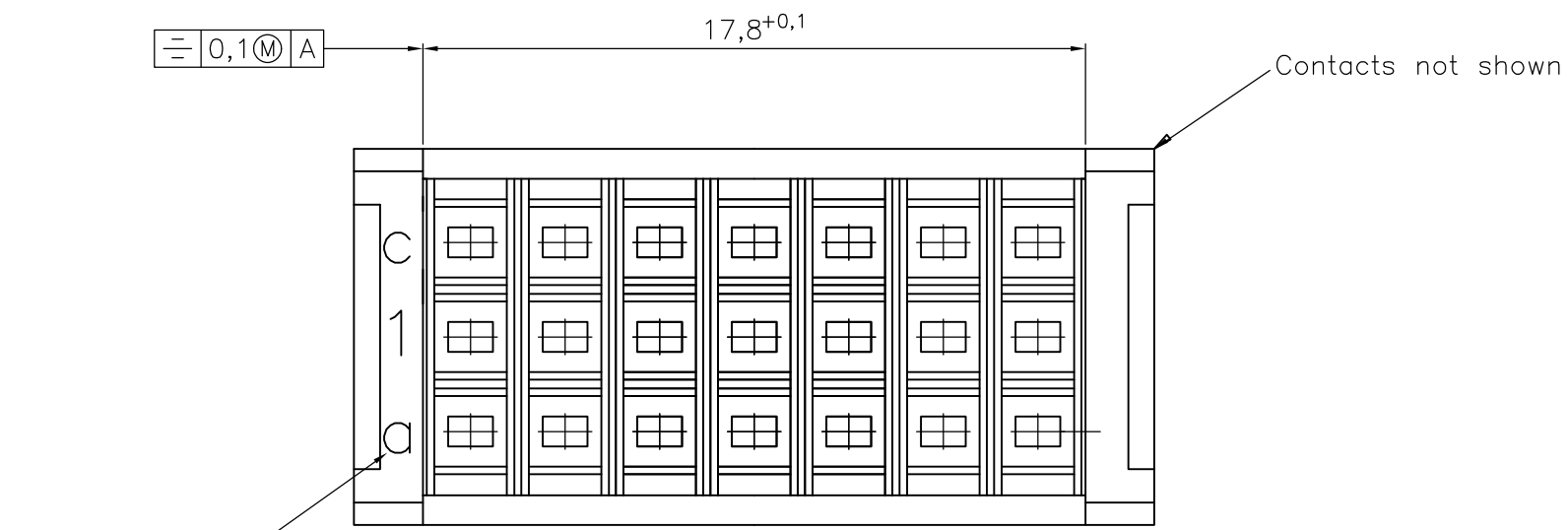


THIS DRAWING IS UNPUBLISHED. RELEASED FOR PUBLICATION
 © COPYRIGHT BY TYCO ELECTRONICS CORPORATION. ALL INTERNATIONAL RIGHTS RESERVED.

LOC		DIST		REVISIONS			
P	LTR	DESCRIPTION	DATE	DWN	APVD		
A		WO 00/7012	20-07-09	-	VS		
B		SR10-0250-02	24-05-02	-	BC		
B1		ECR-09-015706	24-11-09	AEG	MKO		



Marking E2-8
 DIN 30640;
 0.2 raised.

Solderpost

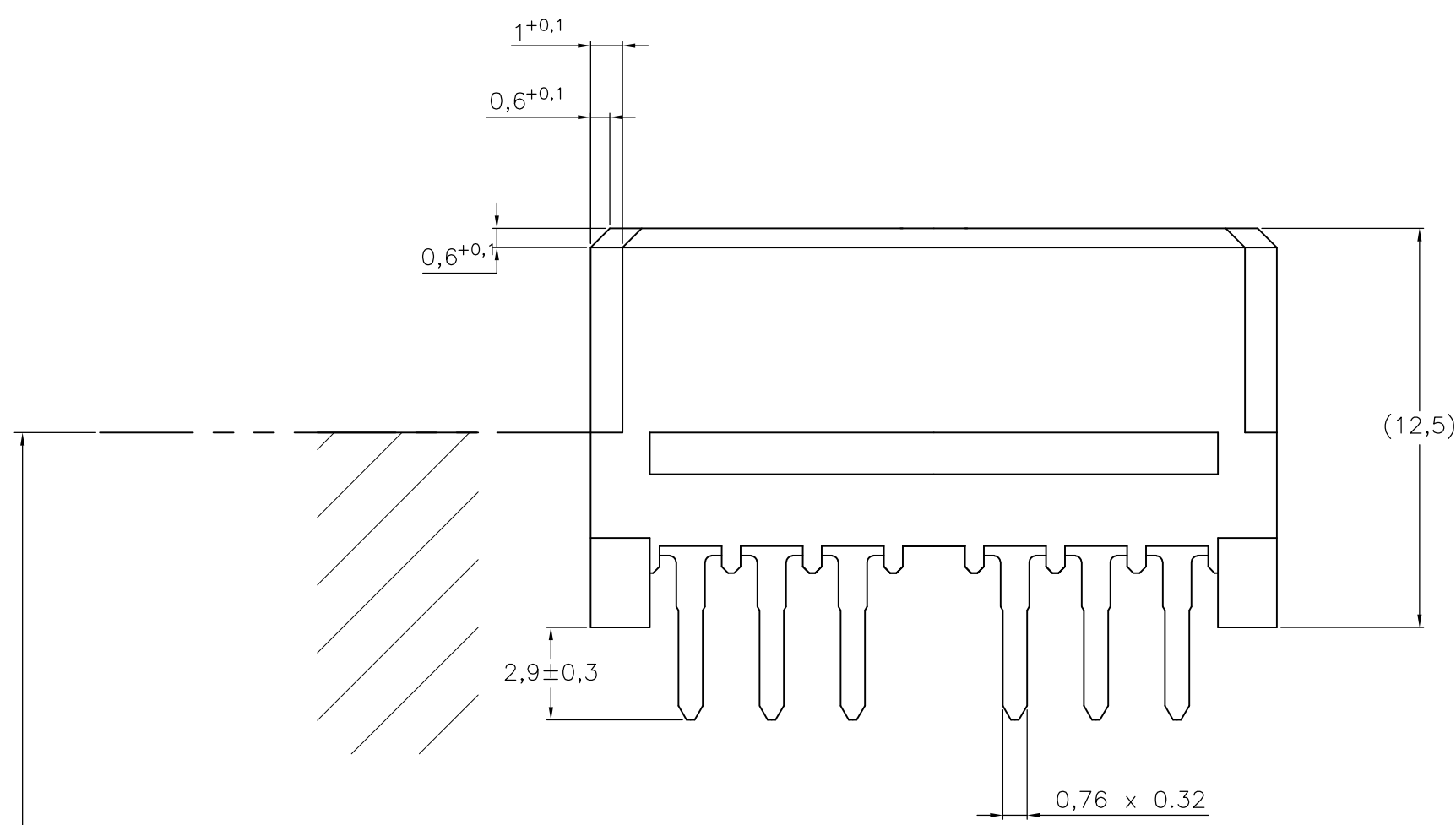


Cutting edges not plated.

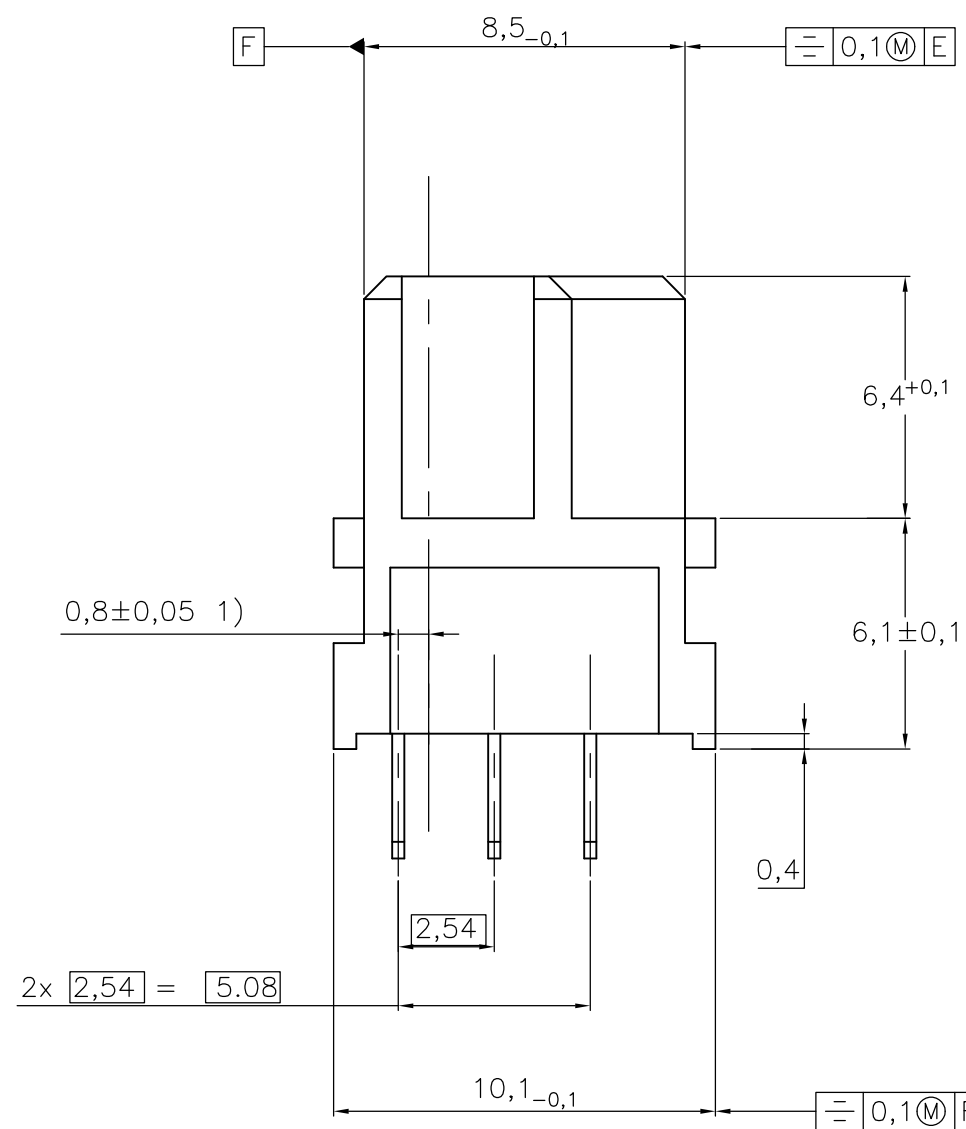
Loading Pattern (18 contacts)

	1	2	3	4	5	6	7
Row a	+	+	+	o	+	+	+
Row b	+	+	+	o	+	+	+
Row c	+	+	+	o	+	+	+

+ = contact
 o = no contact



Immersion-depth
 for anti-flux treatment



Specifications acc. IEC 603-2. Performance Level 2

Housing : PBTP 30% Glasfilled (UL94-V0)
 Pebblegrey similar RAL 7032
 Contact material : Copper Alloy
 Plating : Contact area : PdNi+Au or Au
 Termination area : Sn with flux-tight coating.

1) Center-displacement between termination- and contact-side.

Active Partnumber. Contact
 Tyco Electronics for other
 configuration availability

Old Partnumber	TE Part number
V42254-F2299-R6	1393657-4

THIS DRAWING IS A CONTROLLED DOCUMENT.		DWN Cuvelier	10JUN98	Tyco Electronics Corporation 's-Hertogenbosch, Nederland	
DIMENSIONS: mm		CHK -	APVD PD COM	NAME Receptacle Ass'y, Type R, 21 pos.	
TOLERANCES UNLESS OTHERWISE SPECIFIED:		PRODUCT SPEC -	APPLICATION SPEC -	V42254-F2299-R6-* -26	
0 PLC ± - 1 PLC ± - 2 PLC ± - 3 PLC ± - 4 PLC ± - ANGLES ± -		WEIGHT -	SIZE A2	CAGE CODE 00779	DRAWING NO C=1393657-4
MATERIAL -		CUSTOMER DRAWING		SCALE 5:1;10:1	SHEET 1 of 1
				REV B1	

单击下面可查看定价，库存，交付和生命周期等信息

[>>TE Connectivity\(泰科\)](#)