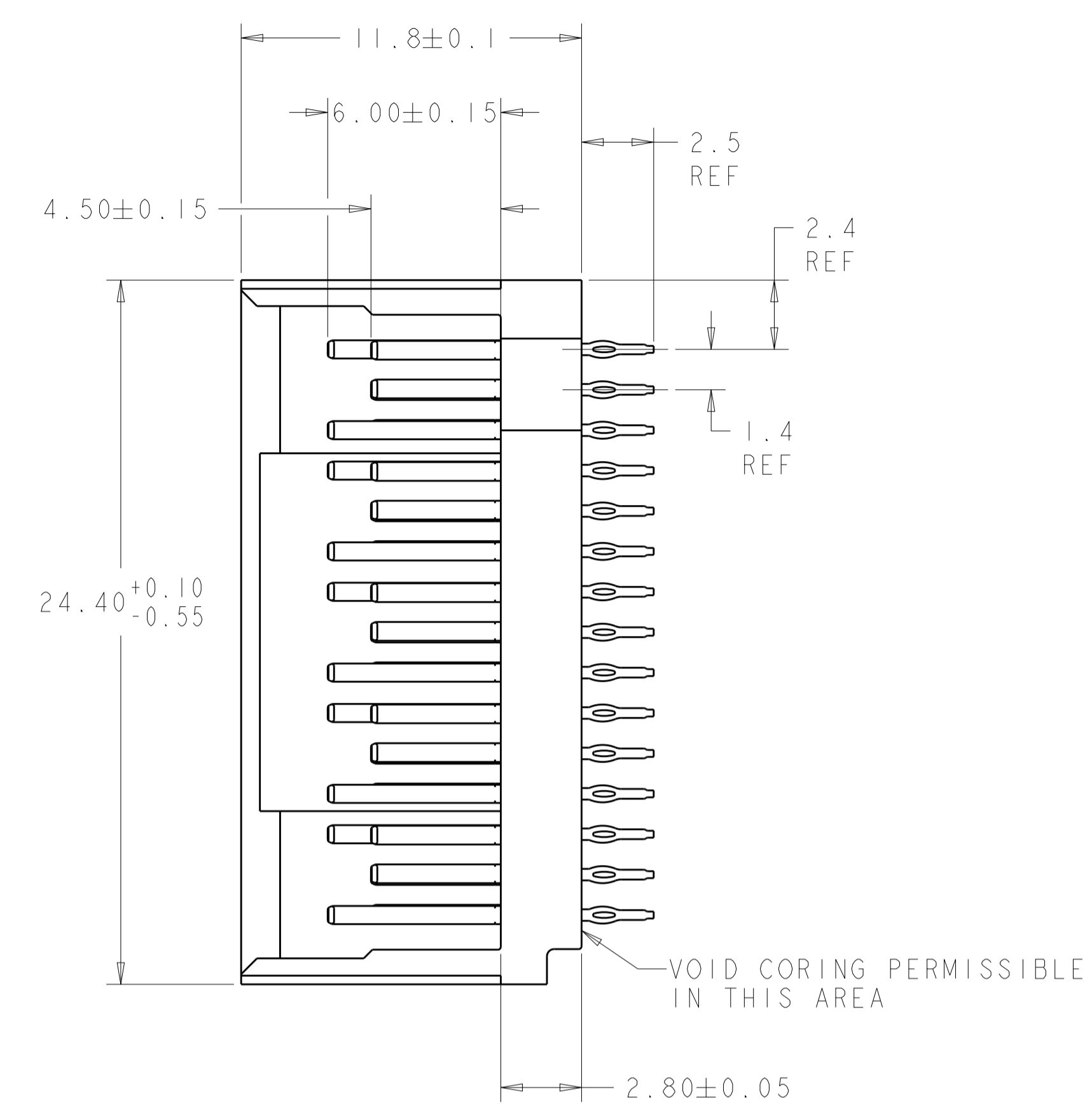
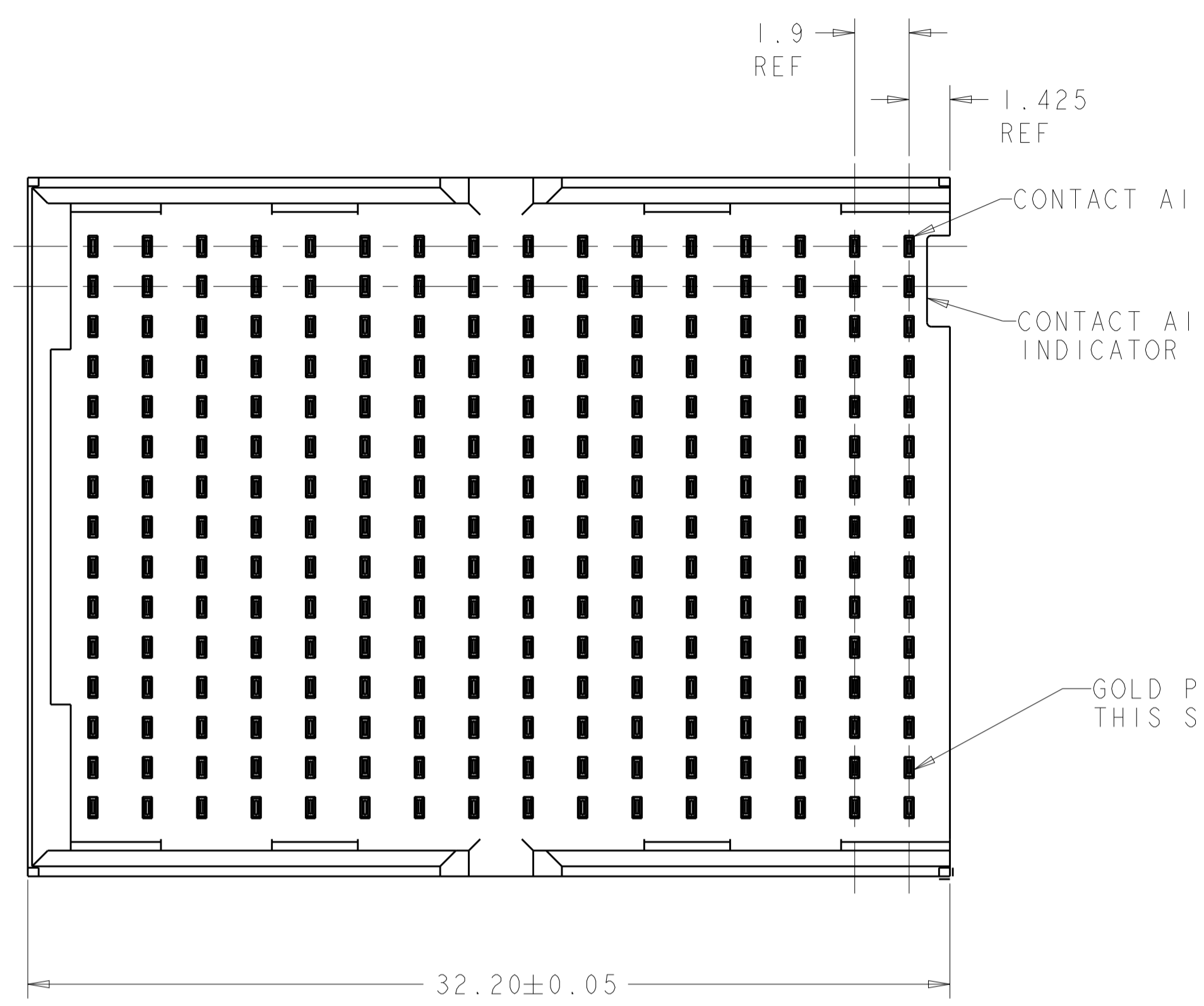
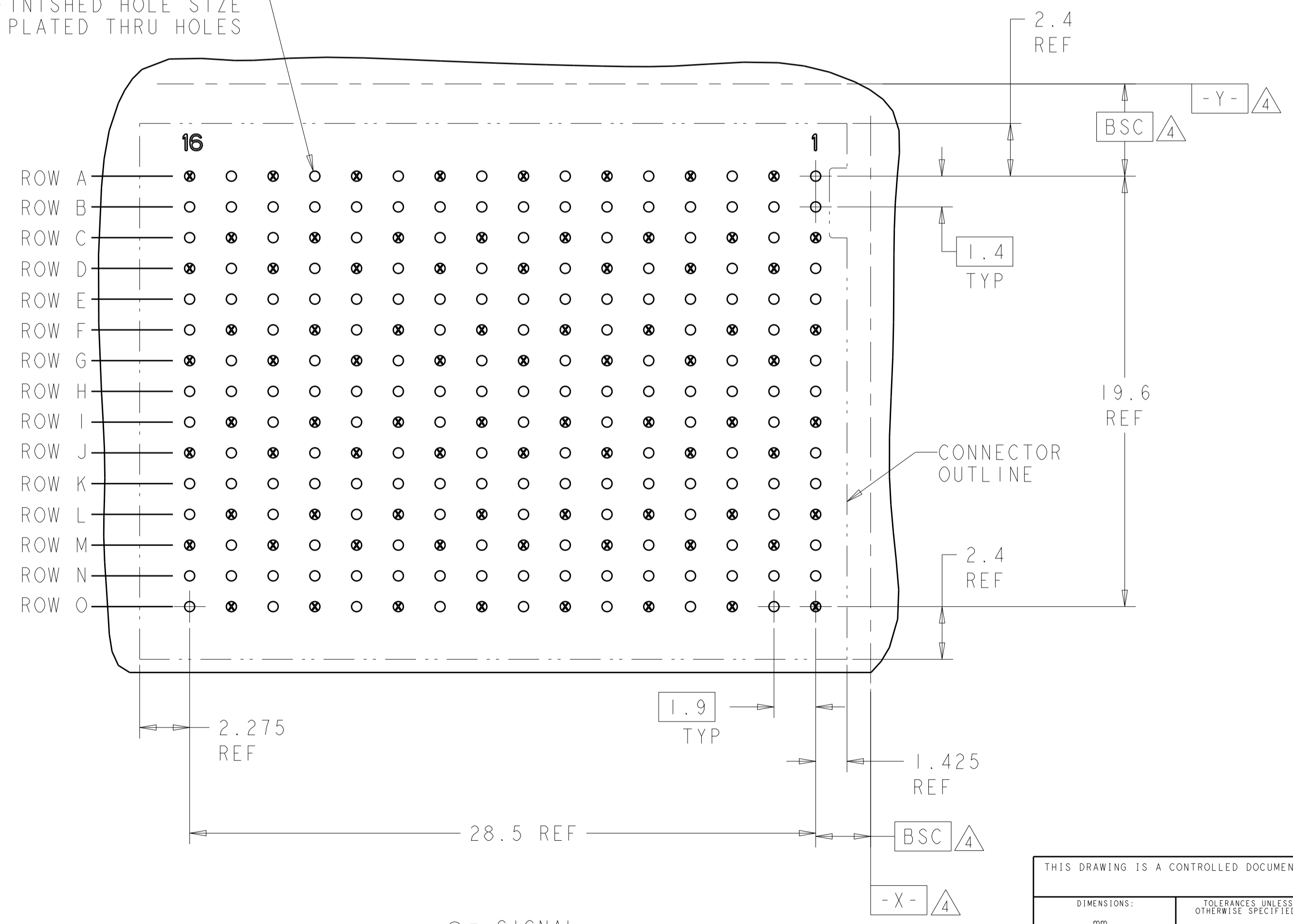
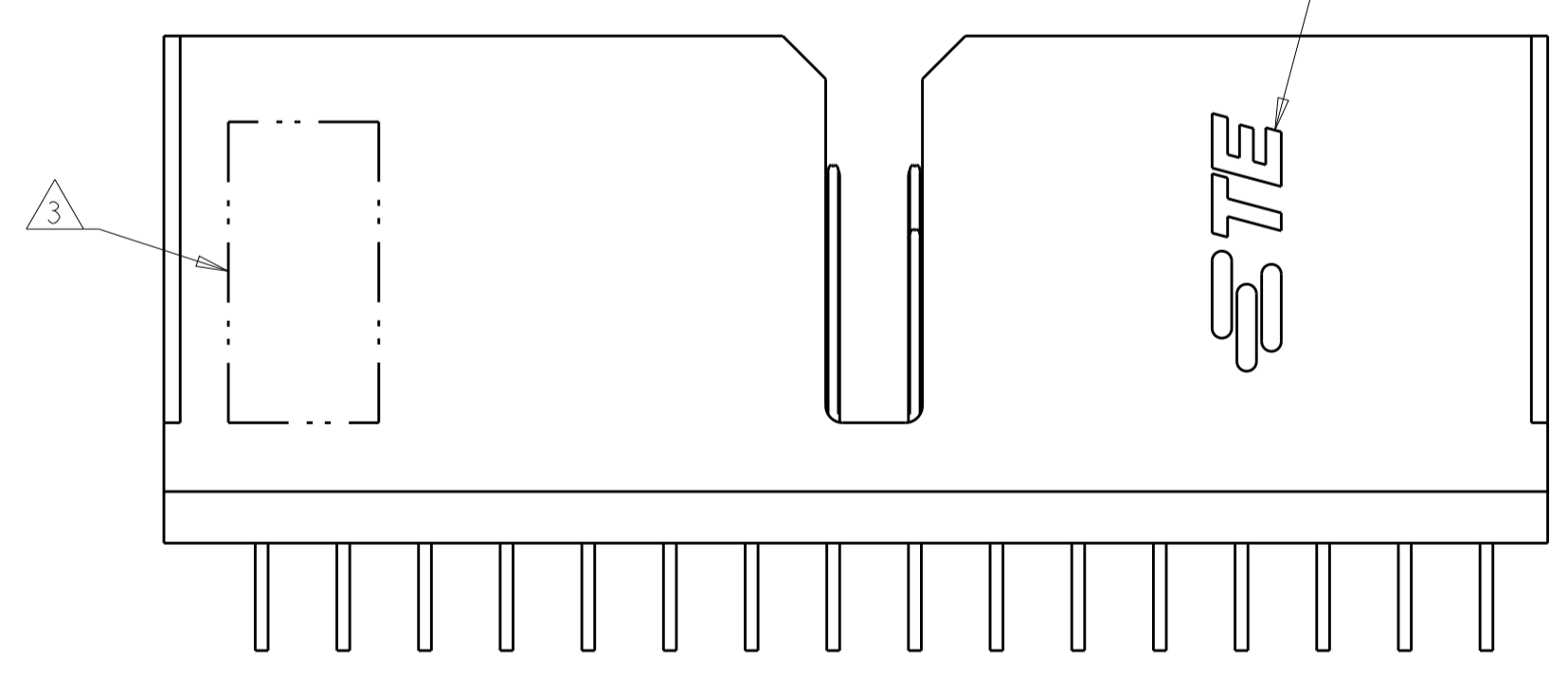


LOC	DIST	REVISIONS			
GP	00	REV	DATE	BY	CHK
		E	31 JUL 2013	KH	RP
		F	04 JUL 2019	AP	SY



- 1 MATERIAL:
CONTACT - PHOS BRONZE
HOUSING - LCP, UL 94V-0, COLOR - BLACK
- 2 FINISH: CONTACT
MATING AREA - 0.76µm MIN GOLD OVER 1.27µm MIN NICKEL
COMPLIANT PIN AREA - 0.5µm MIN MATTE TIN OVER 1.27µm MIN NICKEL
- 3 CONNECTOR MARKED WITH PART NUMBER, DATE CODE AND STANDARD IN APPROXIMATE AREA SHOWN
- 4 DATUMS AND BASIC DIMENSIONS ESTABLISHED BY CUSTOMER.
- 5. CONTACT AREA LUBRICATED WITH BELLCORE APPROVED LUBRICANT. TECHNICAL REFERENCE GR-1217-CORE, ISSUE 1, NOVEMBER 1995.
- 6 REFERENCE APPLICATION SPEC 114-13202 FOR RECOMMENDED PLATED THRU HOLE DIAMETER AND PLATING THICKNESSES.
- 7 SHOWN LOGO OR OTHER TE OWNED LOGOS IN APPROXIMATE AREA.

6 $\varnothing 0.05 \text{ (S)} \text{ X Y}$
 FINISHED HOLE SIZE AND PLATED THRU HOLES



○ = SIGNAL
 ⊗ = GROUND
 RECOMMENDED PC BOARD LAYOUT BACKPLANE,
 COMPONENT SIDE SHOWN
 SCALE 6:1

1934334-1
 PART NUMBER

THIS DRAWING IS A CONTROLLED DOCUMENT.		OWN B. MCMASTER 06 JUN 2007	TE Connectivity
DIMENSIONS: mm		CHK W. DAVIS 06 JUN 2007	
TOLERANCES UNLESS OTHERWISE SPECIFIED:		APVD W. DAVIS 06 JUN 2007	NAME HEADER ASSEMBLY, RIGHT WALL, 5 PAIR 16 COLUMN TinMan
0 PLC ±	1 PLC ±	PRODUCT SPEC	SIZE CAGE CODE DRAWING NO
2 PLC ±	3 PLC ±	APPLICATION SPEC	A1 00779 C=1934334
4 PLC ±	ANGLES ±	FINISH	RESTRICTED TO
MATERIAL	FINISH	WEIGHT	SCALE 6:1 SHEET 1 OF 1 REV F
CUSTOMER DRAWING			

单击下面可查看定价，库存，交付和生命周期等信息

[>>TE Connectivity\(泰科\)](#)