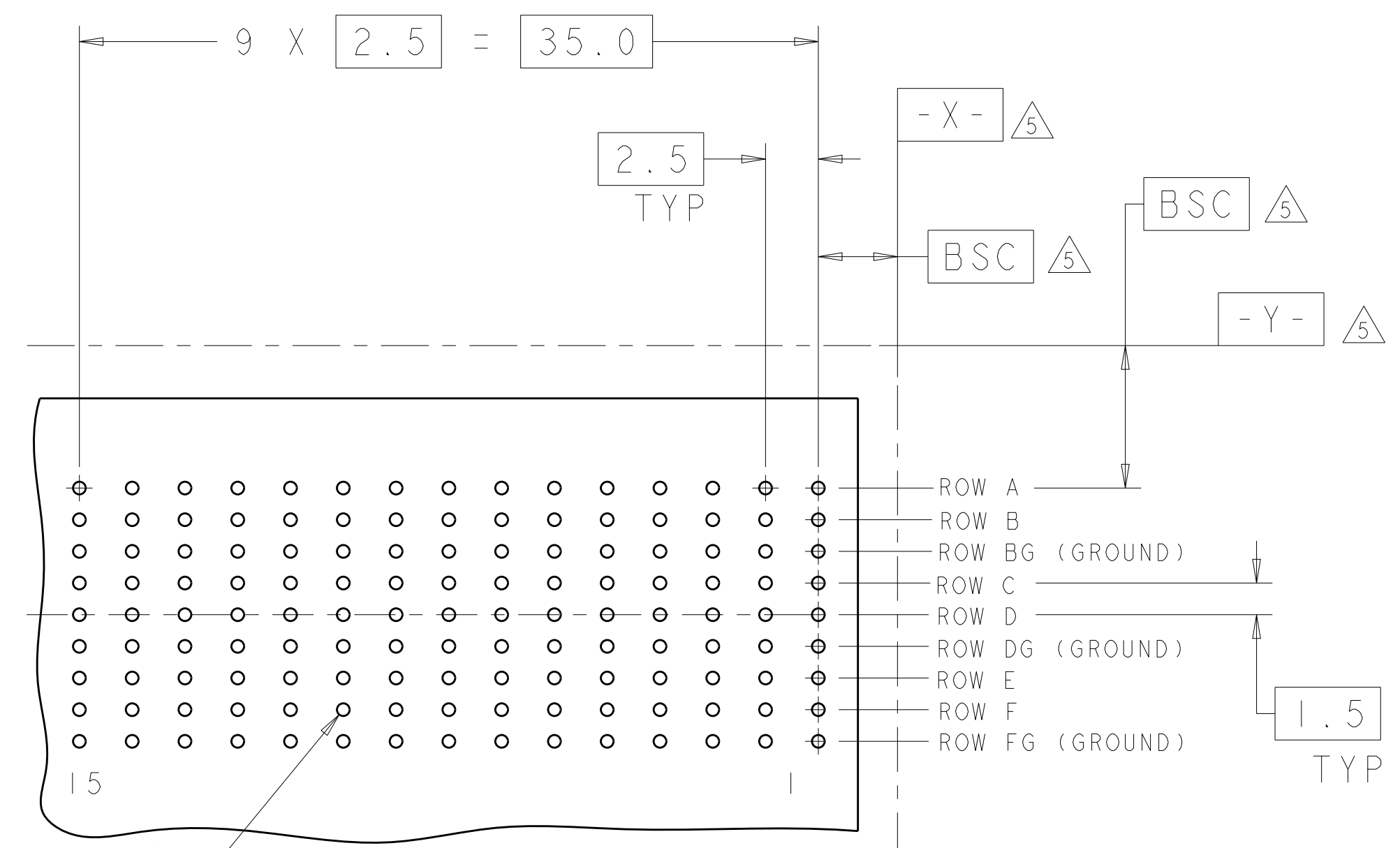
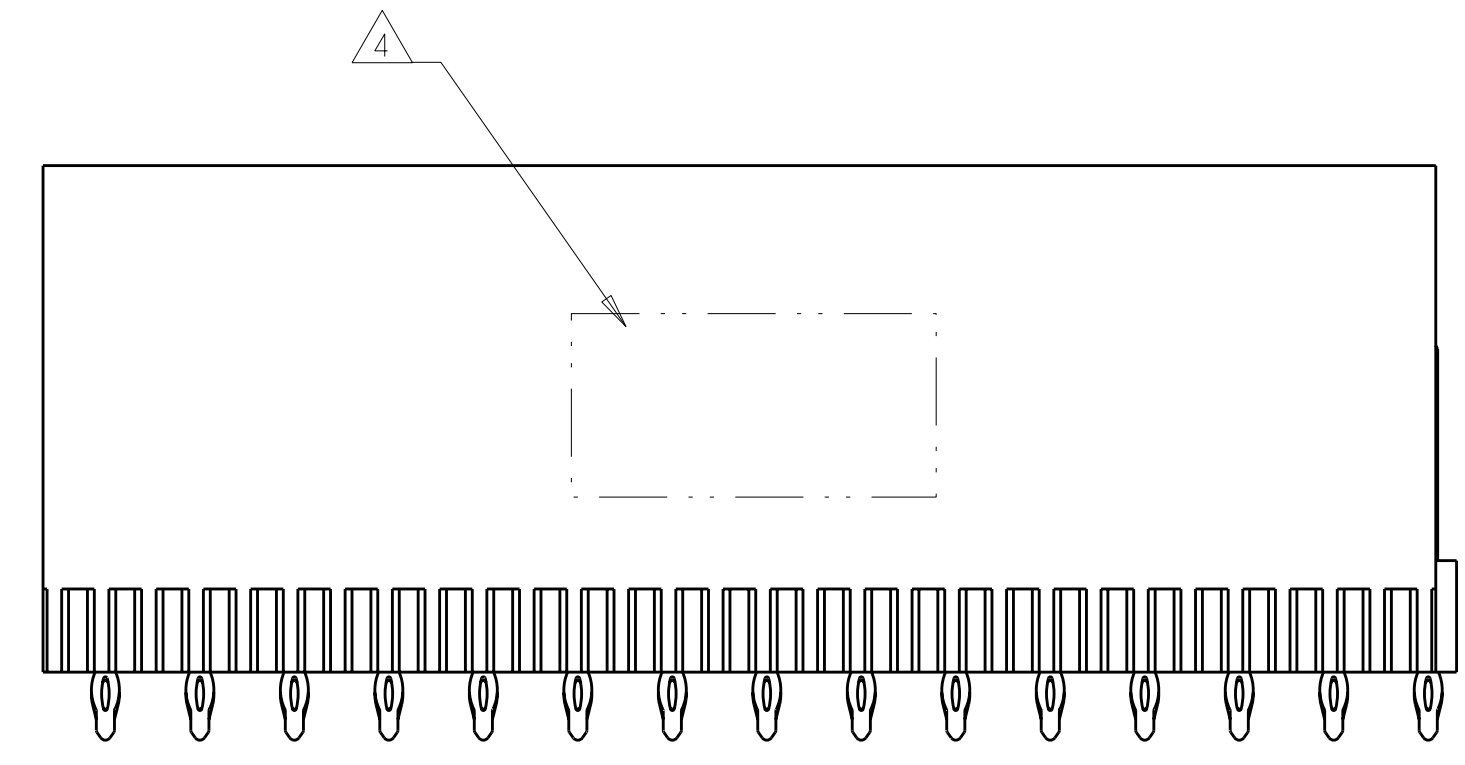
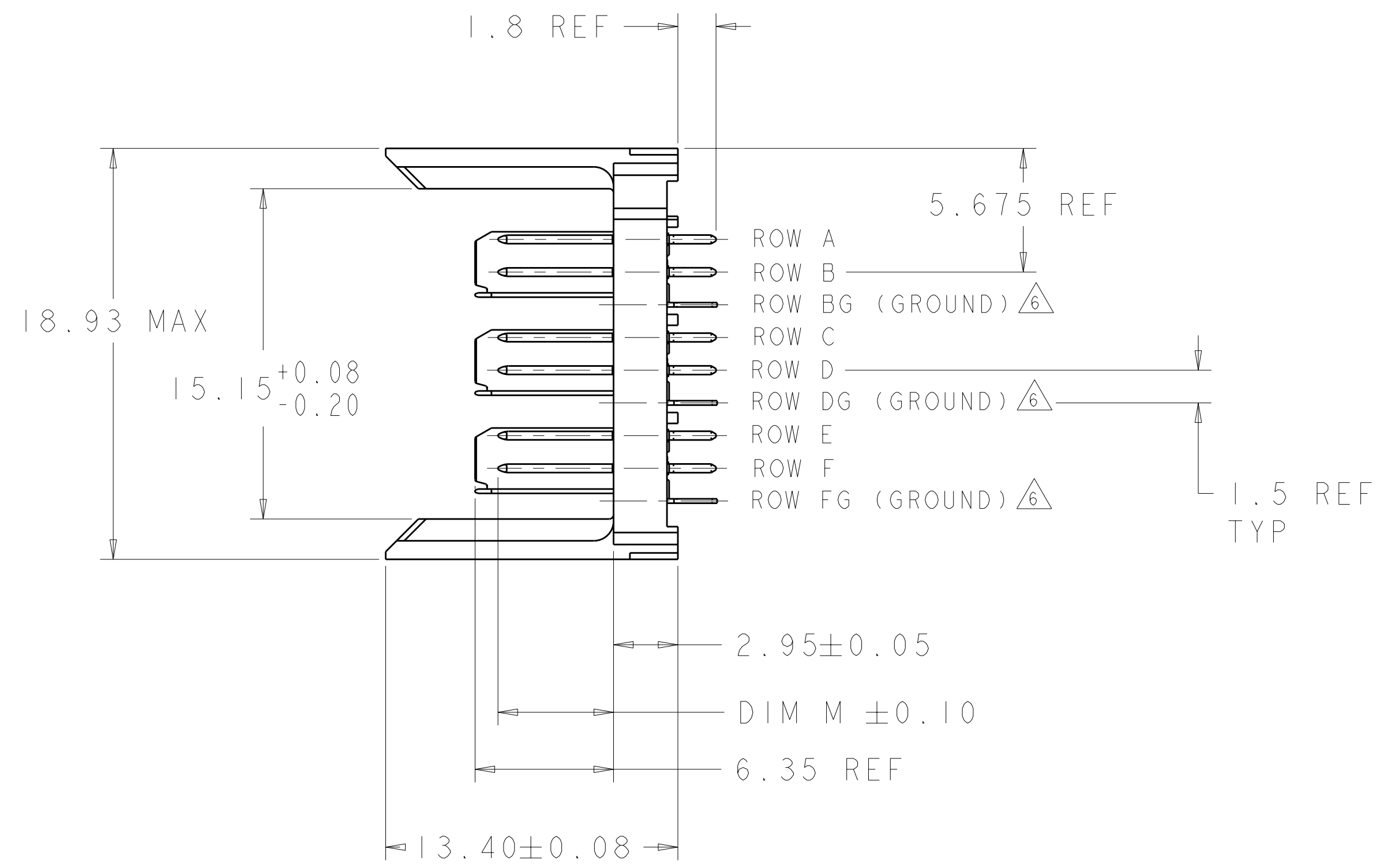
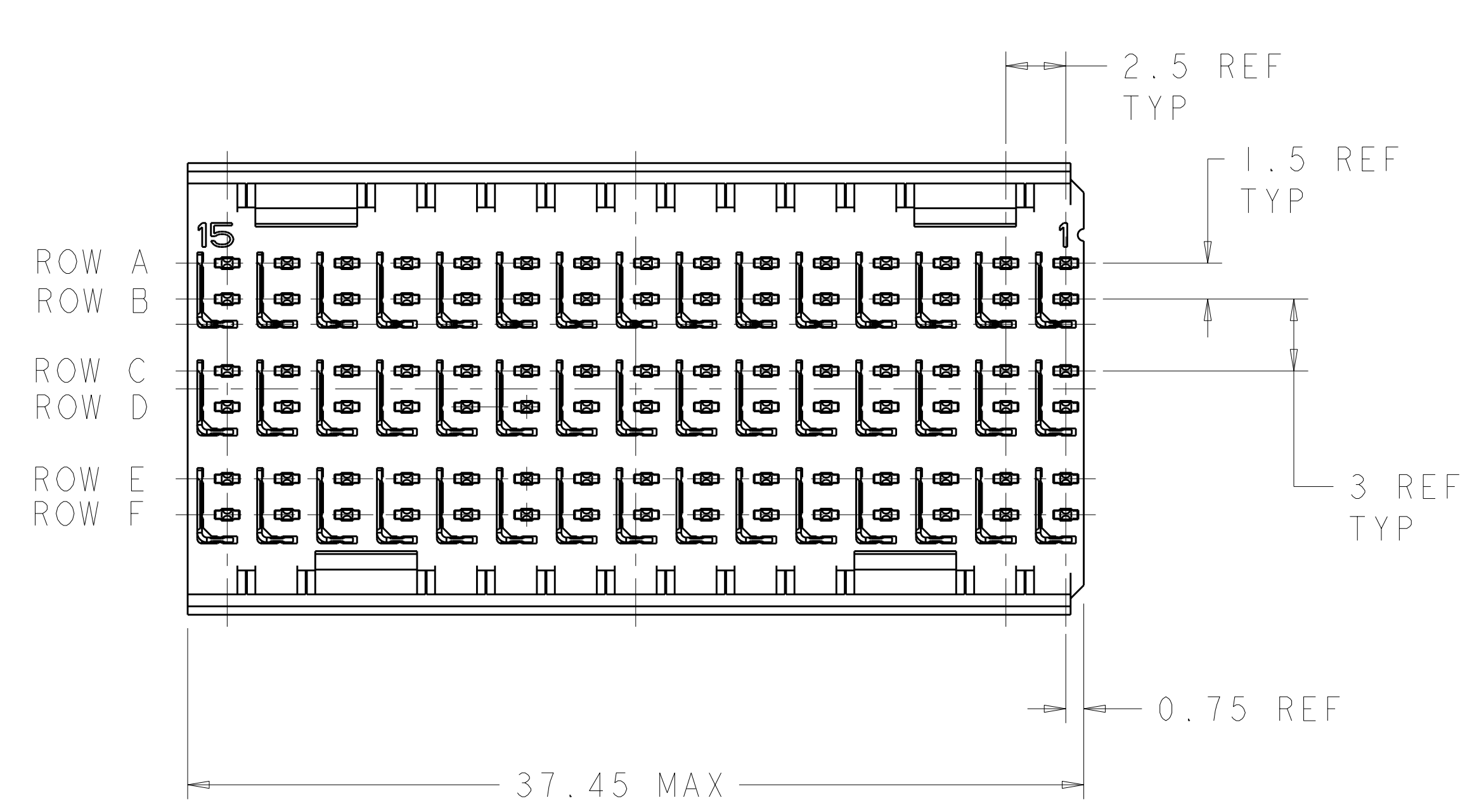


LOC		DIST		REVISIONS			
AD	00	P	LTR	DESCRIPTION	DATE	DWN	APVD
		C		REVISED PER ECO-12-000118	17JAN2012	KH	DD



⊕ | ∅0.05 | X | Y  
 ALL PLATED THRU HOLES

RECOMMENDED PC BOARD LAYOUT, BACKPLANE, COMPONENT SIDE SHOWN  
 SCALE 4:1

- 1 REFERENCE APPLICATION SPEC 114-13059 FOR RECOMMENDED PLATED THROUGH HOLE DIAMETER AND PLATING THICKNESSES.
- 2 MATERIAL:  
 CONTACT AND SHIELD - PHOSPHOR BRONZE  
 HOUSING - GLASS FILLED POLYESTER, UL 94V-0.
- 3 FINISH: SIGNAL AND GROUND CONTACTS:  
 MATING AREA: MEETS THE PERFORMANCE REQUIREMENTS OF PRODUCT SPECIFICATION 108-2055; BASED ON TELCORDIA GR-1217-CORE, APPLICATIONS IN UNCONTROLLED ENVIRONMENTS  
 COMPLIANT PIN AREA: 0.5 μm MIN MATTE TIN OVER BASE PLATING
- 4 CONNECTOR MARKED WITH PART NUMBER AND DATE CODE.
- 5 DATUMS AND BASIC DIMENSIONS ESTABLISHED BY CUSTOMER.
- 6 THE THREE GROUNDS IN EACH COLUMN ARE COMMONED.
- 7. CONTACT AREA LUBRICATED WITH BELLCORE APPROVED LUBRICANT. TECHNICAL REFERENCE: GR-1217-CORE, ISSUE 1, NOVEMBER 1995.

5.30	6469154-1
DIM M	PART NUMBER

THIS DRAWING IS A CONTROLLED DOCUMENT.		DWN B. CABBO 12DEC2006	TE Connectivity	
DIMENSIONS: mm		CHK R. PATTERSON 12DEC2006	NAME HEADER ASSEMBLY, 3 PAIR, 1.8mm TAIL, 37.5mm, HMZd	
TOLERANCES UNLESS OTHERWISE SPECIFIED: 9 PLC ± 5 PLC ± 4 PLC ± ANGLES ±		APVD R. PATTERSON 12DEC2006	PRODUCT SPEC APPLICATION SPEC	
MATERIAL FINISH		WEIGHT	SIZE A100779C=6469154	RESTRICTED TO
CUSTOMER DRAWING		SCALE 5:1	SHEET 1 OF 1	REV C

单击下面可查看定价，库存，交付和生命周期等信息

[>>TE Connectivity\(泰科\)](#)