

4

3

2

1

THIS DRAWING IS UNPUBLISHED RELEASED FOR PUBLICATION - ,2018.

© COPYRIGHT - 2017 by TE Connectivity Germany GmbH ALL RIGHTS RESERVED.

REVISIONS

P	LTR	DESCRIPTION	DATE	DWN	APVD
	A1	REVISED PER ECR-19-000980	24JAN2019	SR	JDB

- △ Material:
COVER : LCP, black, UL-94-V0
HEADER : Black WH-9100, UL-94-V0
LEAD FRAME: C5191-HV170-190 °
SOLDER PIN PLATING: 7 μm (275 μinch) TIN 1.27 μm (50 μinch) NICKEL OVER ALL
- 2 THE PART IS RECOMMENDED FOR REFLOW SOLDERING PROCESS PEAK
SOLDERING: TEMPERATURE MAX. +260 °C/-5 °C, MAX. 30s
- 3 OPERATING TEMPERATURE: T= -40 °C TO +105 °C
- 4 STORAGE TEMPERATURE: T= -40 °C TO +85 °C
- 5 MEET IEEE 802.3u REQUIRMENT
- △ 6 UNLESS OTHERWISE SPECIFIED, SEE TABLE FOR ALL DIMENSIONS TOLERANCES
- 7 PACKAGING: TUBE ACCORDING TO PACKAGING SPECIFICATION 107-18128

SUGGESTED PCB LAYOUT

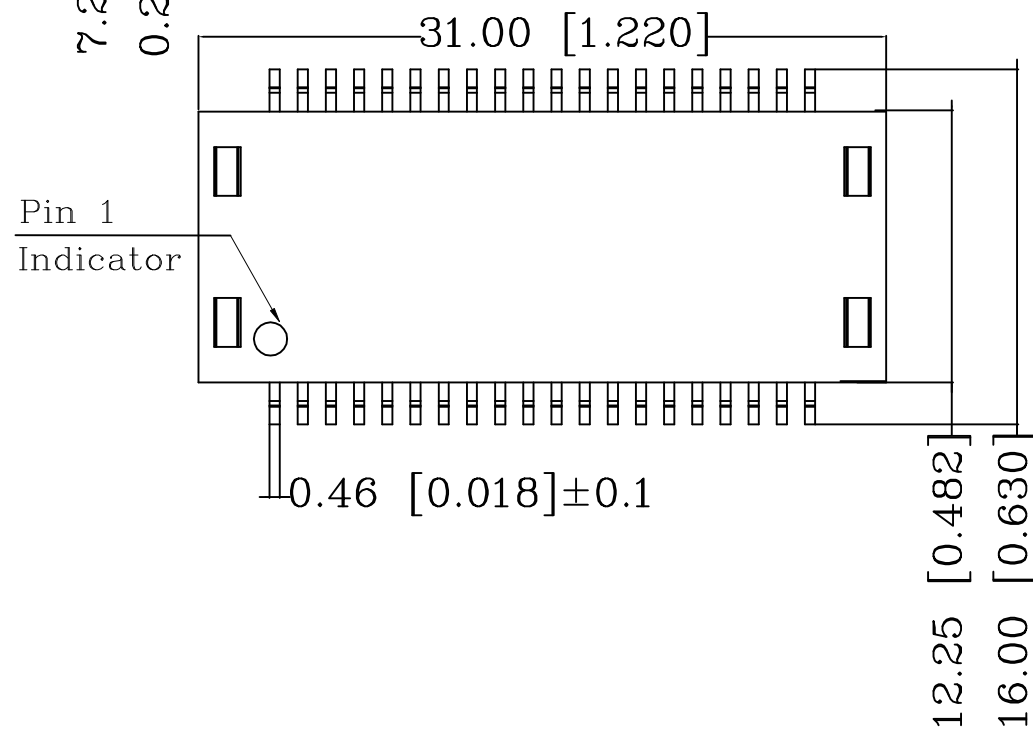
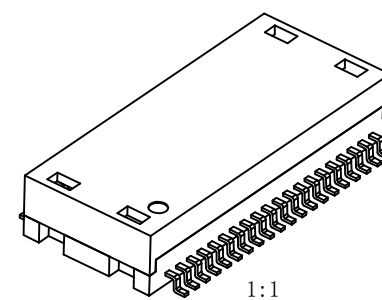
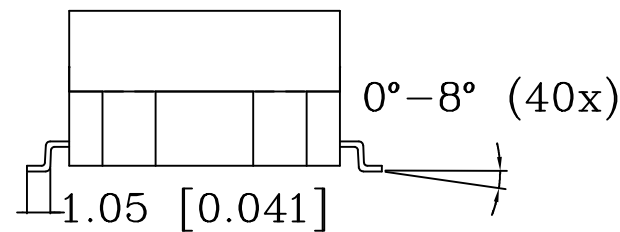

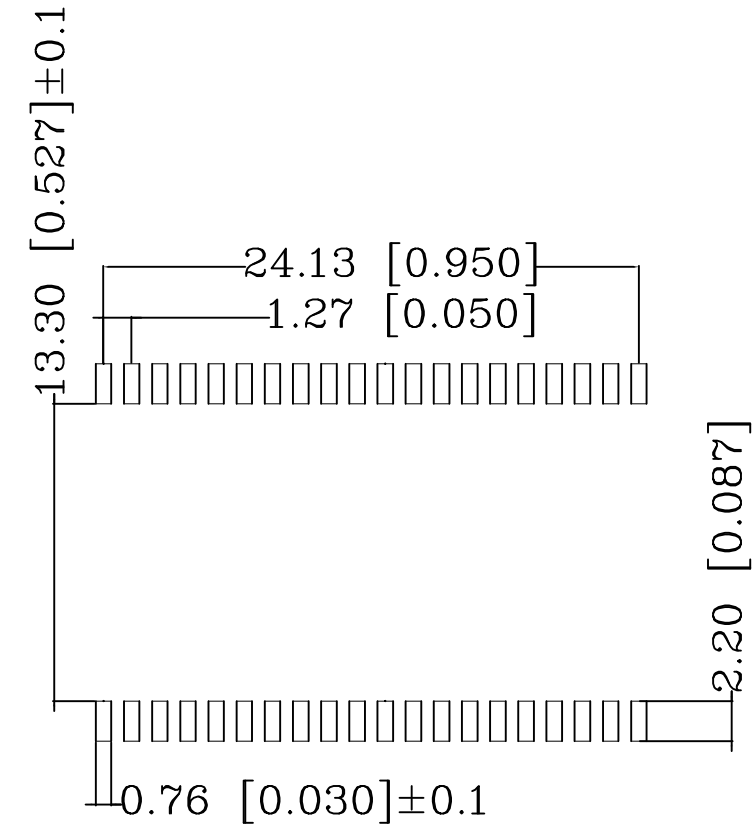


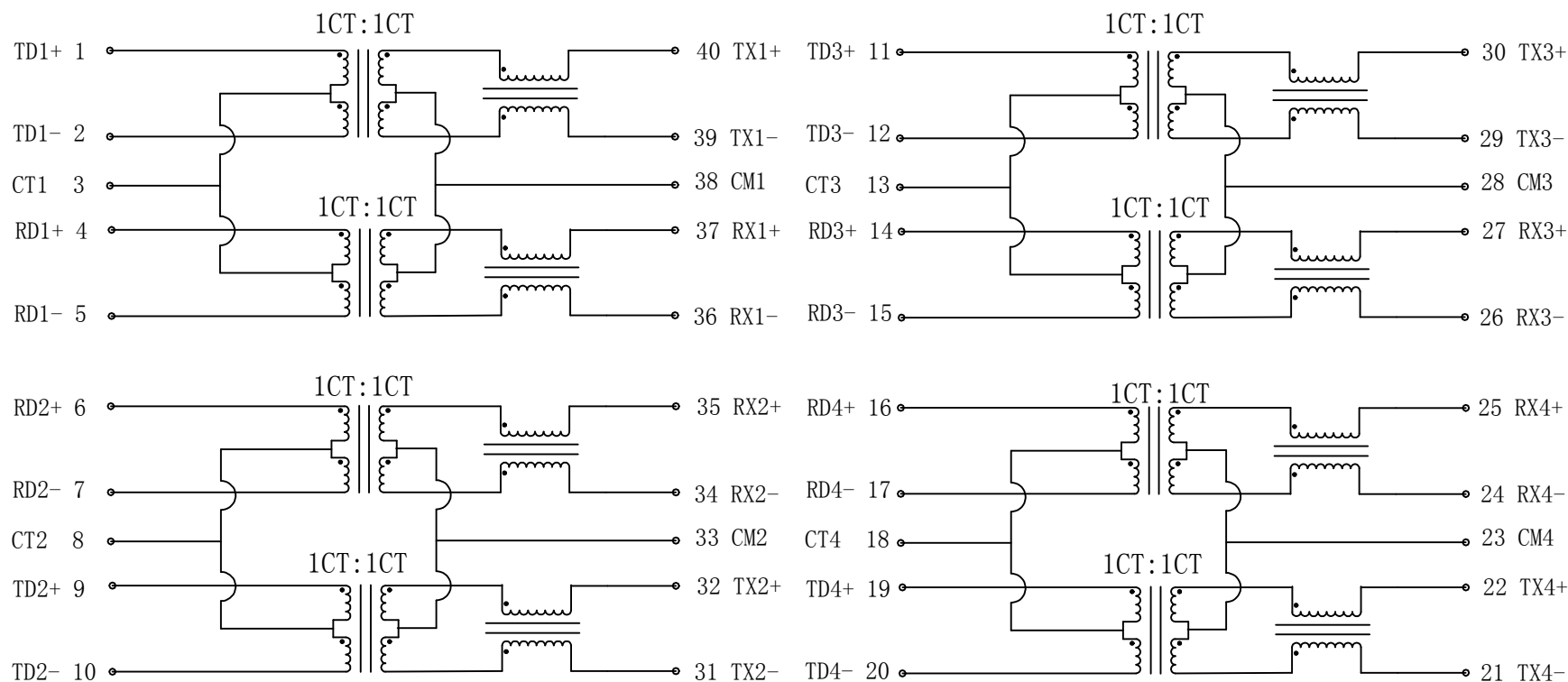
TABLE OF TOLERANCE (mm)	
RANGE	TOLERANCE
0-10	±0.15
>10-40	±0.25
>40-70	±0.30
>70	±0.40

THIS DRAWING IS A CONTROLLED DOCUMENT.		DWN	05JUL2018		TE TE Connectivity
		CHK	18JAN2019		
		APVD	18JAN2019		
		NAME	J. DE BRUIJN		
DIMENSIONS: mm [INCHES]		TOLERANCES UNLESS OTHERWISE SPECIFIED:		PRODUCT SPEC	
		0 PLC ± -		108-94693	
		1 PLC ± -		APPLICATION SPEC	
		2 PLC ± -		114-94555	
		3 PLC ± -		WEIGHT	
4 PLC ± -		FINISH		SIZE	
ANGLES ± -		1		A3	
MATERIAL		1		CAGE CODE	
				00779	
				DRAWING NO	
				5-2337826-1	
				RESTRICTED TO	
				-	
				SCALE	
				3:1	
				SHEET	
				1 of 2	
				REV	
				A1	
				CUSTOMER DRAWING	

REVISIONS

P	LTR	DESCRIPTION	DATE	DWN	APVD
-	-	SEE SHEET 1	-	-	-

CIRCUIT DIAGRAM



Electrical Specifications @ 25 °C
(Unless other specified meet IEEE 802.3 Specification)

Turn Ratio	1CT:1CT ±2%	
Inductance (OCL) @100kHz/0.1V with 8mA DC Bias	350 µH min.	
Insertion Loss	0.1-100MHz	-1 dB max.
	1-30MHz	-18 dB min.
Return Loss (Zout = 100 OHMS)	40MHz	-14.4 dB min.
	50MHz	-13.1 dB min.
	80MHz	-12 dB min.
	100MHz	-10 dB min.
Crosstalk	30MHz	-40 dB min.
	60MHz	-35 dB min.
	100MHz	-30 dB min.
DCMR	30MHz	-40 dB min.
	60MHz	-35 dB min.
	100MHz	-30 dB min.
Isolation Voltage (Input - Output)	1500 Vrms	



CONTROL CODE

DATE CODE

"0213"

YY-YEAR

WW-WEEK

THIS DRAWING IS A CONTROLLED DOCUMENT.

DIMENSIONS: mm [INCHES]	TOLERANCES UNLESS OTHERWISE SPECIFIED:	DWN GANESH C M 18JAN2019	TE Connectivity NAME DISCR.ETH.MAG. 10/100 QUAD SMT
	0 PLC ± - 1 PLC ± - 2 PLC ± - 3 PLC ± - 4 PLC ± - ANGLES ± -	CHK A.C. NGOUMGANG 18JAN2019	
MATERIAL	FINISH	APVD J. DE BRUIJN 18JAN2019	
		PRODUCT SPEC 108-94693	
		APPLICATION SPEC 114-94555	RESTRICTED TO
		WEIGHT	SIZE A3
		CUSTOMER DRAWING	CAGE CODE 00779
			DRAWING NO 5-2337826-1
			SCALE 3:1
			SHEET 2 of 2
			REV A1

单击下面可查看定价，库存，交付和生命周期等信息

[>>TE Connectivity\(泰科\)](#)