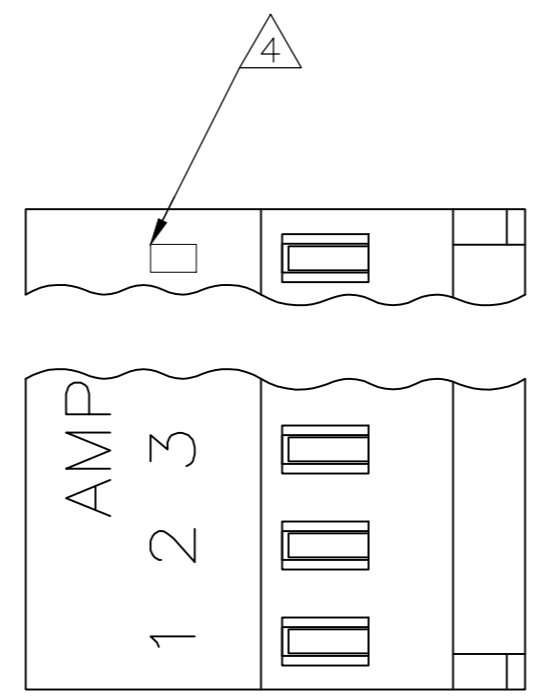


THIS DRAWING IS UNPUBLISHED. RELEASED FOR PUBLICATION  
 © COPYRIGHT - By - TE CONNECTIVITY ALL RIGHTS RESERVED.

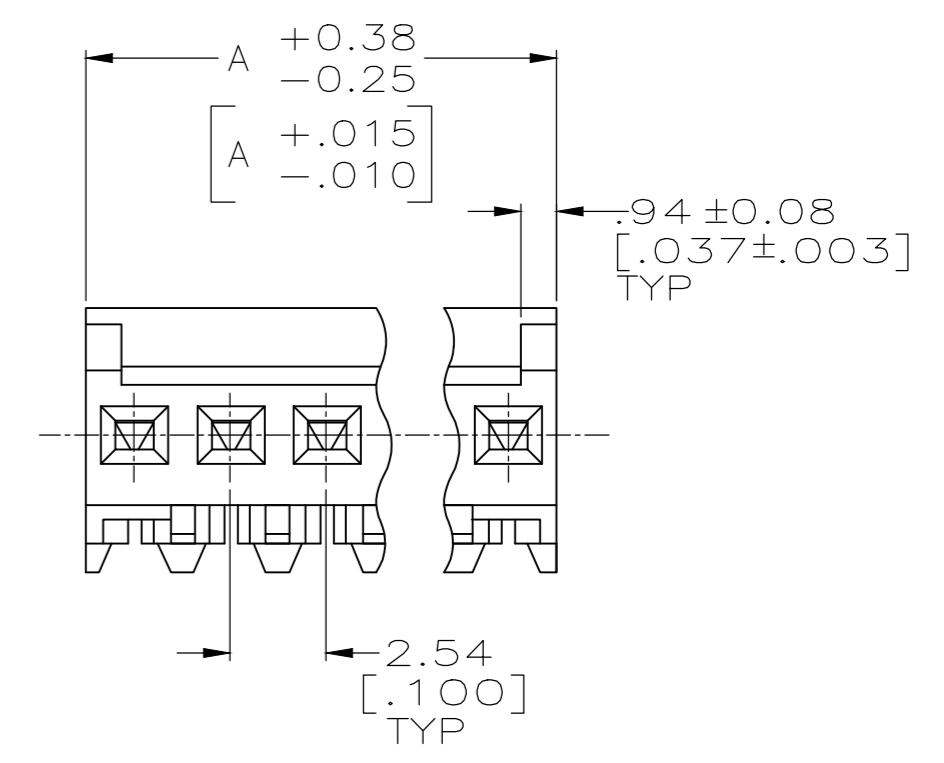
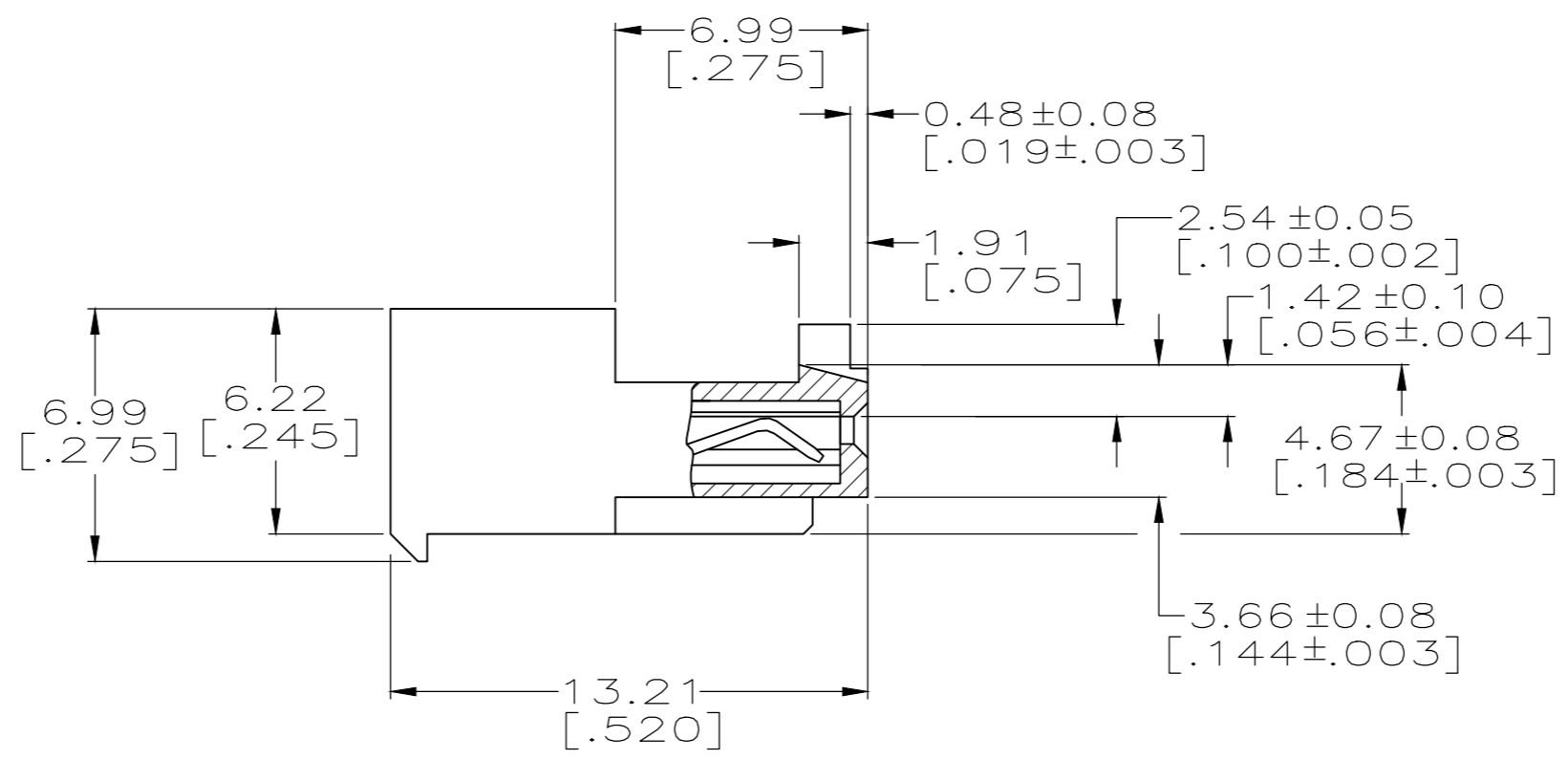
LOC		DIST		REVISIONS			
P	LTR	DESCRIPTION		DATE	DWN	APVD	
CM	00	P		REVISED PER ECR-20-000541	15MAY2020	PC	SW

- 1 MATERIAL: CONNECTOR-NYLON UL94V-2 (RED).  
CONTACTS-0.30 [.012] THICK COPPER ALLOY 0.00038 [.000015] GOLD OR 0.00038 [.000015] TOTAL GOLD FLASH OVER PALLADIUM NICKEL, PER TE CONNECTIVITY'S DISCRETION, IN CONTACT AREA WITH MATTE TIN FOR 641190-2 THRU 2-641190-8, MATTE WHISKER MITIGATED TIN FOR 3-641190-2 THRU 5-641190-8 OVER NICKEL UNDERPLATE.
- 2 CONTACTS ACCEPT 22 AWG WIRE WITH 1.52[.060] MAX INSULATION DIAMETER.
- 3 CONTACTS MUST ACCEPT 0.64#0.03[.025] POST AND REMAIN LOCKED IN POSITION.
- 4 IDENTIFICATION NUMBER FOR LAST CIRCUIT MAY NOT APPEAR ON ALL ASSEMBLIES.
- 5 DIMENSIONS IN BRACKETS ARE IN INCHES.
- 6 HOUSING FEATURES ARE: CLOSED END WITH LOCKING RAMP AND WITH POLARIZING TAB.
- 7 OBSOLETE PARTS: OBSOLETE CIS STREAMLINING PER D.RENAUD/D.SINISI

NO	60.96[2.400]	24	5-644038-4
NO	58.42[2.300]	23	5-644038-3
NO	55.88[2.200]	22	5-644038-2
NO	53.34[2.100]	21	5-644038-1
NO	50.80[2.000]	20	5-644038-0
NO	48.26[1.900]	19	4-644038-9
NO	45.72[1.800]	18	4-644038-8
NO	43.18[1.700]	17	4-644038-7
NO	40.64[1.600]	16	4-644038-6
NO	38.10[1.500]	15	4-644038-5
NO	35.56[1.400]	14	4-644038-4
NO	33.02[1.300]	13	4-644038-3
NO	30.48[1.200]	12	4-644038-2
NO	27.94[1.100]	11	4-644038-1
NO	25.40[1.000]	10	4-644038-0
NO	22.86[.900]	9	3-644038-9
NO	20.32[.800]	8	3-644038-8
NO	17.78[.700]	7	3-644038-7
NO	15.24[.600]	6	3-644038-6
NO	12.70[.500]	5	3-644038-5
NO	10.16[.400]	4	3-644038-4
NO	7.62[.300]	3	3-644038-3
NO	5.08[.200]	2	3-644038-2



NO	60.96[2.400]	24	2-644038-4	SUPERSEDED	7
NO	50.80[2.000]	20	2-644038-0	SUPERSEDED	7
NO	40.64[1.600]	16	1-644038-6		
NO	38.10[1.500]	15	1-644038-5		
NO	35.56[1.400]	14	1-644038-4		
NO	33.02[1.300]	13	1-644038-3		
NO	30.48[1.200]	12	1-644038-2		
NO	27.94[1.100]	11	1-644038-1		
NO	25.40[1.000]	10	1-644038-0		
NO	22.86[.900]	9	644038-9		
NO	20.32[.800]	8	644038-8		
NO	17.78[.700]	7	644038-7		
NO	15.24[.600]	6	644038-6		
NO	12.70[.500]	5	644038-5		
NO	10.16[.400]	4	644038-4		
NO	7.62[.300]	3	644038-3		
NO	5.08[.200]	2	644038-2		



THIS DRAWING IS A CONTROLLED DOCUMENT.		DWN S. CARPENTER 12JUN2003		
DIMENSIONS: mm [INCHES]		CHK D. BOSSI 12JUN2003		
TOLERANCES UNLESS OTHERWISE SPECIFIED:		APVD D. BOSSI 12JUN2003	NAME MTA-100 CONNECTOR ASSEMBLY, 22 AWG, STANDARD	
0 PLC ±		PRODUCT SPEC 108-1050	SIZE A2	
1 PLC ±		APPLICATION SPEC 114-1019	CAGE CODE 00779	DRAWING NO 644038
2 PLC ±		MATERIAL 1	RESTRICTED TO -	SCALE 5:1
3 PLC ± 0.13 [.005]		FINISH 1	SHEET 1 of 1	REV P
4 PLC ±		CUSTOMER DRAWING		
ANGLES ±				

单击下面可查看定价，库存，交付和生命周期等信息

[>>TE Connectivity\(泰科\)](#)