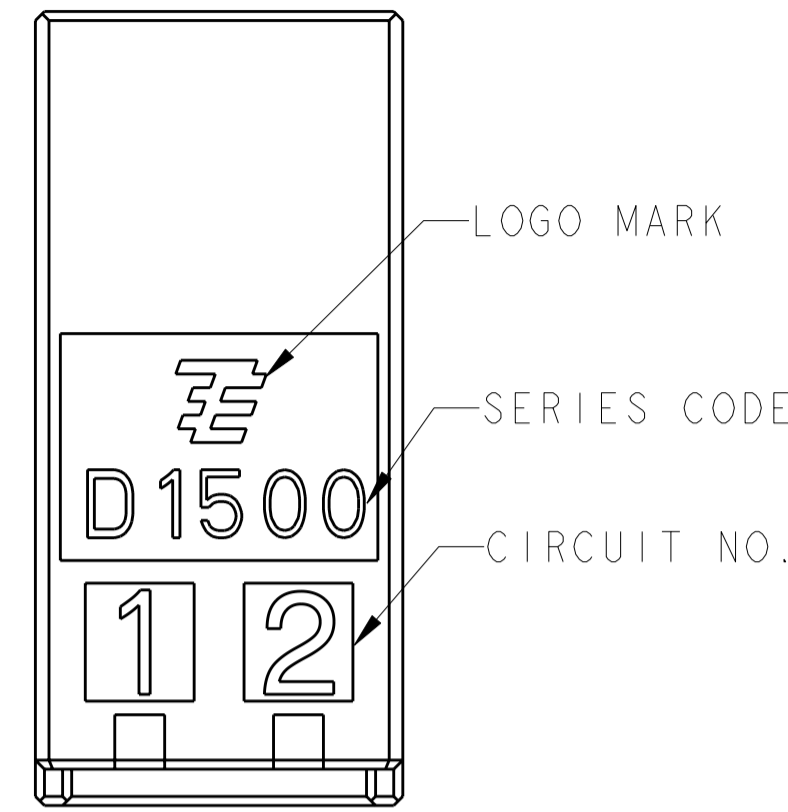


THIS DRAWING IS UNPUBLISHED. RELEASED FOR PUBLICATION 2005
 © COPYRIGHT 2005 BY TYCO ELECTRONICS CORPORATION. ALL INTERNATIONAL RIGHTS RESERVED.

1. MATERIAL: HOUSING: GLASS FILED THERMO PLASTIC POLYESTER(94V-0), COLOR: BLACK
 CONTACT: COPPER ALLOY
 RETENTION LEG: Pre-Tin COPPER ALLOY

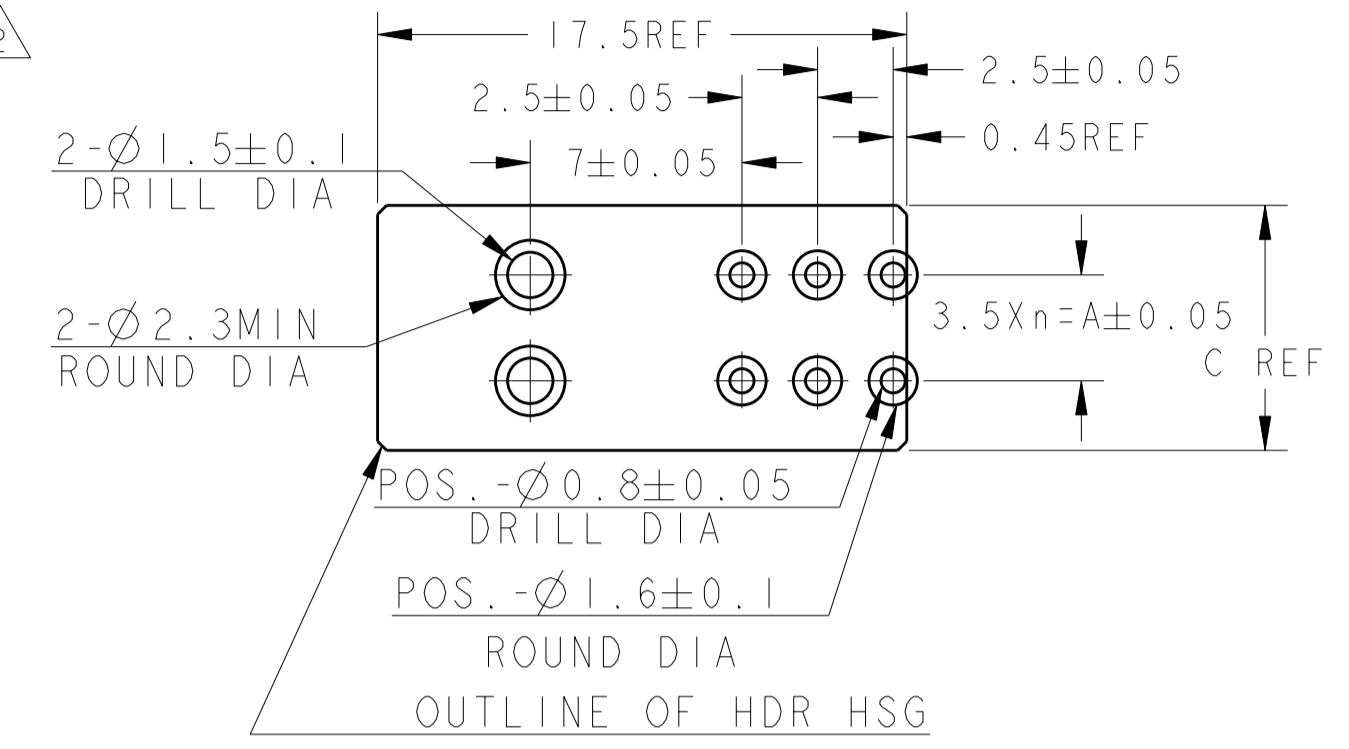
LOC	DIST	REVISIONS			
P	LTR	DESCRIPTION	DATE	DWN	APVD
		REVISED PER ECR-10-019595	30SEP10	HMR	T.M



- ② FINISH(ALL OVER): NICKEL PL. 1.27μmMIN
- ③ FINISH(CONTACT AREA): AU PL. 0.38μmMIN AFTER ②
- ④ FINISH(CONTACT TAIL): TIN PL. 2μmMIN AFTER ②
- 5. THE SHAPE, SIZE AND POSITION OF THE CHARACTER SHOW THE OUTLINE. THEY DON'T SHOW DETAILS.

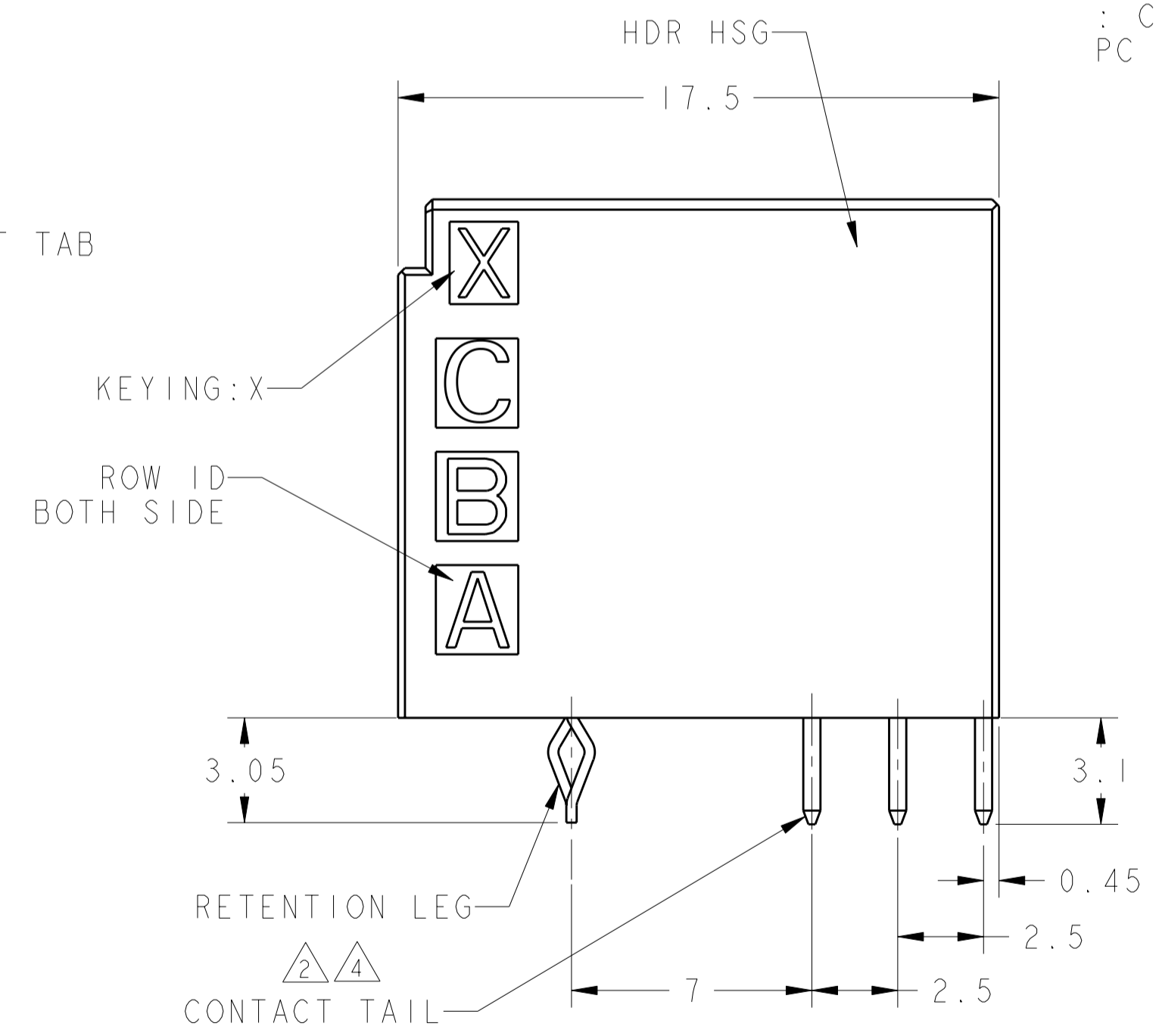
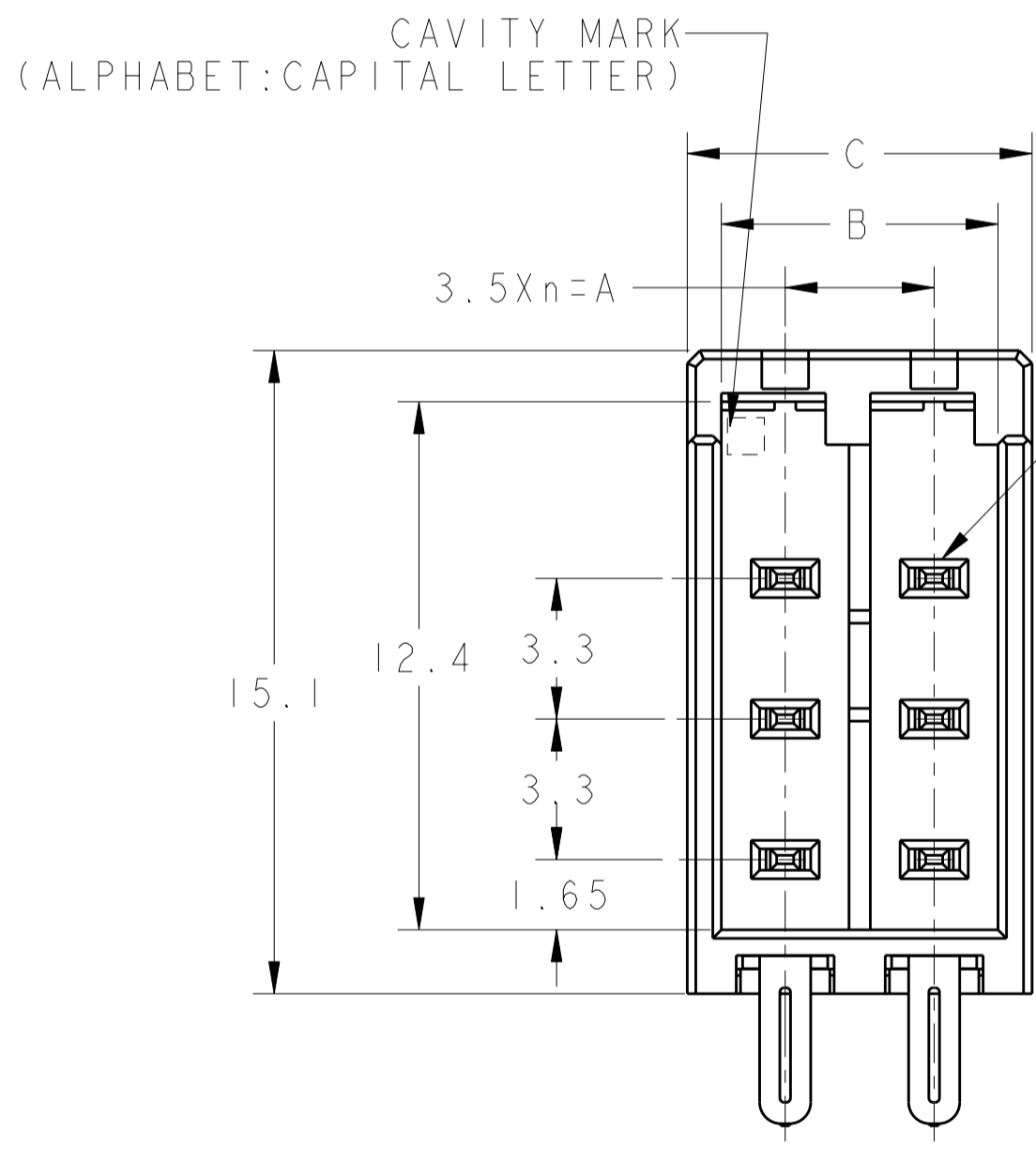
1. 材料: ハウジング: ガラス入り熱可塑性ポリエステル樹脂(94V-0)、色: 黒
 コンタクト: 銅合金
 リテンションレグ: 錫めっき済銅合金

- ② めっき: 全面: Ni下地めっき1.27μm以上
- ③ めっき: 接触部: ②の上に金めっき0.38μm以上
- ④ めっき: コンタクト半田付部: ②の上に錫めっき2μm以上
- 5. 文字の形状、大きさ、および位置については、大略を示すものであり、詳細を示すものではありません。



推奨基板取付穴寸法 : コネクタ搭載面(非累積公差)
 PC基板厚 : 1.0~1.6±0.1

RECOMMEND PC BOARD HOLE PATTERN : CONNECTOR MOUNT SIDE (NOT ACCUMULATE TOLERANCE)
 PC BOARD THICKNESS : 1.0~1.6±0.1



1-1827583-2 : AS SHOWN

6	1	3.5	6.5	8.1	1-1827583-2
POS.	n	A	B	C	PART No.

THIS DRAWING IS A CONTROLLED DOCUMENT FOR TYCO ELECTRONICS CORPORATION. IT IS SUBJECT TO CHANGE AND THE CONTROLLING ENGINEERING ORGANIZATION SHOULD BE CONTACTED FOR THE LATEST REVISION.		DWN T. KUDO 12 JAN 2005	Tyco Electronics Corporation Kawasaki, Japan
DIMENSIONS: 単位: 概 mm		CHK D. MITSUGI 30 AUG 2005	
TOLERANCES UNLESS OTHERWISE SPECIFIED: 一般公差 ±0.3, ±3'		APVD D. MITSUGI 30 AUG 2005	NAME DYNAMIC DI500T 3.5mm PITCH HDR ASSY, H-TYPE 6P
MATERIAL 材料		PRODUCT SPEC 108-78268	
		APPLICATION SPEC 114-5377	SIZE A2
		WEIGHT	CAGE CODE 00779
		CUSTOMER DRAWING	DRAWING NO. 1827583
			RESTRICTED TO
			SCALE 6:1 SHEET 1 OF 1 REV B1

单击下面可查看定价，库存，交付和生命周期等信息

[>>TE Connectivity\(泰科\)](#)