

Thermofit® Molded Parts Specification Control Drawing

Part Number : 222A1XX-X-88

Description : BOOT, 90°, THINWALL

LIMITED DISTRIBUTION

NOTES

- ALL DIMENSIONS ARE IN $\frac{\text{INCHES}}{\text{(MILLIMETERS)}}$
- DIMENSIONS APPEARING IN TABLE ARE AS FOLLOWS:
a - AS SUPPLIED
b - AFTER UNRESTRICTED RECOVERY
- COATING IS OPTIONAL, AS SUPPLIED DIMENSIONS APPEARING IN TABLE ARE FOR UNCOATED PARTS. WHEN COATING IS ADDED, ENTRY DIAMETERS WILL BE REDUCED BY .06 MAX..
- DRAIN HOLES ADDED.

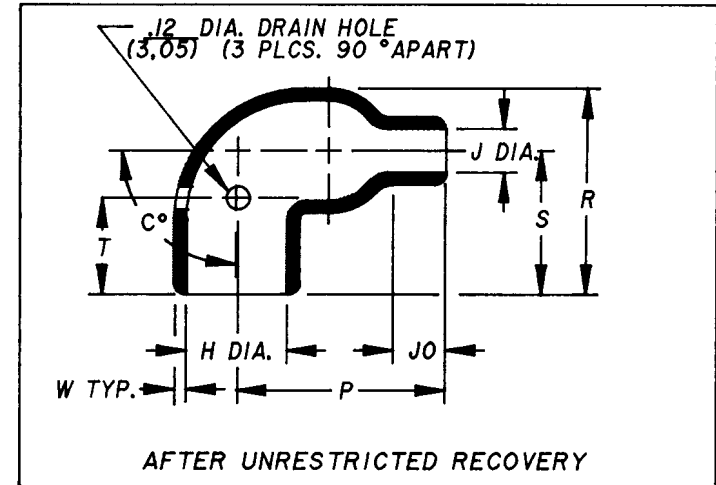
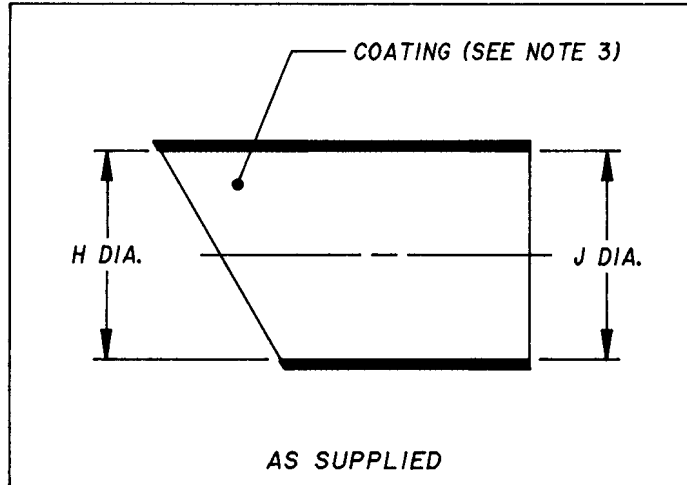


TABLE OF DIMENSIONS												
PART NUMBER	H		J		P ±10%	R ±10%	S ±10%	T ±10%	JO ±10%	W ±20%	C	
	Min a	Max b	Min a	Max b							±0° a	±5° b
	222A111-X-88	.70 (17,8)	.31 (7,9)	.70 (17,8)	.15 (3,8)	.68 (17,3)	.79 (20,1)	.61 (15,5)	.40 (10,2)	.17 (4,3)	.04 (1,02)	180
222A121-X-88	.98 (24,9)	.40 (10,2)	.98 (24,9)	.21 (5,3)	.84 (21,3)	.89 (22,6)	.65 (16,5)	.40 (10,2)	.23 (5,8)	.05 (1,27)	180	90
222A132-X-88	1.18 (30,0)	.56 (14,2)	1.18 (30,0)	.25 (6,4)	1.06 (26,9)	1.05 (26,7)	.73 (18,5)	.50 (12,7)	.28 (7,1)	.06 (1,52)	180	90
222A142-X-88	1.28 (32,5)	.68 (17,3)	1.28 (32,5)	.27 (6,9)	1.44 (36,6)	1.20 (30,5)	.81 (20,6)	.65 (16,5)	.40 (10,2)	.07 (1,78)	180	90
222A152-X-88	1.42 (36,1)	.86 (21,8)	1.42 (36,1)	.33 (8,4)	1.72 (43,7)	1.38 (35,1)	.90 (22,9)	.75 (19,1)	.50 (12,7)	.07 (1,78)	180	90
222A163-X-88	1.73 (43,9)	1.08 (27,4)	1.73 (43,9)	.37 (9,4)	2.11 (53,6)	1.73 (43,9)	1.15 (29,2)	.75 (19,1)	.68 (17,3)	.08 (2,03)	180	90
222A174-X-88	2.09 (53,1)	1.33 (33,8)	2.09 (53,1)	.59 (15,0)	2.98 (75,7)	2.08 (52,8)	1.34 (34,0)	1.00 (25,4)	1.26 (32,0)	.13 (3,30)	180	90
222A185-X-88	2.66 (67,6)	1.74 (44,2)	2.66 (67,6)	.80 (20,3)	3.84 (97,5)	2.60 (66,0)	1.66 (42,2)	1.25 (31,8)	1.60 (40,6)	.15 (3,81)	180	90
222A196-X-88	3.45 (87,6)	2.18 (55,4)	3.45 (87,6)	.92 (23,4)	5.04 (128,0)	3.12 (79,2)	1.93 (49,0)	1.25 (31,8)	2.22 (56,4)	.18 (4,57)	180	90

Raychem

RAYCHEM CORPORATION
300 CONSTITUTION DRIVE
MENLO PARK, CALIFORNIA 94025
(415) 361-6055

If this document is printed it becomes uncontrolled.
Check with the web for latest revision.

Revision : NEW
Date : 10-28-84

Part Number : 222A1XX-X-88
Description : BOOT, 90°, THINWALL

Thermofit[®] Molded Parts Specification Control Drawing

LIMITED DISTRIBUTION

Part Number = 222A1XX-X-88

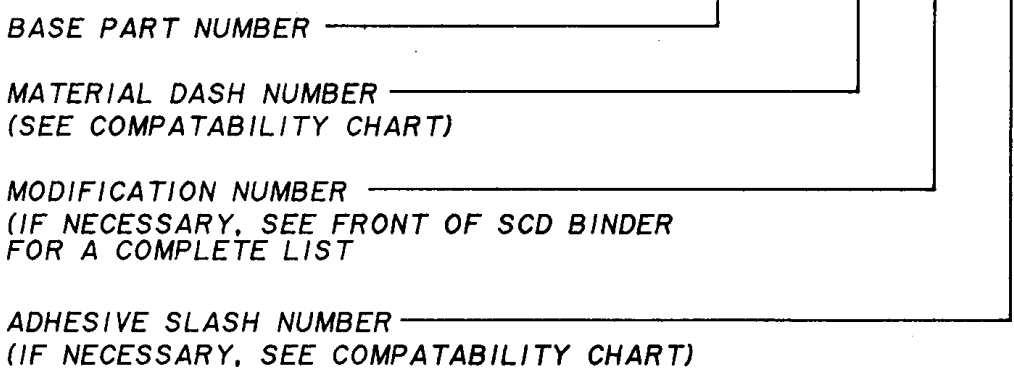
Description = BOOT, 90°, THINWALL

COMPATABILITY CHART

MATERIAL DASH NO.	MATERIAL DESCRIPTION	RT SPEC	COATING SLASH NO.	COATING S NO.	COATING DESCRIPTION
-3	POLYOLEFIN, SEMI-RIGID	RT-301			

ORDERING INFORMATION

222A1XX -X -88 /XX



THIS DRAWING IS SUBJECT TO CHANGE WITHOUT NOTICE: CONSULT YOUR NEAREST FIELD REPRESENTATIVE FOR CURRENT REVISION

Raychem
RAYCHEM CORPORATION
300 CONSTITUTION DRIVE
MENLO PARK, CALIFORNIA 94025
(415) 361-6055

If this document is printed it becomes uncontrolled.
Check with the web for latest revision.

Downloaded From Oneyac.com

Revision : NEW
Date : 10-28-84

Part Number : 222A1XX-X-88
Description : BOOT, 90°, THINWALL

单击下面可查看定价，库存，交付和生命周期等信息

[>>TE Connectivity\(泰科\)](#)