

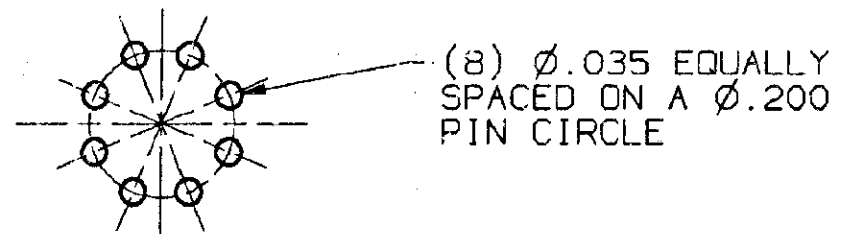
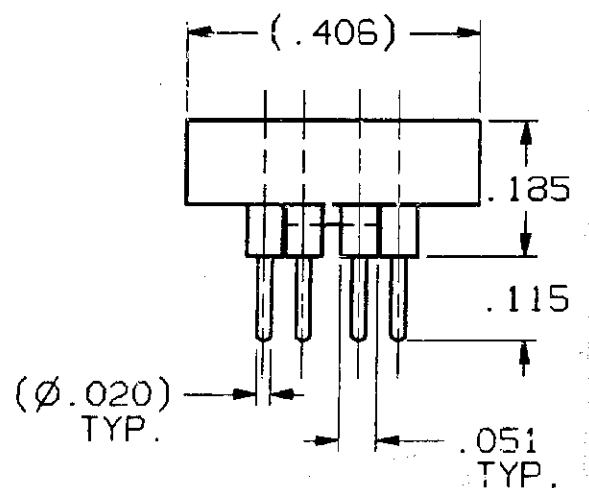
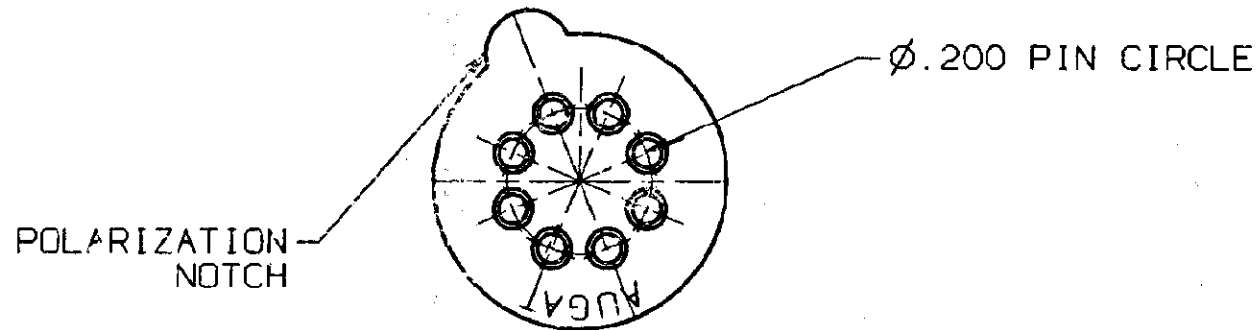
4

3

2

1

CONVERSION CHART	
INCH	MM
.002	0.05
.010	0.25
.016	0.40
.020	0.51
.020	0.51
.035	0.88
.051	1.30
.115	2.92
.185	4.70
.200	5.08
.406	10.31



RECOMMENDED HOLE LAYOUT
TOLERANCE: ±.002
UNLESS OTHERWISE NOTED

SPECIFICATIONS:

MATERIALS:
INSULATOR: POLYAMIDE (COLOR: GREEN)
SLEEVE: COPPER ALLOY, #G5: GOLD OVER NICKEL PLATE.
#G6: TIN OVER NICKEL PLATE.
CONTACT: COPPER ALLOY, GOLD OVER NICKEL PLATE.

ELECTRICAL:
CONTACT RESISTANCE: 20 MILLIOHMS MAX.
CONTACT RATING: 3 AMPS.
DIELECTRIC WITHSTANDING VOLTAGE: 600 VOLTS.

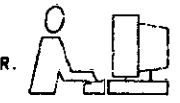
MECHANICAL:
OPERATIONAL TEMPERATURE: -67°F TO +257°F
(-55°C TO +125°C)
WITHDRAWAL FORCE: 14.1g MIN.

NOTES:

1. INTERPRET DRAWING PER ASME Y14.5M-1994.
2. ASSEMBLY WILL ACCEPT Ø.016/.020 LEADS.

OUTLINE DRAWING
SPECIFICATIONS ARE SUBJECT TO CHANGES WITHOUT NOTICE

THIS IS A C.A.D. GENERATED DRAWING.
DO NOT MAKE MANUAL REVISIONS TO MASTER.



REV	0
REVISIONS	INITIAL RELEASE SR #A6572 W. 8/9/95 PP'D: RJS 8-24-95

THIRD ANGLE PROJECTION TOLERANCES (EXCEPT AS NOTED) ANGULAR = ±1° DECIMAL .XX = ± DECIMAL .XXX = ±.010 DECIMAL .XXXX = ± AUGAT CONFIDENTIAL This document contains information which is the exclusive property of Augat Inc. Distribution, reproduction or use by others is not permitted without the expressed written consent of Augat	UNLESS OTHERWISE SPECIFIED DIMENSIONS ARE IN INCHES DO NOT SCALE PRINT* FILE NAME: 80592G5L DIRECTORY: ASSY/8000ASSY	ORIGINAL DATE OF DRAWING: 8/9/95 DRAWN: K. WIKSTROM CHECKED: APPROVED: RJS CODE IDENT. NO. 91506	DATE: 6/9/95 DATE: DATE: 8-24-95 DWG. SIZE B
	MATERIAL: SEE SPECIFICATIONS FINISH: SEE SPECIFICATIONS	TITLE: OUTLINE DRAWING SOCKET 8 PIN PRINTED CIRCUIT DWG. NO. 8059-2G5 8059-2G6 PRODUCT CODE: 022	REV. 0

AUGAT INC. 452 JOHN DIETSCH BLVD. ATTLEBORO FALLS, MASS. 02763	
TITLE: OUTLINE DRAWING SOCKET 8 PIN PRINTED CIRCUIT	
DWG. NO. 8059-2G5 8059-2G6	REV. 0
PRODUCT CODE: 022	

单击下面可查看定价，库存，交付和生命周期等信息

[>>TE Connectivity\(泰科\)](#)