THIS DRAWING IS UNPUBLISHED. RELEASED FOR PUBLICATION -,- .
© COPYRIGHT – TE Connectivity ALL RIGHTS RESERVED.

REVISIONS

P	LTR	DESCRIPTION	DATE	DWN	APVD
	G	REVISED PER ECO-20-001083	30JAN2020	SM	MZ
	E1	REVISED PER ECO-09-020689	25AUG09	KK	AEG
	F	REVISED PER ECO-18-000439	18JAN2018	RS	MZ

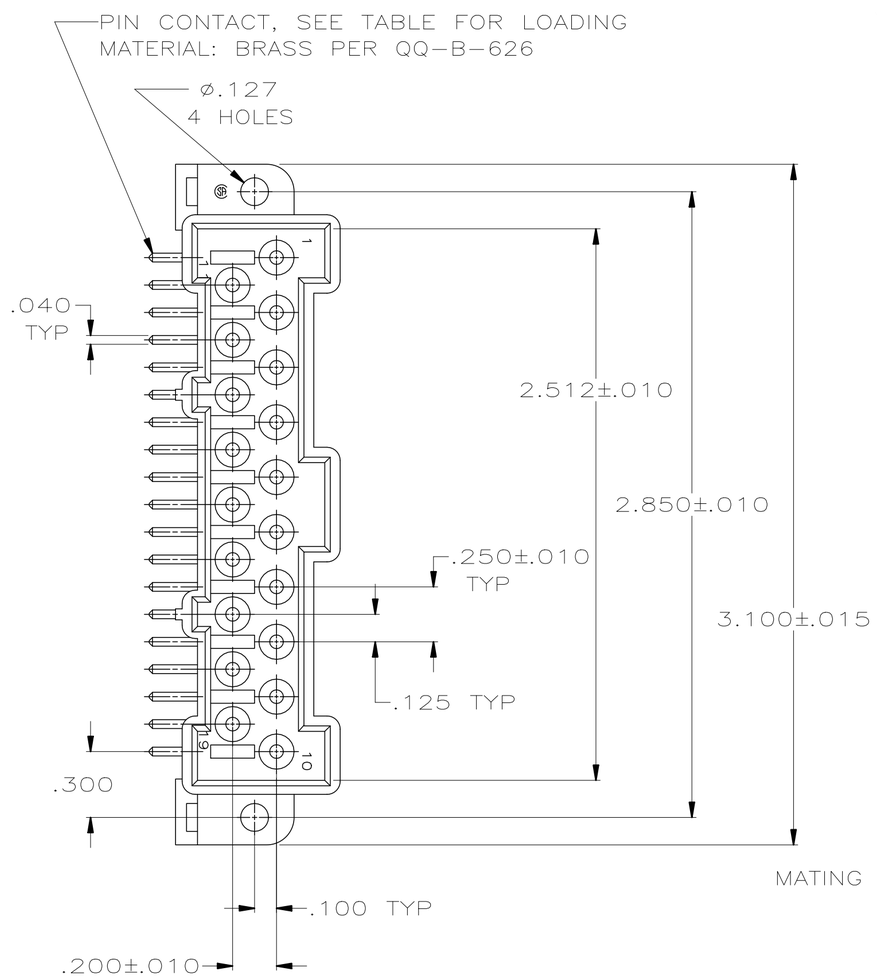

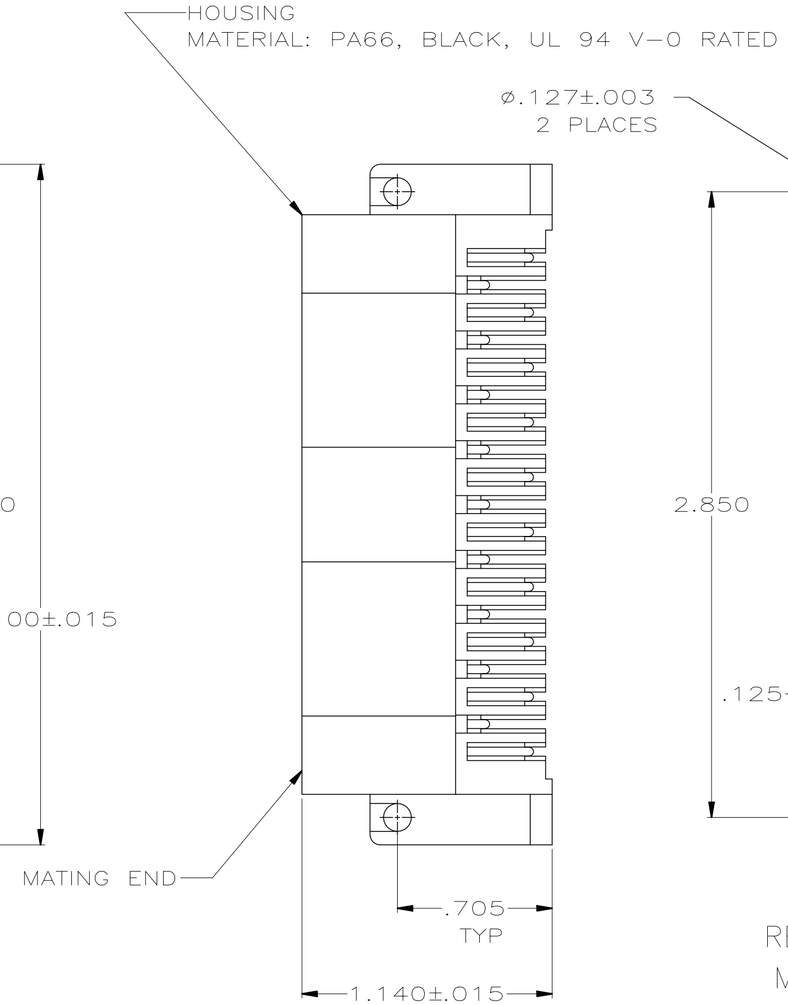

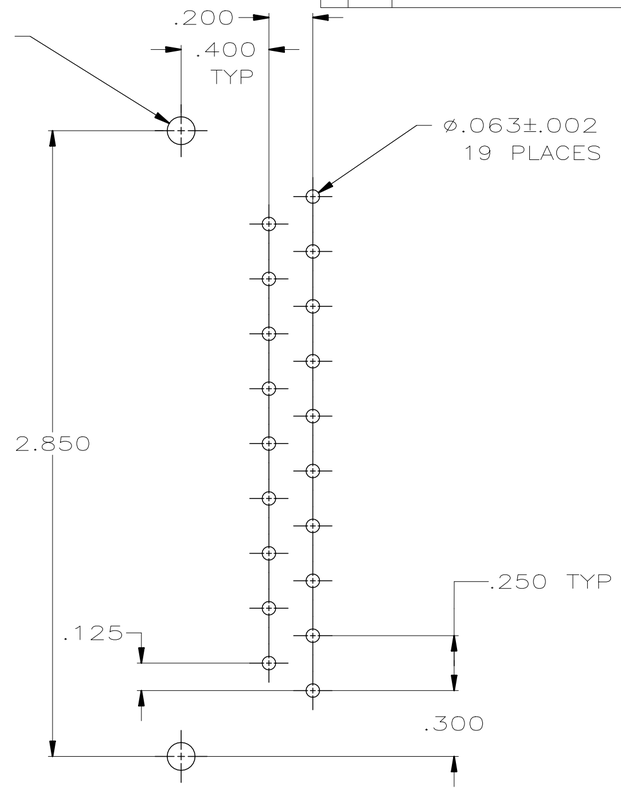

RECOMMENDED PC BOARD
MOUNTING DIMENSIONS

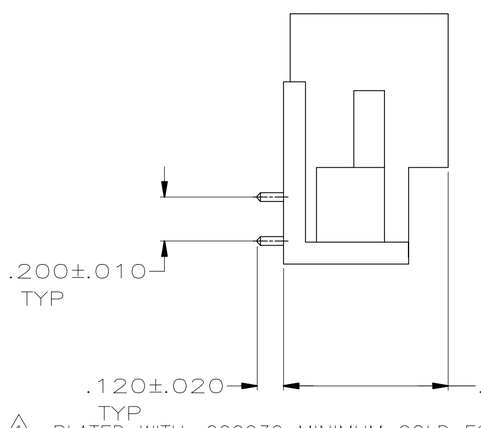

3 OBSOLETE	2	ALL EXCEPT 10 & 19	212630-6
3 OBSOLETE	2	ALL EXCEPT 1 & 11	212630-5
	2	ALL	212630-4
OBSOLETE	1	ALL EXCEPT 10 & 19	212630-3
OBSOLETE	1	ALL EXCEPT 1 & 11	212630-2
OBSOLETE	1	ALL	212630-1
	PIN CONTACT FINISH	LOADING	PART NUMBER

1. PLATED WITH .000030 MINIMUM GOLD FOR LENGTH OF .200 MINIMUM FROM MATING END, .000150 MINIMUM TIN-LEAD ON REMAINDER, ALL OVER .000050 MINIMUM NICKEL ON ENTIRE CONTACT.
2. PLATED WITH .000030 MINIMUM GOLD FOR LENGTH OF .200 MINIMUM FROM MATING END, .000150 MINIMUM TIN ON REMAINDER, ALL OVER .000050 MINIMUM NICKEL ON ENTIRE CONTACT.
3. OBSOLETE PARTS: OBSOLETE CIS STREAMLINING PER D.RENAUD/D.SINISI

THIS DRAWING IS A CONTROLLED DOCUMENT.

DIMENSIONS: INCHES

TOLERANCES UNLESS OTHERWISE SPECIFIED:
0 PLC ± –
1 PLC ± –
2 PLC ± –
3 PLC ± .005
4 PLC ± –
ANGLES ± –

MATERIAL: SEE CALLOUTS
FINISH: SEE TABLE

DWN J LIPPERT 10-19-88
CHK J McCLINTON 10-19-88
APVD –
PRODUCT SPEC –
APPLICATION SPEC –
WEIGHT –

TE Connectivity

NAME: PIN HEADER ASSEMBLY, 19 POS IN LINE, RIGHT ANGLE, METRIMATE

SIZE A2 | CAGE CODE 00779 | DRAWING NO C-212630 | RESTRICTED TO –

CUSTOMER DRAWING | SCALE 2:1 | SHEET 1 OF 1 | REV G

212630

1471-9 (1/15)

Downloaded From Oneyac.com

单击下面可查看定价，库存，交付和生命周期等信息

>>TE Connectivity(泰科)

Downloaded From Oneyac.com