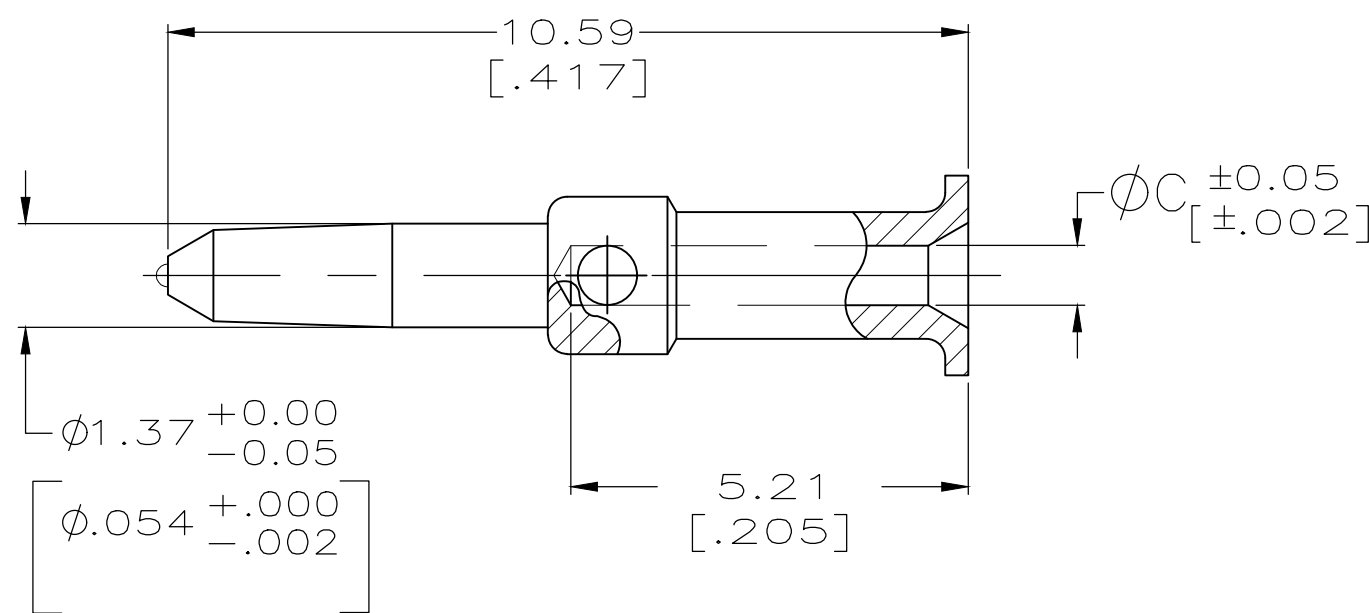
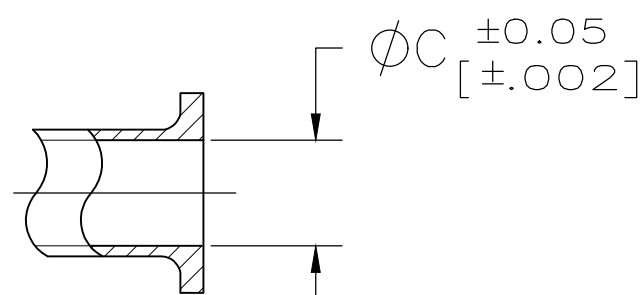


THIS DRAWING IS UNPUBLISHED. RELEASED FOR PUBLICATION
 © COPYRIGHT - TE Connectivity Ltd. ALL RIGHTS RESERVED.

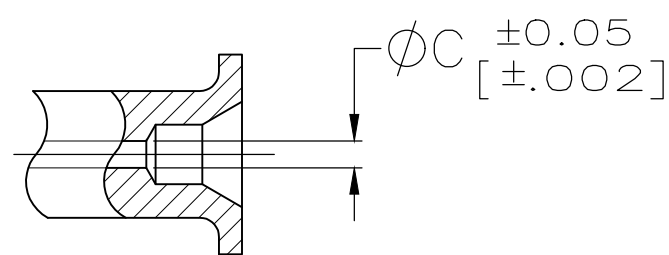
REVISIONS					
P	LTR	DESCRIPTION	DATE	DWN	APVD
F		REVISED PER ECO-16-001734	19JAN2020	RZ	RS



VIEW X



VIEW Y
 SAME AS VIEW X EXCEPT
 FOR DIMENSIONS SHOWN



VIEW Z
 SAME AS VIEW X EXCEPT
 FOR DIMENSIONS SHOWN

- ① BRASS PER QQ-B-626
- ② GOLD PLATE PER MIL-G-45204
1.27 μm [.000050] MINIMUM THICK
- ③ GOLD PLATE PER MIL-G-45204
0.76 μm [.000030] MINIMUM THICK
- ④ GOLD PLATE PER MIL-G-45204
2.54 μm [.000100] MINIMUM THICK
- ⑤ SILVER PLATE PER QQ-S-365
2.54 μm [.000100] MINIMUM THICK
- ⑥ GOLD PLATE PER MIL-G-45204
0.20 μm [.000008] MINIMUM THICK

VIEW	C	FINISH	PART NUMBER
X	0.79 [.031]	④	2-331352-8
X	0.99 [.039]	⑤	2-331352-7
X	0.79 [.031]	⑤	2-331352-6
Z	0.36 [.014]	③	2-331352-5
X	0.79 [.031]	③	2-331352-3
X	1.09 [.043]	③	2-331352-2
Y	1.40 [.055]	③	2-331352-0
X	0.99 [.039]	③	1-331352-7
X	1.19 [.047]	③	1-331352-6
X	0.46 [.018]	③	1-331352-4
X	0.61 [.024]	⑥	1-331352-2
X	0.79 [.031]	②	1-331352-0

THIS DRAWING IS A CONTROLLED DOCUMENT.		DWN B. SCOTT 2-20-91	TE Connectivity	
DIMENSIONS: INCHES		CHK J. LIPPERT 3-18-91	CONTACT, MALE, DUAL CRIMP, SERIES BNC	
TOLERANCES UNLESS OTHERWISE SPECIFIED:		APVD -	NAME	
0 PLC ± -		PRODUCT SPEC -	SIZE	
1 PLC ± -		APPLICATION SPEC -	CAGE CODE	DRAWING NO
2 PLC ± 0.20 [.008]		WEIGHT	00779	331352
3 PLC ± -		CUSTOMER DRAWING	SCALE	10:1
4 PLC ± -		FINISH	SEE TABLE	SHEET
ANGLES ± 5°		RESTRICTED TO		1 OF 1
MATERIAL				REV
				F

单击下面可查看定价，库存，交付和生命周期等信息

[>>TE Connectivity\(泰科\)](#)