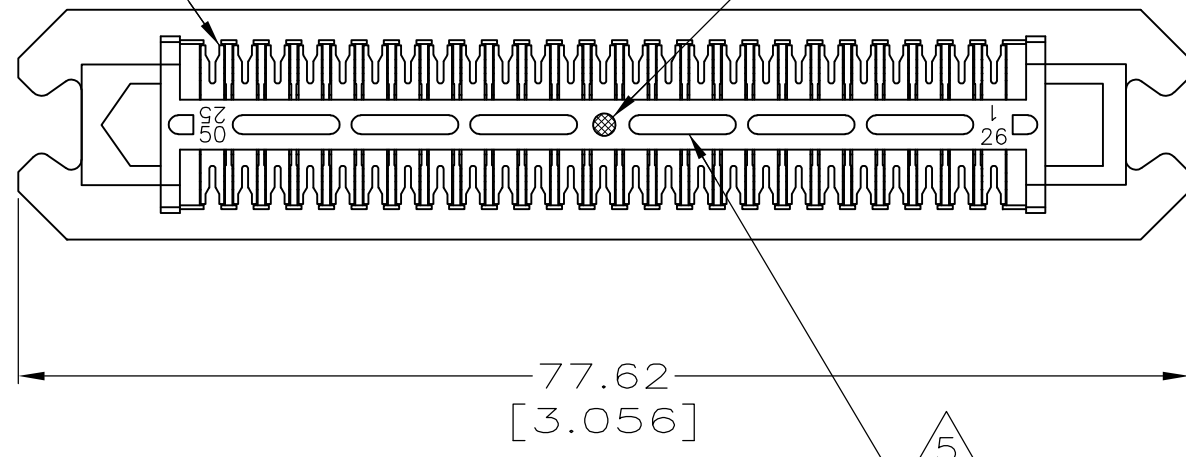


THIS DRAWING IS UNPUBLISHED. RELEASED FOR PUBLICATION
 © COPYRIGHT BY TYCO ELECTRONICS CORPORATION. ALL RIGHTS RESERVED.

LOC		DIST		REVISIONS			
P	LTR	DESCRIPTION	DATE	DWN	APVD		
GP	00	K	REVISED PER ECO-08-007327	26JAN2009	ZMR WLM		

TERMINAL QUANTITY 50

YELLOW COLOR DOT LOCATED IN CENTER



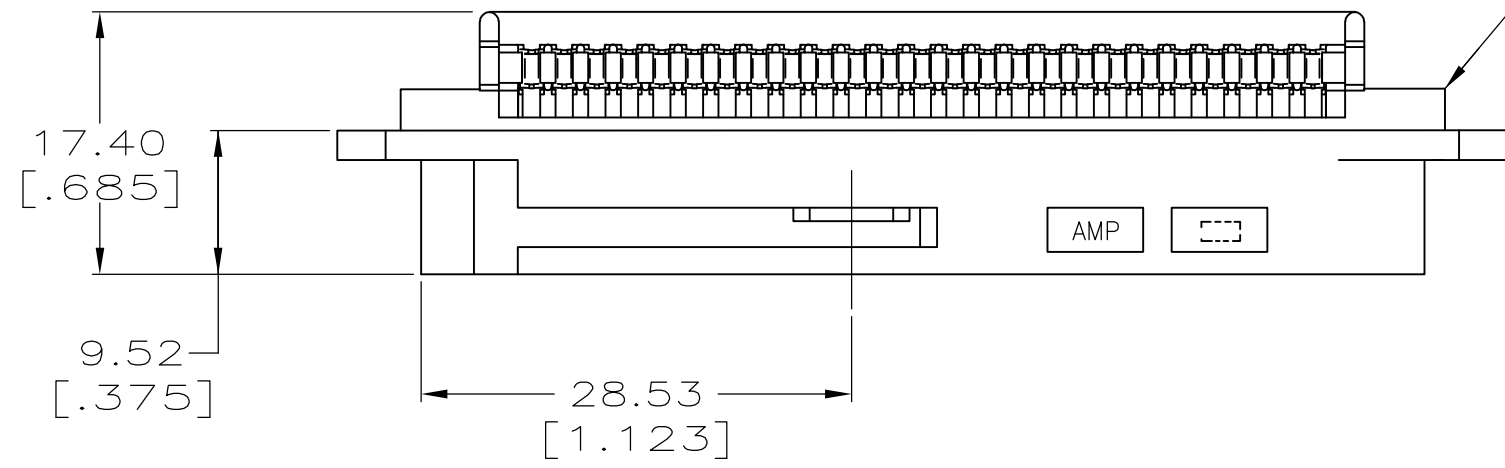
1. THE CONTACT SURFACES OF THE TERMINALS ARE COATED WITH LUBRICANT.

△2 MATERIAL:
 HOUSING - POLYPHENYLENE OXIDE, BLACK.
 TERMINALS - HIGH STRENGTH COPPER ALLOY PLATED WITH EITHER 0.76µm [.000030] MIN GOLD OR GOLD FLASH OVER PALLADIUM NICKEL 0.76µm [.000030] MIN TOTAL, ON CONTACT MATING SURFACE. 1.27µm [.000050] MIN NICKEL UNDERPLATE OVER ENTIRE TERMINAL.

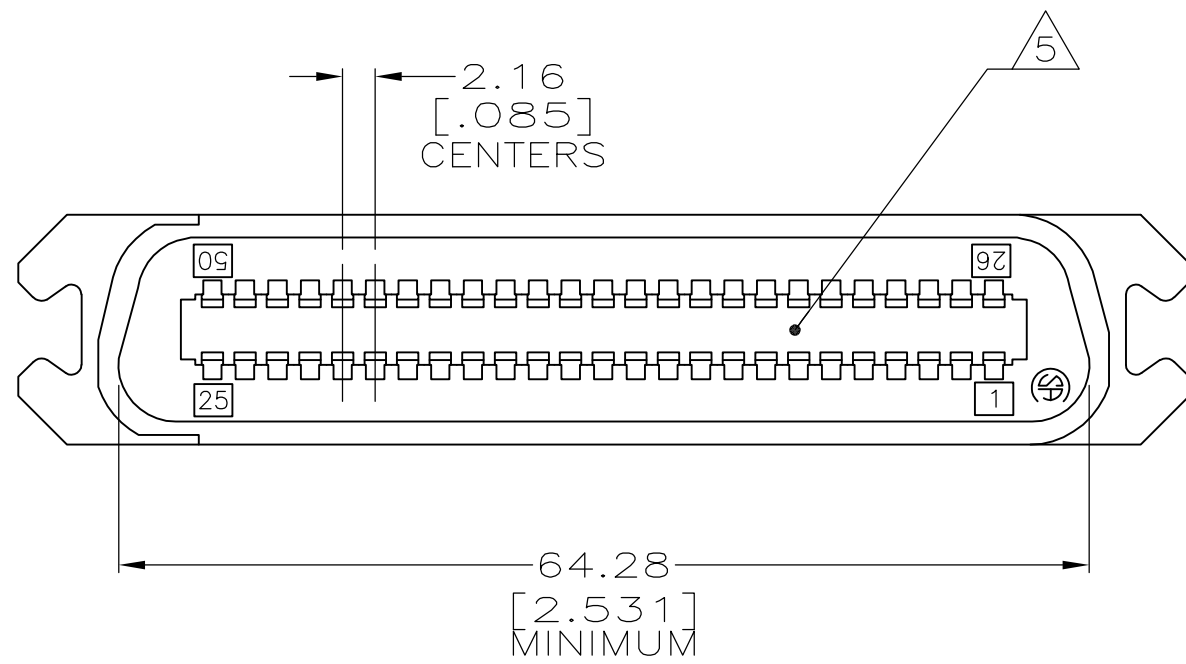
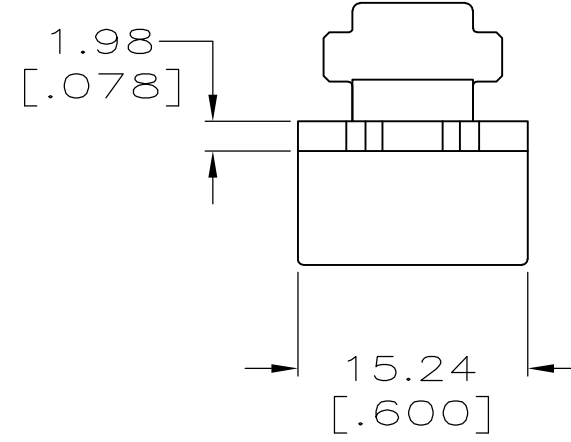
△3 ALL DIMENSIONS SHOWN ARE FOR REFERENCE ONLY UNLESS OTHERWISE SPECIFIED.

4. WIRE SIZE: 26, 27, OR 28 AWG 7 STRANDS OF COPPER CONDUCTORS. MAX INSULATION Ø1.14[.045] IS ACCEPTABLE FOR MOST APPLICATIONS.

△5 CORING MAY OR MAY NOT APPEAR AND IS AT THE DISCRETION OF TYCO ELECTRONICS.



PLUG HOUSING



AS SHOWN	552471-1
DESCRIPTION	PART NUMBER

THIS DRAWING IS A CONTROLLED DOCUMENT.		DWN DL DRUMMOND 01JUN01	Tyco Electronics Corporation Harrisburg, PA 17105-3608
DIMENSIONS: mm [INCHES]		CHK DL DRUMMOND 01JUN01	
TOLERANCES UNLESS OTHERWISE SPECIFIED:		APVD EW BEILES 01JUN01	
0 PLC ± - 1 PLC ± - 2 PLC ± - △3 3 PLC ± - 4 PLC ± - ANGLES ± - FINISH △2	PRODUCT SPEC - APPLICATION SPEC - WEIGHT - CUSTOMER DRAWING	NAME PLUG ASSEMBLY, 50 POSITION, E-SLOT, BAIL LOCK, CHAMP-LOK	SIZE A2 CAGE CODE 00779 DRAWING NO C=552471 RESTRICTED TO - SCALE 2:1 SHEET 1 of 1 REV K

单击下面可查看定价，库存，交付和生命周期等信息

[>>TE Connectivity\(泰科\)](#)