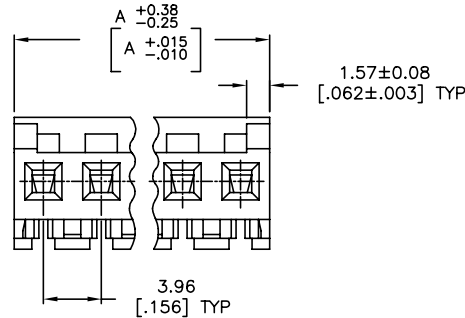
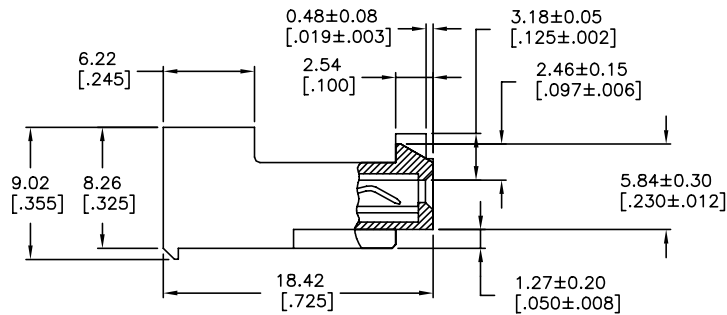
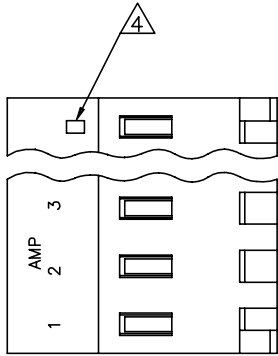


THIS DRAWING IS UNPUBLISHED. RELEASED FOR PUBLICATION  
 © COPYRIGHT - By - TE CONNECTIVITY ALL RIGHTS RESERVED.

LOC		DIST		REVISIONS				
P	LTN	DESCRIPTION		DATE	DWN	APVD		
H		REVISED PER ECR-20-000822		28MAY2020	PC	SW		



1 MATERIAL: CONNECTOR - NYLON UL94V-2 (RED) .  
 CONTACTS - 0.30[.012] THICK COPPER ALLOY  
 0.00076[.000030] GOLD THK OR 0.00008[.000003] MIN THK  
 GOLD FLASH OVER 0.00068[.000027] THK PALLADIUM NICKEL,  
 PER TE CONNECTIVITY'S DISCRETION. IN CONTACT  
 AREA WITH MATTE TIN FOR 644662-2  
 THRU 1-644662-4, MATTE WHISKER MITIGATED  
 TIN FOR 3-644662-2 THRU 4-644662-4  
 OVER NICKEL UNDERPLATE.

2 CONTACTS ACCEPT 22 AWG WIRE WITH 2.41[.095] MAX  
 INSULATION DIAMETER.

3 CONTACTS MUST ACCEPT 1.14±0.03[.045±.001] SQUARE  
 POST AND REMAIN LOCKED IN POSITION.

4 IDENTIFICATION NUMBER FOR LAST CIRCUIT MAY  
 NOT APPEAR ON ALL ASSEMBLIES.

5 DIMENSIONS IN BRACKETS ARE IN INCHES.

6 HOUSING FEATURES ARE: CLOSED END WITH LOCKING RAMP  
 AND POLARIZING TAB

7 OBSOLETE PARTS: OBSOLETE CIS STREAMLINING PER D.RENAUD/D.SINISI

55.47 [2.184]	14	4-644662-4
47.55 [1.872]	12	4-644662-2
43.59 [1.716]	11	4-644662-1
39.62 [1.560]	10	4-644662-0
35.66 [1.404]	9	3-644662-9
31.70 [1.248]	8	3-644662-8
27.74 [1.092]	7	3-644662-7
23.77 [.936]	6	3-644662-6
19.81 [.780]	5	3-644662-5
15.85 [.624]	4	3-644662-4
11.89 [.468]	3	3-644662-3
7.92 [.312]	2	3-644662-2
<del>55.47 [2.184]</del>	<del>14</del>	<del>4-644662-4</del>
<del>47.55 [1.872]</del>	<del>12</del>	<del>4-644662-2</del>
<del>43.59 [1.716]</del>	<del>11</del>	<del>4-644662-1</del>
<del>39.62 [1.560]</del>	<del>10</del>	<del>4-644662-0</del>
<del>35.66 [1.404]</del>	<del>9</del>	<del>3-644662-9</del>
<del>31.70 [1.248]</del>	<del>8</del>	<del>3-644662-8</del>
<del>27.74 [1.092]</del>	<del>7</del>	<del>3-644662-7</del>
<del>23.77 [.936]</del>	<del>6</del>	<del>3-644662-6</del>
<del>19.81 [.780]</del>	<del>5</del>	<del>3-644662-5</del>
<del>15.85 [.624]</del>	<del>4</del>	<del>3-644662-4</del>
<del>11.89 [.468]</del>	<del>3</del>	<del>3-644662-3</del>
<del>7.92 [.312]</del>	<del>2</del>	<del>3-644662-2</del>

DIM A	NO OF CIRCUITS	PART NO
-------	----------------	---------

THIS DRAWING IS A CONTROLLED DOCUMENT.		DWN N. GANNON 03 JUL 91	TE Connectivity	
DIMENSIONS: mm [INCHES]		CHK R. SWING 03 JUL 91	APVD G. MILLER 03 JUL 91	
TOLERANCES UNLESS OTHERWISE SPECIFIED:		NAME G. MILLER		
0 PLC ± -	1 PLC ± -	PRODUCT SPEC 108-1051		
2 PLC ± -	3 PLC ± 0.13 [0.005]	APPLICATION SPEC 114-1020		
4 PLC ± -	ANGLES ± -	SIZE A2		
MATERIAL 1	FINISH 1	WEIGHT -	CAGE CODE 00779	DRAWING NO C=644662
CUSTOMER DRAWING		SCALE 4:1	SHEET 1 of 1	REV H

单击下面可查看定价，库存，交付和生命周期等信息

[>>TE Connectivity\(泰科\)](#)