THIS DRAWING IS UNPUBLISHED.
VERTRAULICHE UNVEROEFFENTLICHTE ZEICHNUNG
© COPYRIGHT 2000 BY -
RELEASED FOR PUBLICATION - 2000
FREI FUER VEROEFFENTLICHUNG
ALL RIGHTS RESERVED.
ALLE RECHTE VORBEHALTEN.

MATED WITH:
PASSEND ZU:

LOC	DIST
A1	-
PROJEKT NR.:	

REVISIONS
ANDERUNGEN

P	LTR	DESCRIPTION / BESCHREIBUNG	DATE	DWN	APVD
	D4	ECR-19-005738	09APR2019	AN	KK

CODINGS
Kodierungen

SCALE 2:1
Maßstab

1-1355730-1

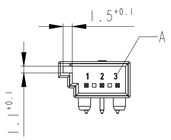

2-1355730-1

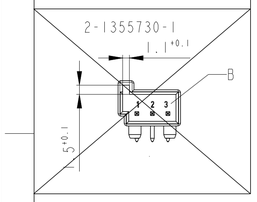

DETAIL Y
Einzelheit
SCALE 10:1
Maßstab

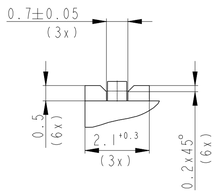

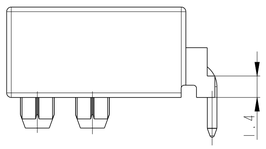

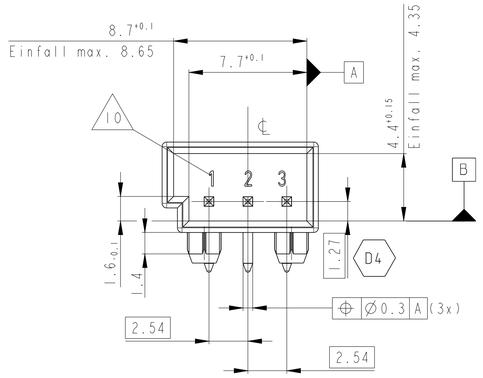

DETAIL W
Einzelheit
SCALE 10:1
Maßstab

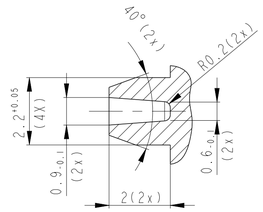

optionales Design
fuer neues 16-fach Wkzg.
Nest 4.1 - 4.16
Rev. D

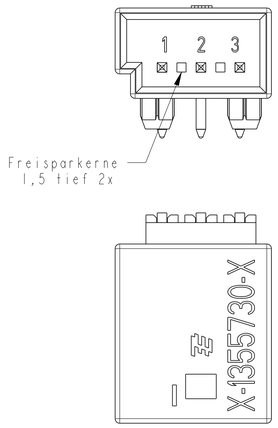

VIEW X
Ansicht X

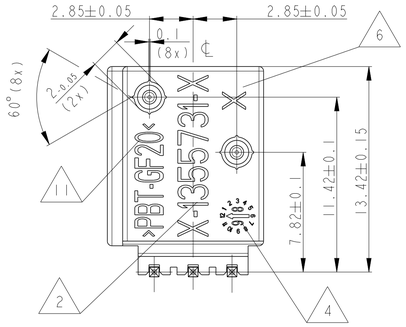

X

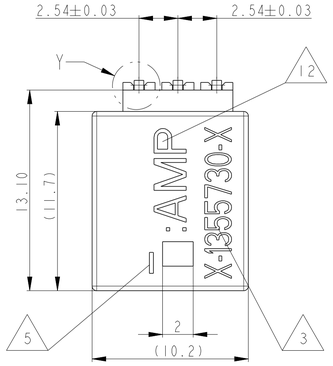

SECTION A-A
Schnitt

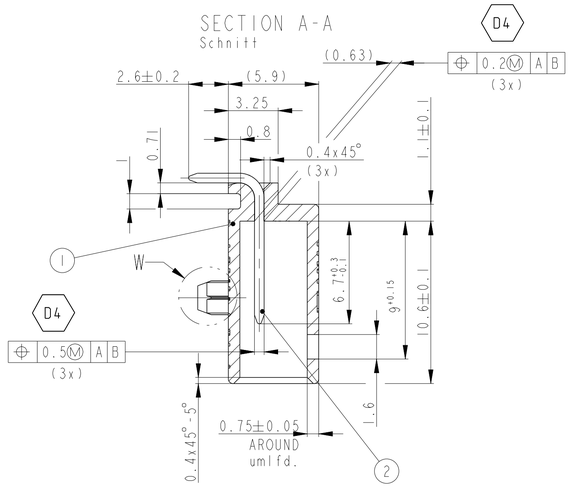

RECOMMENDED PCB LAY-OUT
empfohlenes leiterplatten -Layout
(NOT TO SCALE)

D4

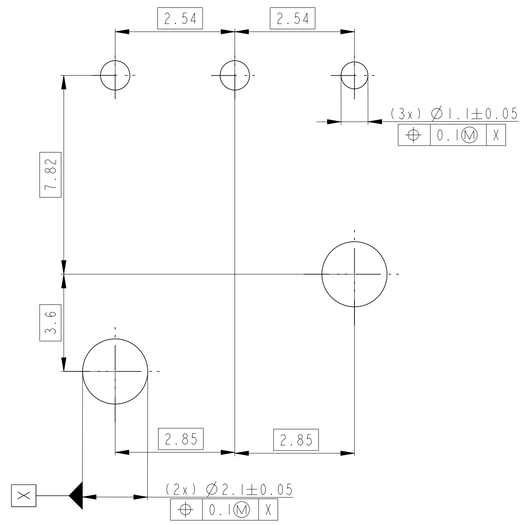

NOTES
Bemerkungen

1. ALL RADII R0.2 EXCEPT AS NOTED
   Nicht bemasste Radien R0.2
2. TE-PART NO.:
   TE-Teile Nr.:
3. TE-ASS'Y-NO.:
   TE-Assy Nr.:
4. PRODUCTION-DATE WITH DATE INSERT, ∅3
   Produktionsdatum mit Datumsstempel, ∅3
5. AREA FOR CAVITY MARKING
   Platz für Nestmarkierung
6. REVISION ACCORDING TO PLASTIC PART-REV.
   Aenderungsindex gemaess Kunststoffteil-Rev.
7. PULL-OUT FORCE PER PIN > 25 N
   Auszugskraft pro Steckerstift > 25 N
8. D4 -
   -
9. LETTER INSERTS ON CHOICE OF MANUFACTOR
   Schriften nach Wahl des Herstellers
10. CAVITY IDENTIFICATION
    Kammerbezeichnung
11. MATERIAL IDENTIFICATION
    Materialkennzeichen
12. AMP-LOGO
    AMP-Logo
13. D4 SPECIFICATION OF PIN SEE 114-94201
    Ausfuehrungsvorschrift Stift 114-94201
14. Material PBT GF20 POCAN B3225

CODING E AS SHOWN
Kodierung E wie gezeigt

SCALE 2:1
Maßstab

1-1355730-1 SUITABLE FOR SOCKET HOUSING 968705-1 AND 1-968705-1
1-1355730-1 SUITABLE FOR SOCKET HOUSING 1-1718346-1 AND 1-1718346-3
5-1355730-1 SUITABLE FOR SOCKET HOUSING 968705-9
5-1355730-1 SUITABLE FOR SOCKET HOUSING 9-1718346-1
1-1355730-1 PASSENDES GEGENSTUECK 968705-1 UND 1-968705-1
1-1355730-1 PASSENDES GEGENSTUECK 1-1718346-1 UND 1-1718346-3
5-1355730-1 PASSENDES GEGENSTUECK 968705-9
5-1355730-1 PASSENDES GEGENSTUECK 9-1718346-1

AMP/TE ASS'Y NO	REV neues Wkzg.	REV altes Wkzg.	CODING KODIERUNG	DESCRIPTION BENENNUNG	SURFACE OBERFLAECHE	MATERIAL	PCS.	ITEM NO.
5-1355730-1	D	--	E	MQS PIN	vorverzinnt	Cu Sn6	3	2
				MQS PIN HOUSING	BLACK/schwarz	PBT GF 20	1	1
2-1355730-1		A	B	MQS PIN	vorverzinnt	Cu Sn6	3	2
				MQS PIN HOUSING	NATURAL/natur	PBT GF 20	1	1
1-1355730-1		A	A	MQS PIN	vorverzinnt	Cu Sn6	3	2
				MQS PIN HOUSING	BLACK/schwarz	PBT GF 20	1	1

14

THIS DRAWING IS A CONTROLLED DOCUMENT.
DIESES ZEICHNUNGSDOKUMENT WIRD DURCH AMP INCORPORATED KONTROLLIERT.
NEUE ZEICHNUNGEN UND ANDERUNGEN WERDEN DEN KUNDEN MITGETEILT.
BITTE ANHALTE LETZTGUELTIGEN VERWENDUNGSTAND ERFRAGEN SIE BEI AMP.

DIMENSIONS: MASSEINHEITEN: mm

TOLERANCES UNLESS OTHERWISE SPECIFIED: ALLGEMEINTOLERANZEN
0 PLC ±-
1 PLC ±-
2 PLC ±-
3 PLC ±-
4 PLC ±-
ANGLES/WINKEL ±1°

MATERIAL - -
FINISH/OBERFLAECHE/FARBE - -

DWN	V. HOLZMANN	09AUG99
CHK	M. SCHWAEGER	-
APVD	-	-
PRODUCT SPEC PRODUKTSPEZ.	-	
APPLICATION SPEC VERARBEITUNGSSPEZ.	-	
WEIGHT GEWICHT	-	

TE Connectivity

NAME: MQS PIN HEADER, 3POS.
MQS Stiftwanne 3pol.
-

SIZE	CAGE CODE	DRAWING NO ZEICHNUNGS-NR.	RESTRICTED TO NUR FUER
A1	00779	C-1355730	

CUSTOMER DRAWING /KUNDENZEICHNUNG | SCALE MASSSTAB 5:1 | SHEET BLATT 1 OF VON 1 | REV D4

4805 (3/13)

Downloaded From Oneyac.com

单击下面可查看定价，库存，交付和生命周期等信息

>>TE Connectivity(泰科)

Downloaded From Oneyac.com