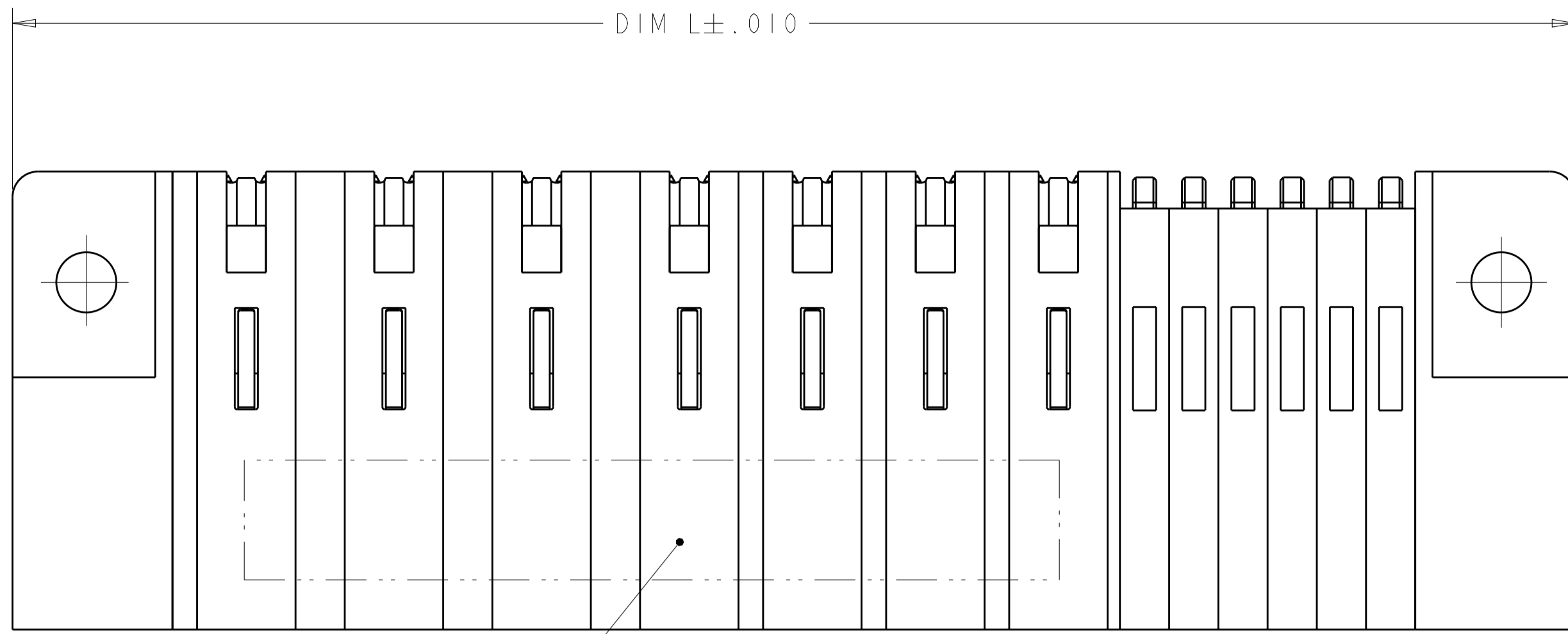
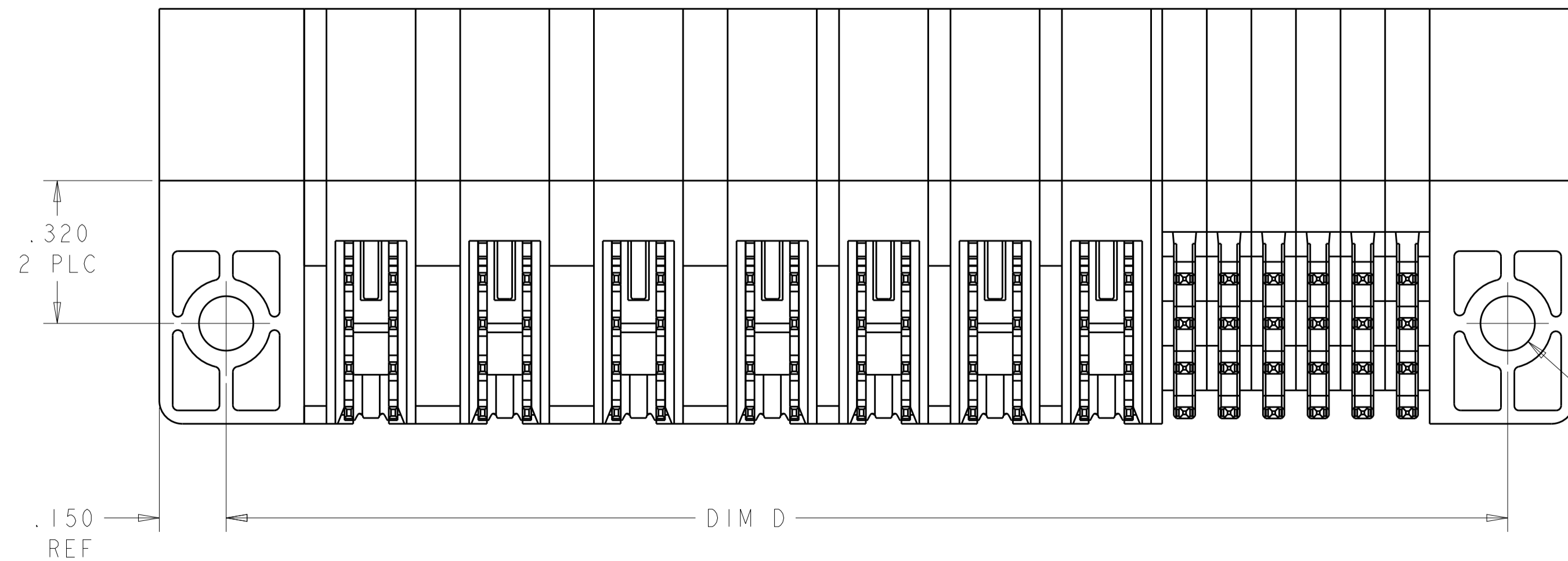
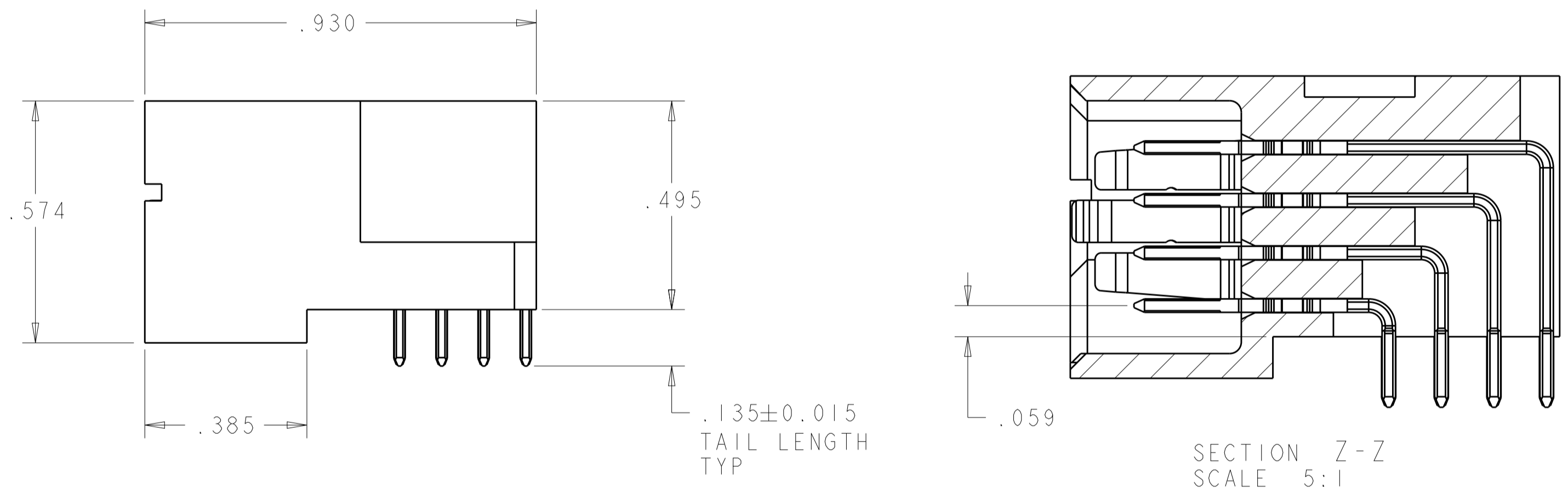
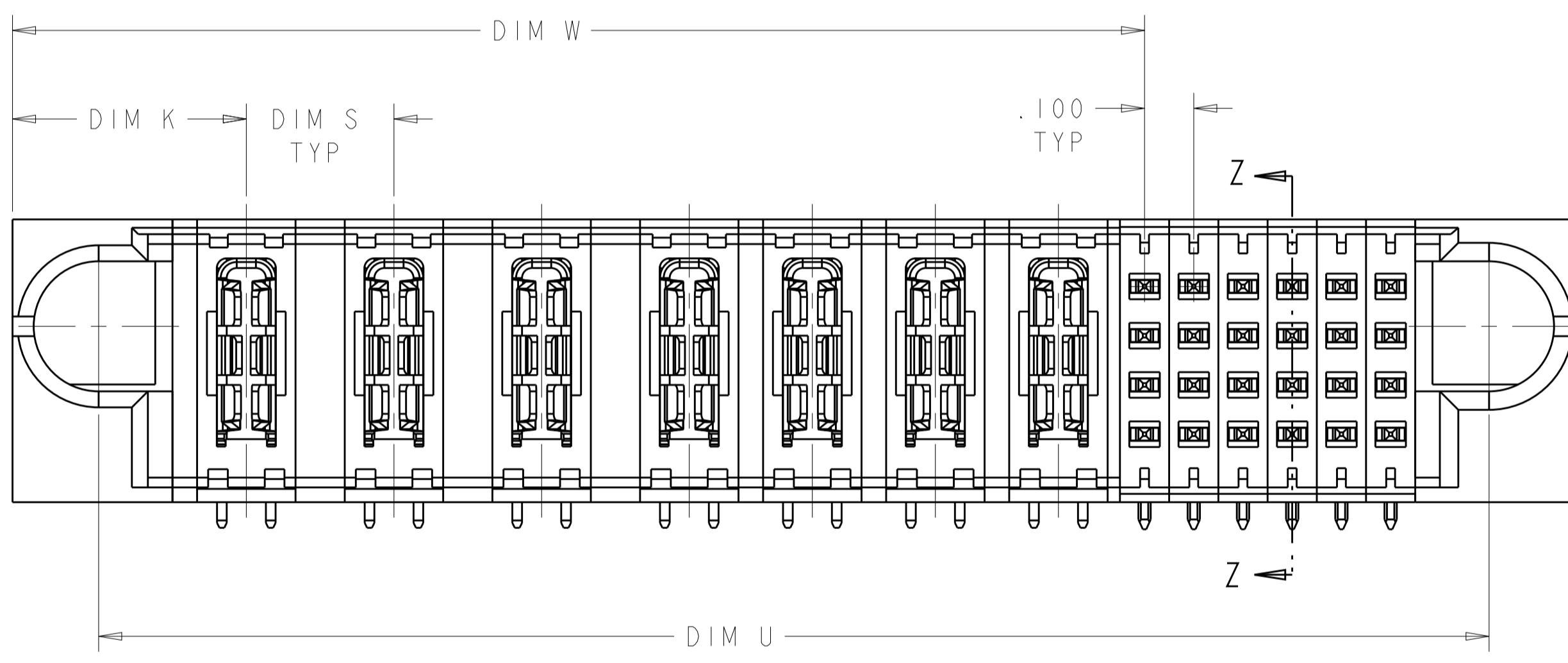


LOC	DIST	REVISIONS					
ES	00	P	LTN	DESCRIPTION	DATE	DWN	APVD
		C1		REV PER ECR-13-004638	20MAR2013	ML	SZ



- 1 "AMP", PART NUMBER AND DATE CODE TO BE MARKED IN AREA SHOWN. PARTS UNDER 2.00 LONG MAY BE MARKED ON BOTH SIDES.
- 2 MATERIAL: HOUSING - GLASS FILLED HIGH TEMP THERMO PLASTIC, UL94 V-O.
SIGNAL CONTACT - COPPER ALLOY
POWER CONTACT - HIGH CONDUCTIVITY COPPER ALLOY
- 3 CONTACT PLATING: NOBLE METAL PLATING ON CONTACT FUNCTIONAL AREA OF POWER AND SIGNAL CONTACTS.
- 4 MECHANICAL CONNECTOR KEEP OUT ZONE.
- 5 DATUM AND BASIC DIMENSIONS ESTABLISHED BY CUSTOMER.
- 6 PCB - ALL HOLE DIAMETERS ARE FINISHED HOLE SIZES
- 7 PCB - .0453±.0010 DRILLED HOLES PLATED WITH .0003 MIN Sn OVER .001 TO .003 Cu PLATING TO ACHIEVE A .040 DIAMETER HOLE
- 8 VARIABLE DIMENSION SHOW ON VIEW (SHEET 2)..



3.650	.250	3.700	3.125	4.000	.450	IIP + 24S	1892212-3
3.650	.250	3.700	3.125	4.000	.450	IIP + 24S	1892212-2
2.825	△	2.875	2.300	3.175	.475	3ACP + 4P + 24S	1892212-1
DIM U	DIM S	DIM D	DIM W	DIM L	DIM K	DESCRIPTION	PART NUMBER

THIS DRAWING IS A CONTROLLED DOCUMENT.

DWN: Alex Shao
CHK: Sunny Zhao
APVD: Steven Yao

30AGU2006
30AGU2006
30AGU2006

NAME: RIGHT ANGLE HEADER MULTI-BEAM XL, PWR-SIG, W/GUIDES MOUNTING HOLES

PRODUCT SPEC: 108-1973
APPLICATION SPEC: 114-13038

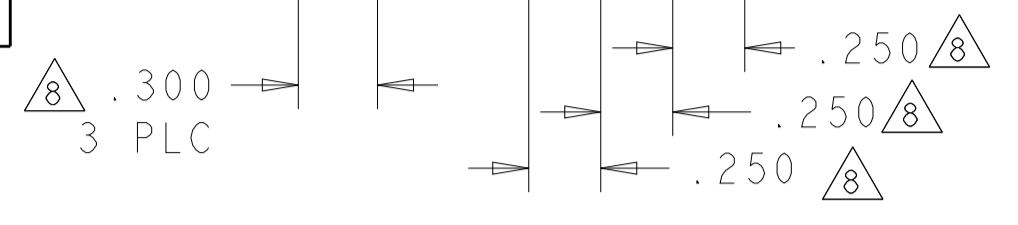
SIZE: A1
CAGE CODE: 100779
DRAWING NO: 1892212

RESTRICTED TO: Customer Drawing

SCALE: 4:1 SHEET 1 OF 2 REV C1

LOC	DIST	REVISIONS			
P	LTN	DESCRIPTION	DATE	OWN	APVD
ES	00	SEE SHEET 1			

PART NUMBER	ROWS	POWER						SIGNAL					
		P1	P2	P3	P4	P5	P6	P7	1	2	3	4	5
1892212-1	D	TM	TM	TM	TM	TM	TM	J	E	J	J	J	E
	C	TM	TM	TM	TM	TM	TM	K	K	F	F	K	F
	B	TM	TM	TM	TM	TM	TM	N	G	N	N	N	G
A	TM	TM	TM	TM	TM	TM	S	H	S	S	H	H	

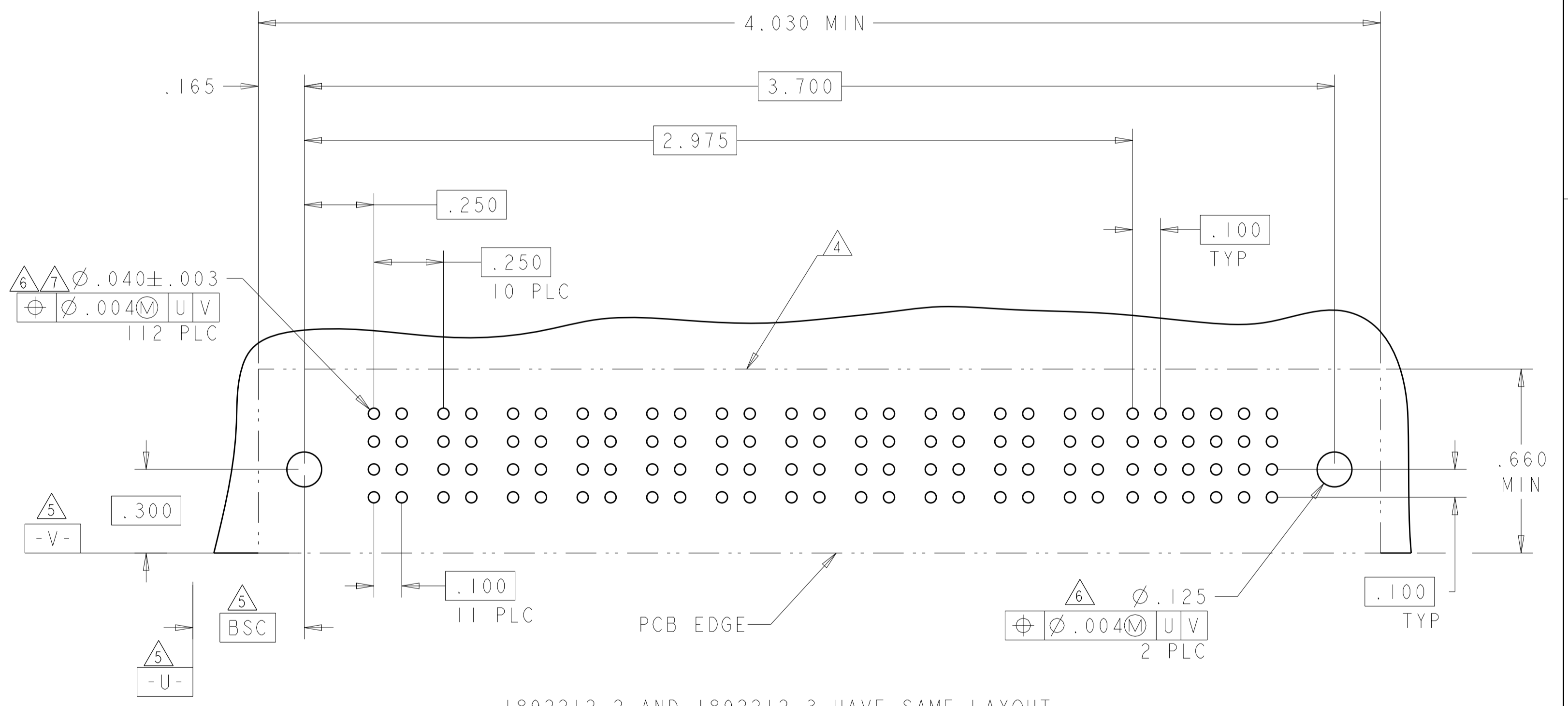
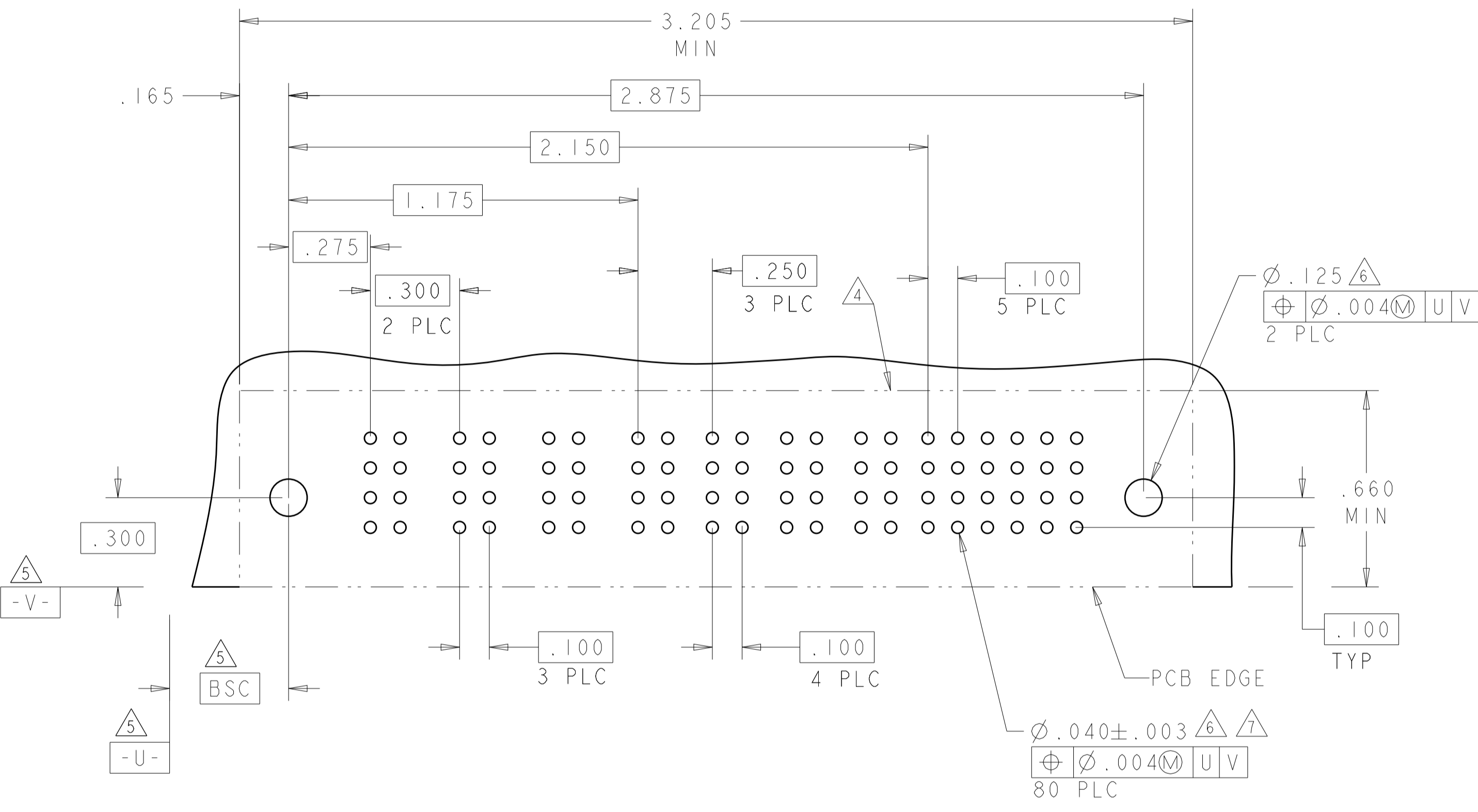


PART NUMBER	ROWS	POWER											SIGNAL					
		P1	P2	P3	P4	P5	P6	P7	P8	P9	P10	P11	1	2	3	4	5	6
1892212-2	D	TM	TM	TM	TM	TM	TM	TM	TM	TM	TM	TM	J	E	J	J	J	E
	C	TM	TM	TM	TM	TM	TM	TM	TM	TM	TM	TM	K	K	F	F	K	F
	B	TM	TM	TM	TM	TM	TM	TM	TM	TM	TM	TM	N	G	N	G	N	G
A	TM	TM	TM	TM	TM	TM	TM	TM	TM	TM	TM	S	S	S	S	H	H	

11P + 24S

PART NUMBER	ROWS	POWER											SIGNAL					
		P1	P2	P3	P4	P5	P6	P7	P8	P9	P10	P11	1	2	3	4	5	6
1892212-3	D	TM	TM	TM	TM	TM	TM	TM	TM	TM	TM	TM	J	E	J	J	J	E
	C	TM	TM	TM	TM	TM	TM	TM	TM	TM	TM	TM	K	K	F	F	K	F
	B	TM	TM	TM	TM	TM	TM	TM	TM	TM	TM	TM	N	G	N	N	N	G
A	TM	TM	TM	TM	TM	TM	TM	TM	TM	TM	TM	S	S	S	S	H	H	

11P + 24S



1892212-2 AND 1892212-3 HAVE SAME LAYOUT.

D	SIGNAL CONTACT, MLBF	E
C	SIGNAL CONTACT, MLBF	F
B	SIGNAL CONTACT, MLBF	G
A	SIGNAL CONTACT, MLBF	H
D	SIGNAL CONTACT, STD	J
C	SIGNAL CONTACT, STD	K
B	SIGNAL CONTACT, STD	N
A	SIGNAL CONTACT, STD	S
-	POWER CONTACT, .135 TAIL LENGTH	TM
ROW	DESCRIPTION	CODE

THIS DRAWING IS A CONTROLLED DOCUMENT.

DIMENSIONS: INCHES	TOLERANCES UNLESS OTHERWISE SPECIFIED:	OWN: Alex Shao	30AGU2006
0 PLC ±.01	1 PLC ±.01	CHK: Sunny Zhao	30AGU2006
2 PLC ±.01	3 PLC ±.005	APVD: Siyuan Yao	30AGU2006
4 PLC ±.0020	ANGLES ±.2	NAME: RIGHT ANGLE HEADER MULTI-BEAM XL, PWR-SIG, W/GUIDES MOUNTING HOLES	PRODUCT SPEC: 108-1973
MATERIAL: -	FINISH: -	APPLICATION SPEC: 114-13038	SIZE: 114-13038
		WEIGHT: -	RESTRICTED TO: A100779
		Customer Drawing	SCALE: 4:1 SHEET 2 OF 2 REV: C1

TE Connectivity

单击下面可查看定价，库存，交付和生命周期等信息

[>>TE Connectivity\(泰科\)](#)