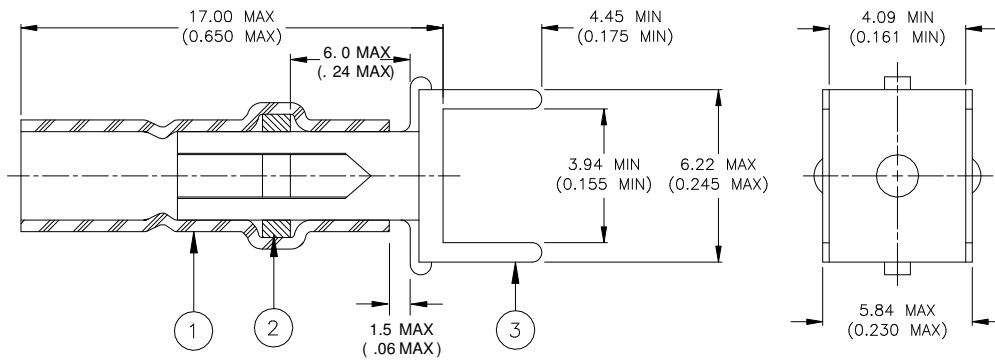


CUSTOMER DRAWING

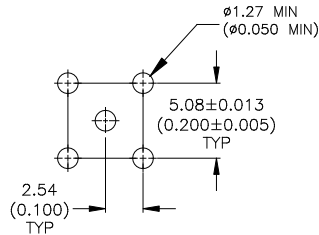


MATERIALS

1. INSULATION SLEEVE: Heat-shrinkable, transparent blue, radiation cross-linked polyvinylidene fluoride.
2. SOLDER PREFORM WITH FLUX:
 - SOLDER: TYPE Sn63 per ANSI-J-STD-006.
 - FLUX: TYPE ROL0 per ANSI-J-STD-004.
3. TERMINATOR BODY: Copper alloy, solder-plated.

APPLICATION

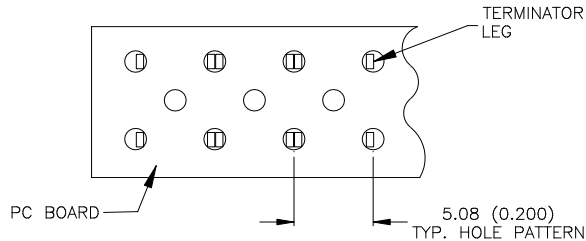
1. Terminator is designed to be used on P.C. boards with the following hole pattern:



2. This terminator is designed for use with the cables listed in table below. Other applications should be submitted to TE Connectivity for evaluation.

Raychem Cable No.	RG Cable No.
5028A1317, 5026A1317, 7028A1317, 7528A1317,	RG-178, -179, -187,-188,-316

3. Terminators may be positioned such that grounding legs of adjacent terminators share the same holes in the PC board. When terminators are positioned in this manner a 1.40 (0.055) minimum hole diameter is required.



4. Performance:
 - a. Temperature rating 125°C.
 - b. Current rating 3 amps max.
5. For termination procedure, see ES 61139.

		Raychem DEVICES	TITLE: PCB TERMINATOR, COAXIAL STRAIGHT, 5.08 (0.200) GRID		
Unless otherwise specified dimensions are in millimeters. [Inches dimensions are shown in brackets]			DOCUMENT NO.: D-607-09		
TOLERANCES: 0.00 N/A 0.0 N/A 0 N/A	ANGLES: N/A ROUGHNESS IN MICRON	TE Connectivity reserves the right to amend this drawing at any time. Users should evaluate the suitability of the product for their application.	REV: C	DATE: 09-Mar-2020	
PREPARED BY: UNGUYEN	CAGE CODE: 06090	ECO NUMBER: ECO-20-003687	SCALE: NTS	SIZE: A	SHEET: 1 of 1

© 09-Mar-2020 Tyco Electronics Corporation. All rights reserved.

If this document is printed it becomes uncontrolled. Check for the latest revision.

TE Connectivity, TE connectivity (logo), Raychem are trademarks

单击下面可查看定价，库存，交付和生命周期等信息

[>>TE Connectivity\(泰科\)](#)