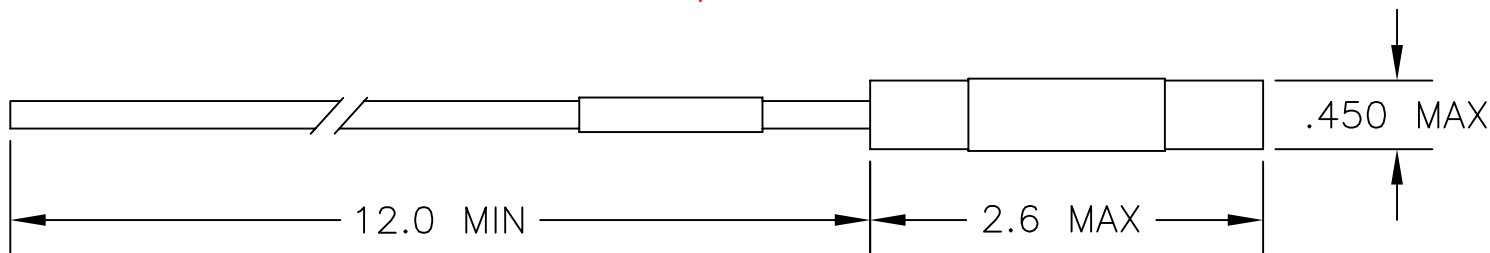
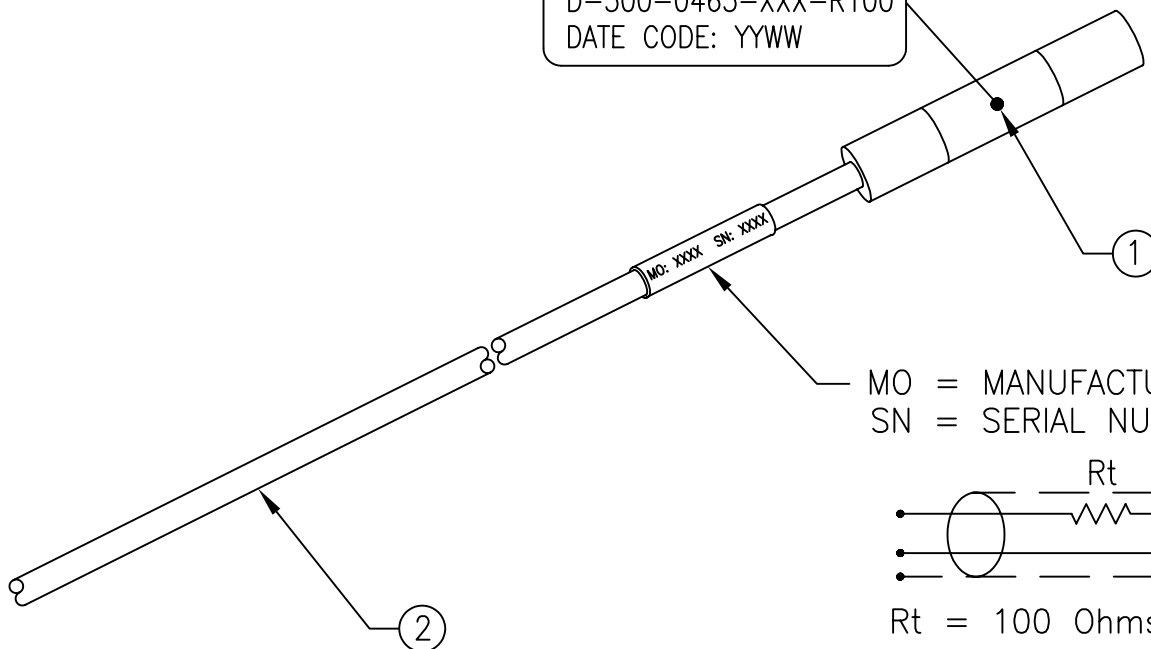


REVISIONS			
REV	DESCRIPTION	DATE	APPROVED
B	REVISED DWG PER DCR No. C070012	1/24/07	GMR

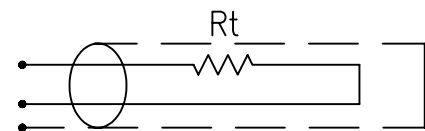
If this document is printed it becomes uncontrolled. Check for the latest revision.



Raychem 06090  
D-500-0463-XXX-R100  
DATE CODE: YYWW



MO = MANUFACTURING ORDER  
SN = SERIAL NUMBER



Rt = 100 Ohms ±5% 1W

SCHEMATIC

- ① TERMINATOR MODULE, SEALED, STRAIN RELIEVED, BLACK.
- ② RAYCHEM CABLE, WITH TRANSLUCENT BLUE JACKET.

PART No.	DESCRIPTION	BUS CABLE	CABLE DESCRIPTION
D-500-0463-F24-R100		0024F2424-6X	24 AWG, WITH SINGLE SHIELD
D-500-0463-F44-R100		0024F4424-6X	24 AWG, WITH DOUBLE SHIELD

### SPECIFICATION CONTROL DRAWING

© 2006-2007 Tyco Electronics Corporation. All Rights Reserved.

UNLESS OTHERWISE SPECIFIED  
DIMENSIONS ARE IN INCHES.  
METRIC DIMENSIONS ARE  
IN BRACKETS.

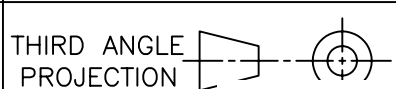
DECIMALS  
.XXX ± --- [ mm ]  
.XX ± --- [ mm ]  
ANGLES  
.X ± ---

DRAWN	G.Rositano	11/9/06
APPROVED	T.Ratzlaff	11/9/06
MATERIAL	SEE NOTE 1	
FINISH	SEE NOTE 1	
CAD NAME	C070012A	

<b>tyco</b> <b>Electronics</b>	Tyco Electronics Corporation 300 Constitution Drive Menlo Park, CA. 94025 U.S.A.	<b>Raychem</b>
-----------------------------------	--	----------------

TITLE  
100 OHM EIA/TIA-485  
TERMINATOR SYSTEM

ASSEMBLY WEIGHT  
WITHOUT CABLE: 5.2 g  
(SEE NOTE 4.0)



SIZE	CAGE CODE:	DWG. NO.
A	06090	D-500-0463-XXX-R100

## 1.0 MATERIALS AND FINISHES

1.1 TERMINATOR, WITH 1W RESISTOR, PART NO. RWR81N1000FR TO MIL-PRF-39007/9, SHIELDED USING TIN COATED COPPER BRAID AND Sn96 SOLDER PER ANSIIJ-STD-006.

1.2 SEALED STRAIN RELIEF COVER, MODIFIED CROSS LINKED ELASTOMER THAT MEETS THE PERFORMANCE REQUIREMENTS OF RAYCHEM SPEC. RT-1325.

### 1.3 CABLE DESCRIPTIONS:

0024F2424-6X: 100 Ohm, 24 Awg, 19 STRANDS OF 36 Awg, SILVER PLATED, 2 CONDUCTOR, WHITE/BLUE DIELECTRICS, WITH FILLERS. SINGLE TIN PLATED SHIELD. TRANSLUCENT BLUE ETFE JACKET, WITH OD. OF .129 NOMINAL.

0024F4424-6X: 100 Ohm, 24 Awg, 19 STRANDS OF 36 Awg, SILVER PLATED, 2 CONDUCTOR, WHITE/BLUE DIELECTRICS, WITH FILLERS. DOUBLE TIN PLATED SHIELDS, ONE FLAT AND ONE ROUND. TRANSLUCENT BLUE ETFE JACKET, WITH OD. OF .146 NOMINAL.

## 2.0 CABLE SPLICING/BENDING:

2.1 FOR CABLE SPLICING, USE SPLICE KIT D-150-0331 (ORDERED SEPARATELY).

2.2 CABLES BEND RADIUS PER SAE-AS50881, STATIC 5 X CABLE OD. MIN.  
DYNAMIC 10 X CABLE OD. MIN.

## 3.0 TEMPERATURE

3.1 CABLE/STRAIN RELIEF COVER MEETS OPERATING TEMPERATURE OF -65° TO 150°C CONTINUOUS.

## 4.0 ASSEMBLY WEIGHTS

4.1 TOTAL ASSEMBLY WEIGHT INCLUDING CABLE:  
WITH 24 AWG CABLE: 16.7 g MAX

## 5.0 RESISTOR ELECTRICAL PERFORMANCE (FOR REFERENCE ONLY)

5.1 MAXIMUM EFFECTIVE SERIES INDUCTANCE: .37 $\mu$ H.

5.2 MAXIMUM EFFECTIVE PARALLEL CAPACITANCE: 1.5pF.

If this document is printed it becomes uncontrolled. Check for the latest revision.

## SPECIFICATION CONTROL DRAWING

© 2006-2007 Tyco Electronics Corporation. All Rights Reserved.

DRAWN G.Rositano	DATE 11/9/06	SIZE A	CAGE CODE: 06090	DWG. NO. D-500-0463-XXX-R100	REV B
CAD FILE CO70012B	Downloaded From <a href="http://Oneyac.com">Oneyac.com</a>		THIS DRAWING	SHEET 2 OF 2	

单击下面可查看定价，库存，交付和生命周期等信息

[>>TE Connectivity\(泰科\)](#)