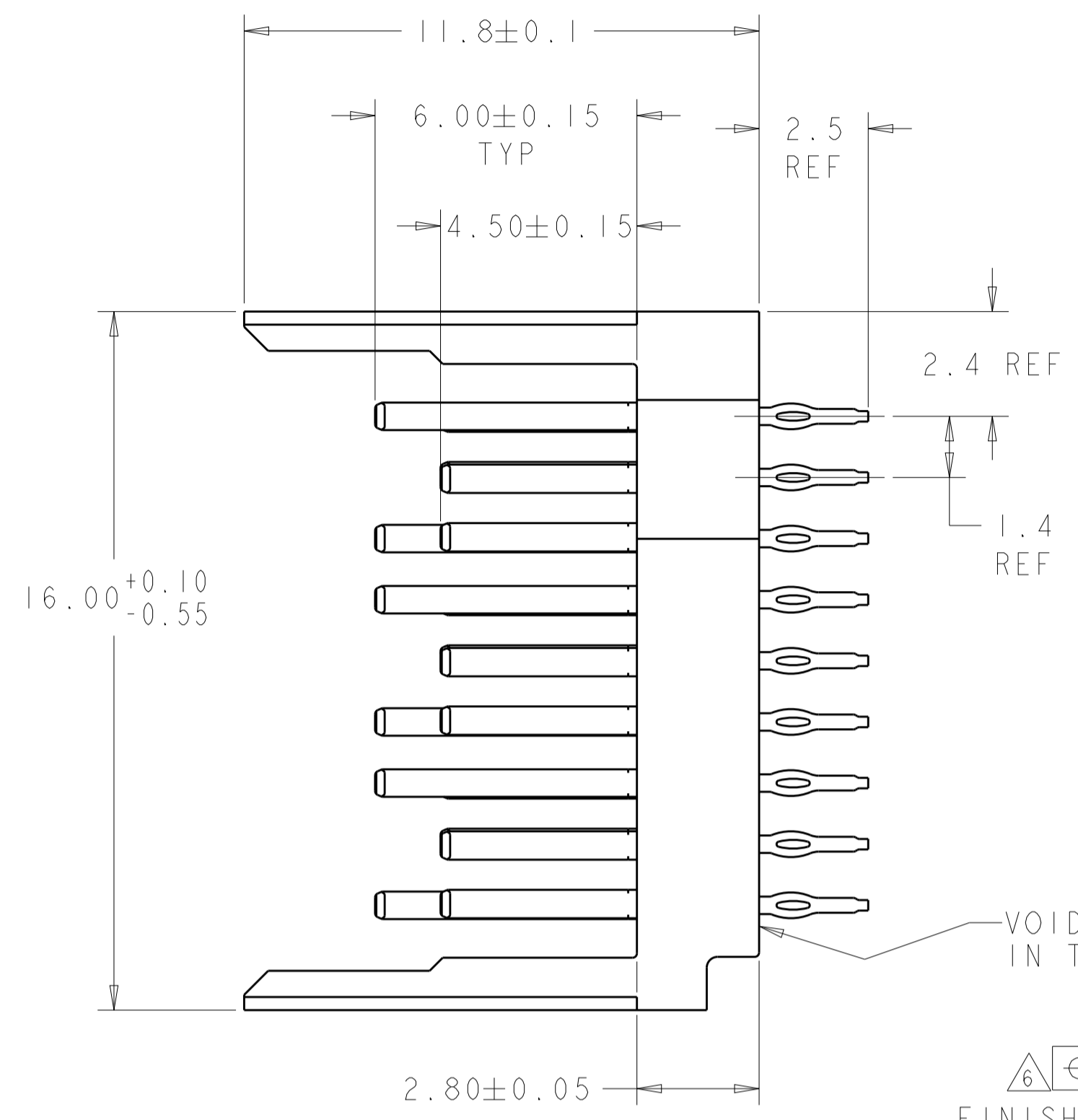
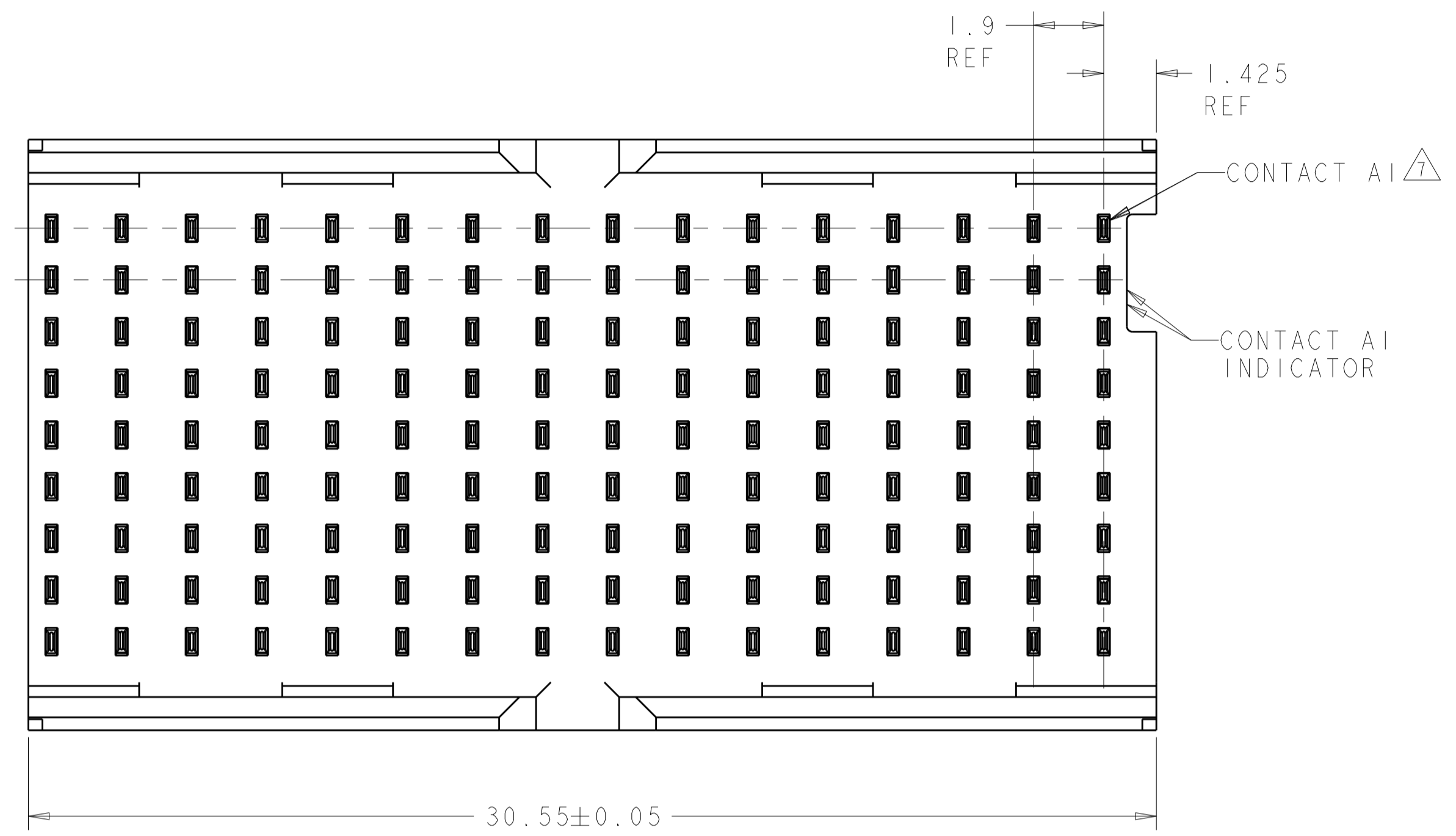
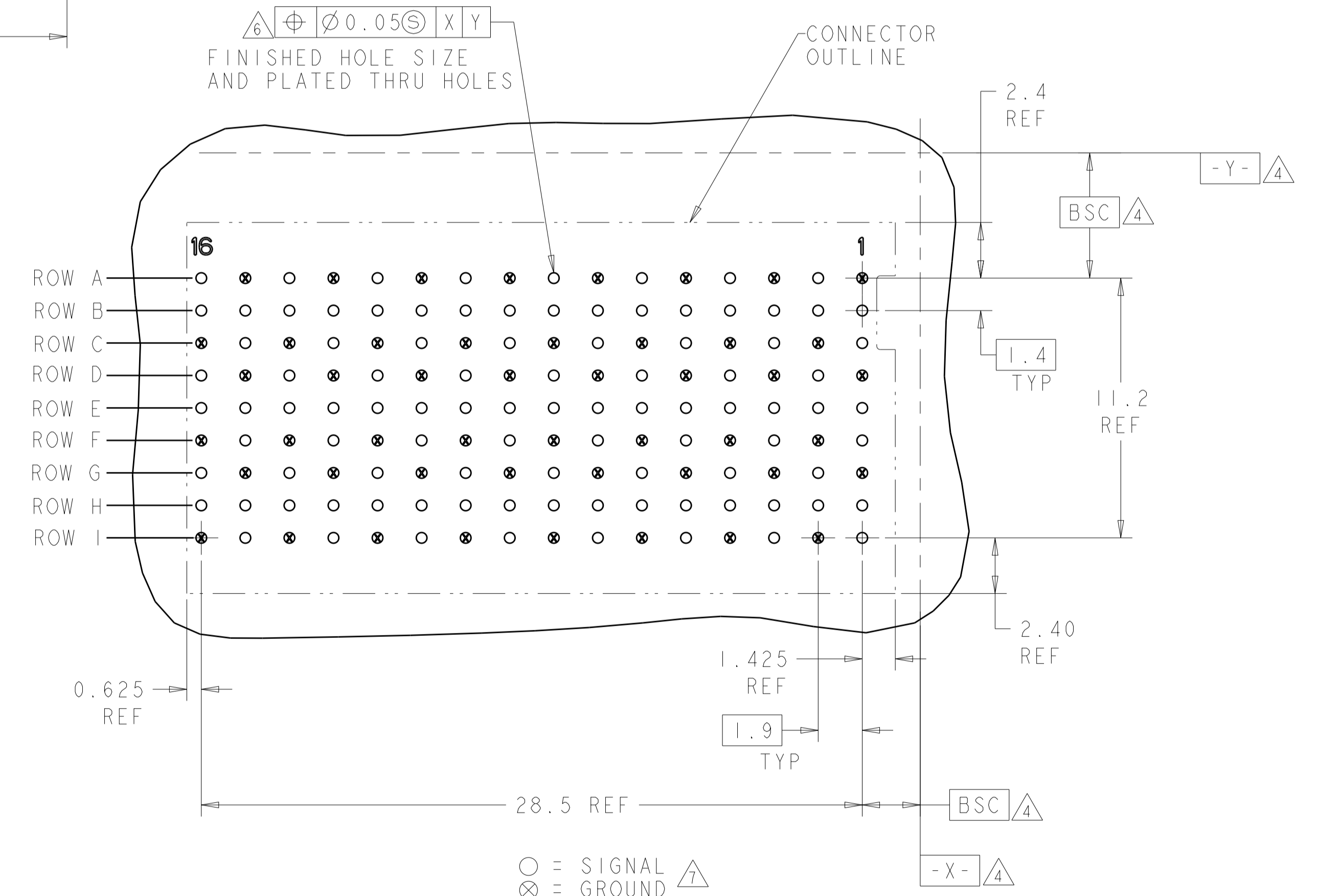
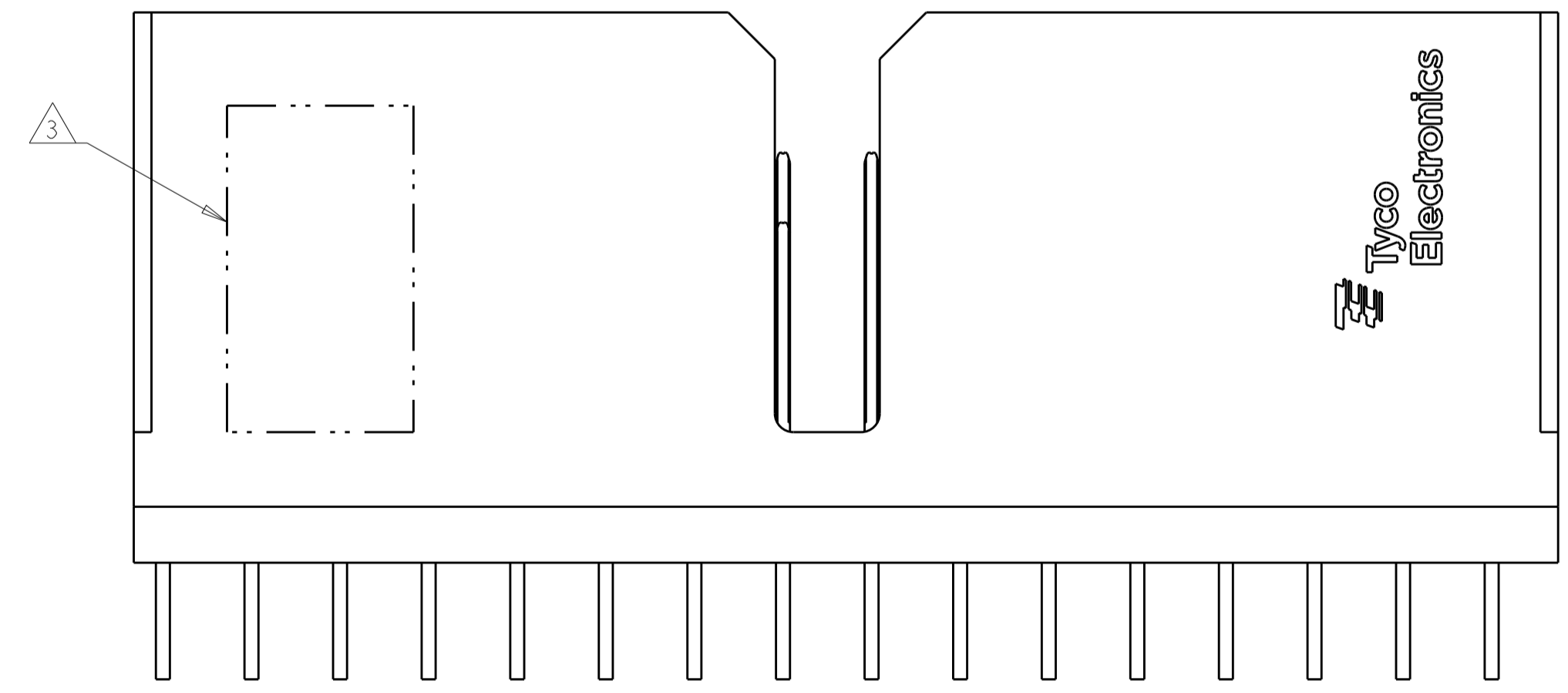


LOC	DIST	REVISIONS			
GP	00	REV	DATE	BY	APPD
		D	REVISED PER ECO-13-002771	20MAR2013	KH RP



- 1 MATERIAL:
CONTACT - PHOS BRONZE
HOUSING - LCP, UL 94V-0, COLOR - BLACK
- 2 FINISH:
CONTACT AREA FINISH CONFORMS TO THE REQUIREMENTS OF TE PRODUCT SPECIFICATION 108-2303; BASED ON TELCORDIA GR-1217-CORE FOR SYSTEM QUALITY LEVEL III APPLICATIONS IN CONTROLLED ENVIRONMENTS (CENTRAL OFFICE).
COMPLIANT PIN AREA- 0.5µm MIN MATTE TIN OVER 1.27µm MIN NICKEL.
- 3 CONNECTOR MARKED WITH PART NUMBER, DATE CODE AND REVERSE IN APPROXIMATE AREA SHOWN
- 4 DATUMS AND BASIC DIMENSIONS ESTABLISHED BY CUSTOMER.
- 5. CONTACT AREA LUBRICATED WITH BELLCORE APPROVED LUBRICANT. TECHNICAL REFERENCE GR-1217-CORE, ISSUE 1, NOVEMBER 1995.
- 6 REFERENCE APPLICATION SPEC 114-13202 FOR RECOMMENDED PLATED THRU HOLE DIAMETER AND PLATING THICKNESSES.
- 7 FOR MID-PLANE APPLICATIONS, PIN A1 WILL MAP TO PIN A16 OF FRONT SIDE CONNECTOR. REFERENCE APPLICATION SPEC 114-13202.



○ = SIGNAL
 ⊗ = GROUND
 RECOMMENDED PC BOARD LAYOUT BACKPLANE, COMPONENT SIDE SHOWN
 SCALE 6:1

2065669-1
 PART NUMBER

THIS DRAWING IS A CONTROLLED DOCUMENT.		OWN B. CARBO 14JAN2009	TE Connectivity	
DIMENSIONS:		CHK R. PATTERSON 14JAN2009	NAME HEADER ASSEMBLY, OPEN ENDED, 3 PAIR, 16 COLUMN, REVERSE LOAD REVERSE LOAD	
TOLERANCES UNLESS OTHERWISE SPECIFIED:		APVD R. PATTERSON 14JAN2009	PRODUCT SPEC	
mm	0 PLC ±	APPLICATION SPEC		
	1 PLC ±	SIZE CAGE CODE DRAWING NO RESTRICTED TO		
	2 PLC ±	A100779C=2065669		
	3 PLC ±	SCALE 8:1 SHEET 1 OF 1 REV D		
	4 PLC ±	CUSTOMER DRAWING		
	ANGLES ±			
MATERIAL	FINISH			

单击下面可查看定价，库存，交付和生命周期等信息

[>>TE Connectivity\(泰科\)](#)