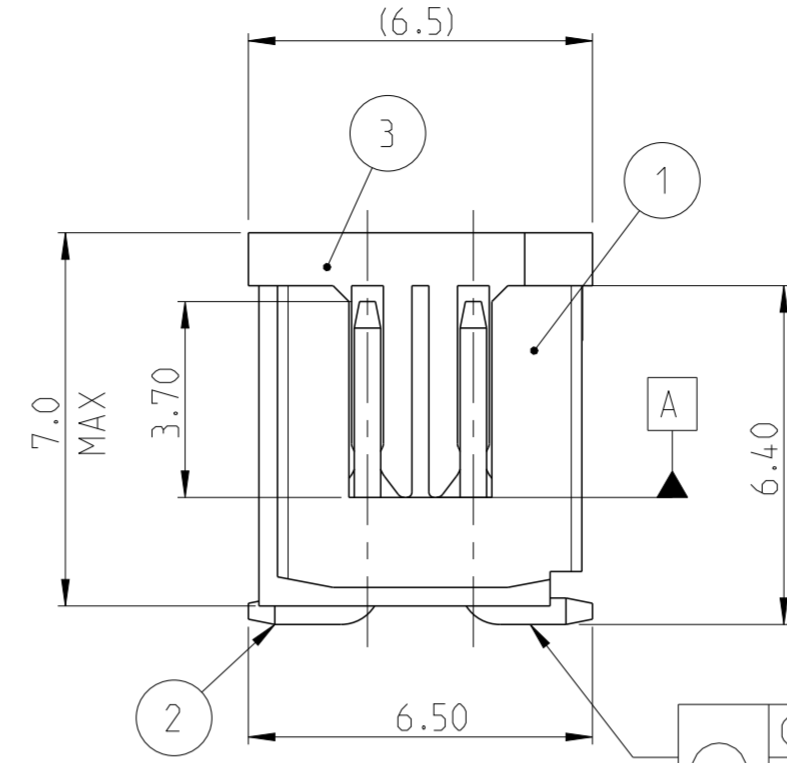
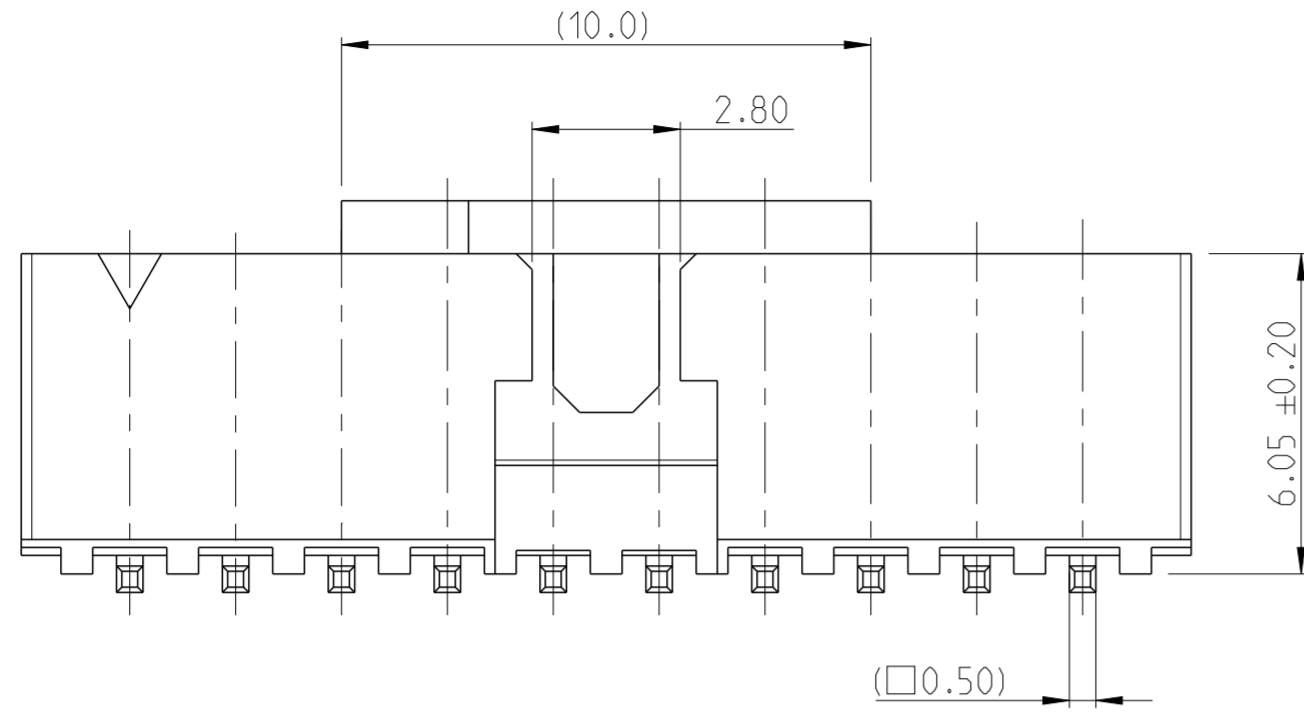


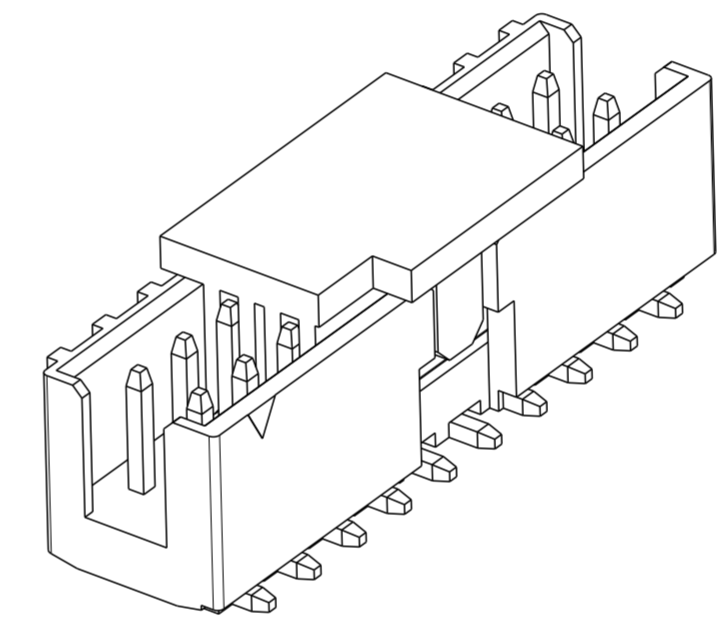
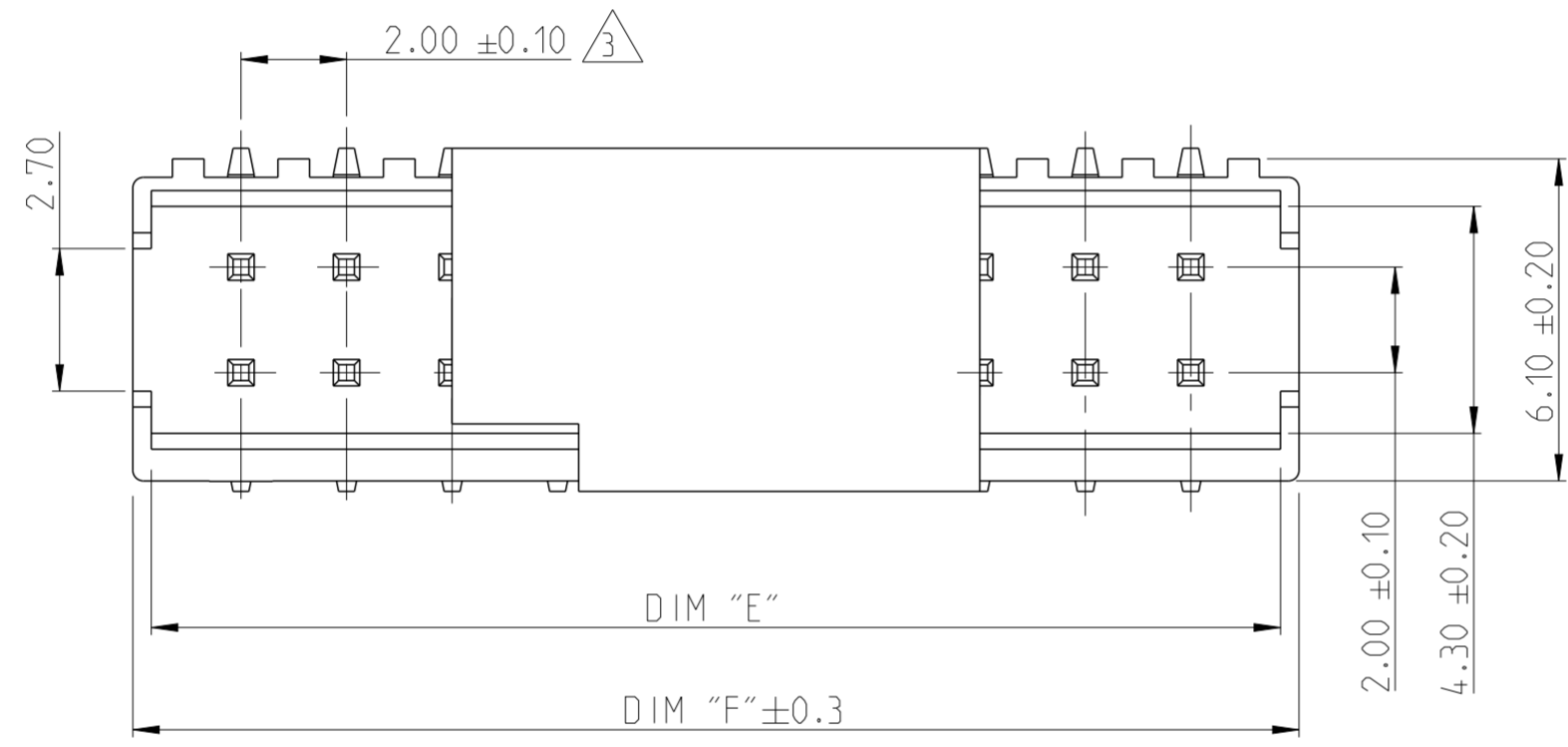
P	LTR	DESCRIPTION	DATE	DWN	APVD
A		RELEASE TO PRODUCTION	28NOV2019	AY	PS
A1		REMOVE POSITION 4, 6 AND 8	04JUN2020	AY	PS



NOTES:  
 1. MATERIAL  
 HOUSING & P&P CAP : HIGH TEMPERATURE THERMOPLASTIC, UL94-V0; COLOR- BLACK  
 POST : COPPER ALLOY  
 FINISH :  
 MATING SIDE: MIN. 0.1 μm GOLD OVER NICKEL UNDER PLATING.  
 SOLDER SIDE: MIN. 2.0 μm TIN OVER NICKEL UNDER PLATING.  
 2. PACKAGING: TAPE AND REEL (WITH PICK AND PLACE CAP)  
 3 TOLERANCE NOT CUMULATIVE.

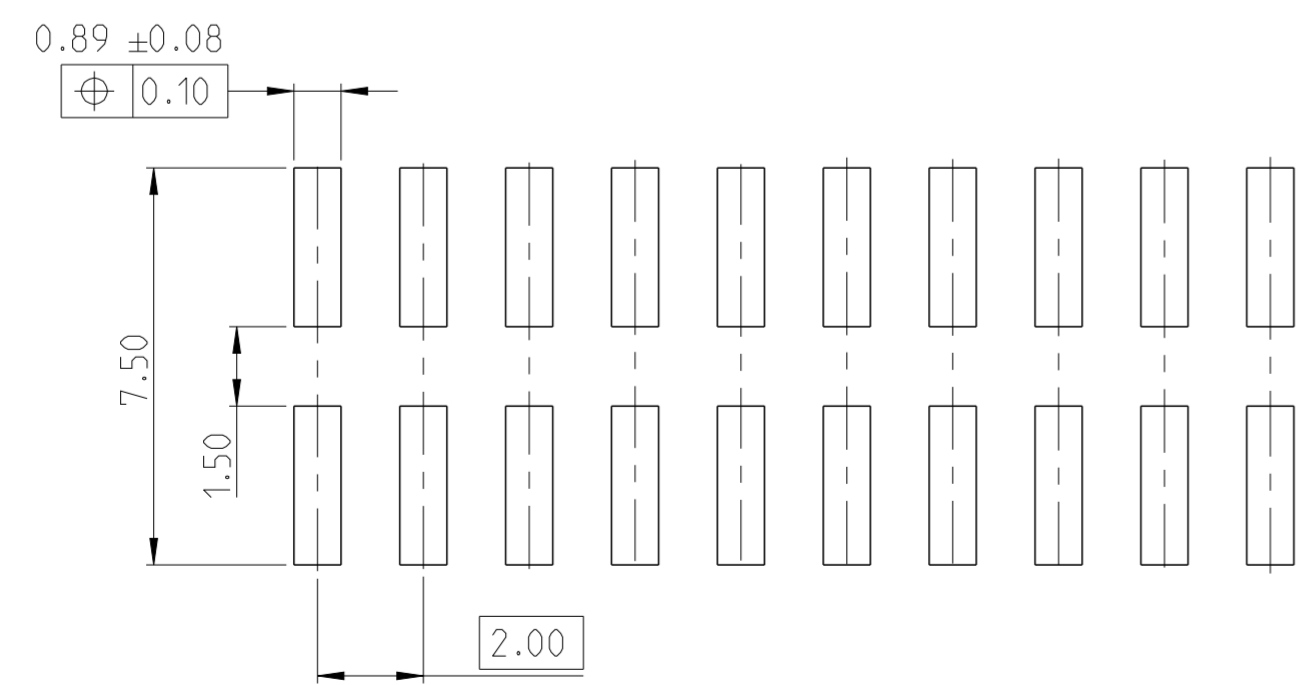
	0.10	A	10-30 POS
	0.15	A	32-50 POS

ALL CONTACTS



2-2842278-0 AS SHOWN

52.10	51.40	50	5-2842278-0
50.10	49.40	48	4-2842278-8
48.10	47.40	46	4-2842278-6
46.10	45.40	44	4-2842278-4
44.10	43.40	42	4-2842278-2
42.10	41.40	40	4-2842278-0
40.10	39.40	38	3-2842278-8
38.10	37.40	36	3-2842278-6
36.10	35.40	34	3-2842278-4
34.10	33.40	32	3-2842278-2
32.10	31.40	30	3-2842278-0
30.10	29.40	28	2-2842278-8
28.10	27.40	26	2-2842278-6
26.10	25.40	24	2-2842278-4
24.10	23.40	22	2-2842278-2
22.10	21.40	20	2-2842278-0
20.10	19.40	18	1-2842278-8
18.10	17.40	16	1-2842278-6
16.10	15.40	14	1-2842278-4
14.10	13.40	12	1-2842278-2
12.10	11.40	10	1-2842278-0
DIM "F"	DIM "E"	POS.	TE PN.



RECOMMENDED PCB PATTERN

PICK AND PLACE CAP	3
CONTACT PIN	2
HOUSING	1
DESCRIPTION	ITEM NO.

THIS DRAWING IS A CONTROLLED DOCUMENT.		DWN 11NOV2019 ANKIT YADAV
DIMENSIONS: mm		CHK 25NOV2019 KARTHIK JK
TOLERANCES UNLESS OTHERWISE SPECIFIED:		APVD 27NOV2019 PRASHANTH S.
0 PLC ±	1 PLC ±	PRODUCT SPEC 108-64040
2 PLC ±0.25	3 PLC ±	APPLICATION SPEC 114-32259
4 PLC ±	ANGLES ±2°	WEIGHT -
MATERIAL FINISH SEE NOTES	SEE NOTES	CUSTOMER DRAWING

<b>STE</b> TE Connectivity	
NAME AMPMODU 2mm SHROUDED HEADER DUAL ROW, VERTICAL SMD, 0.1 Au, T/R, WITH PICK AND PLACE CAP	
SIZE A2	CAGE CODE 00779
DRAWING NO C-2842278	RESTRICTED TO -
SCALE 5:1	SHEET 1 OF 1
REV A1	

单击下面可查看定价，库存，交付和生命周期等信息

[>>TE Connectivity\(泰科\)](#)