

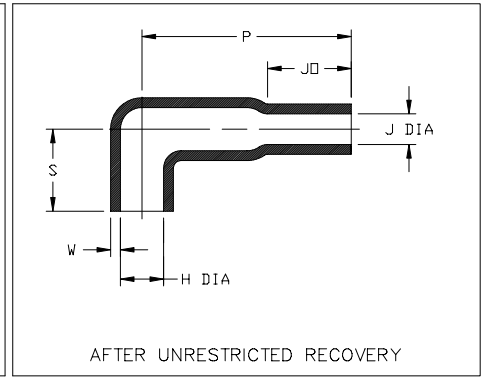
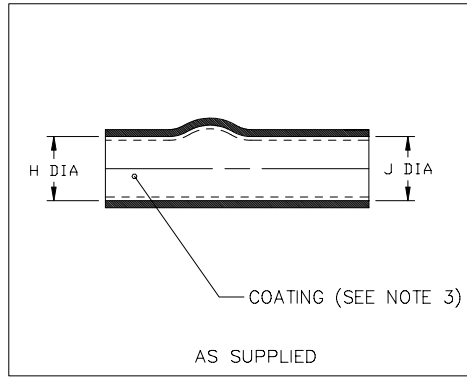
Molded Parts Specification Control Drawing

Part Number : 221A011-X-02

Description : Boot, 90°

NOTES

- All dimensions are in $\frac{\text{inches}}{\text{[millimeters]}}$
- Dimensions appearing in table are as follows:
 - a - As Supplied
 - b - After Unrestricted Recovery
- Coating is required. As supplied dimensions appearing in table are for uncoated parts. When coating is added, entry diameters will be reduced by .06 max.



PART NUMBER	H		J		P	S	JO	W
	Min	Max	Min	Max	±10%	±10%	±10%	±.03
	a	b	a	b	b	b	b	b
221A011-X-02	.86 [21,8]	.31 [7,8]	.86 [21,8]	.22 [5,6]	1.50 [38,1]	.26 [6,6]	.60 [15,2]	.05 [1,3]

**If this document is printed it becomes uncontrolled.
Check for the latest revision.**



TYCO ELECTRONICS
307 CONSTITUTION DRIVE
MENLO PARK, CALIFORNIA 94025

Revision : A
Date : 01/29/03

Part Number : 221A011-X-02
Description : Boot, 90°

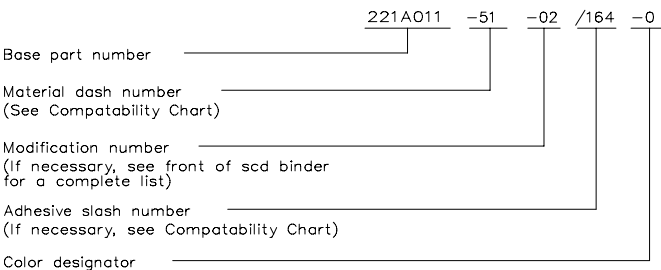
Molded Parts Specification Control Drawing

Part Number : 221A011-X-02

Description : Boot, 90°

COMPATABILITY CHART					
MATERIAL DASH NO.	MATERIAL DESCRIPTION	RT SPEC	COATING SLASH NO.	COATING S NO.	COATING DESCRIPTION
-51	Flexible EPB	RT-1321	/164	S-1124	Adhesive

ORDERING INFORMATION



THIS DRAWING IS SUBJECT TO CHANGE WITHOUT NOTICE; CONSULT YOUR NEAREST FIELD REPRESENTATIVE FOR CURRENT REVISION



TYCO ELECTRONICS
307 CONSTITUTION DRIVE
MENLO PARK, CALIFORNIA 94025

Revision : A
Date : 01/29/03

Part Number : 221A011-X-02
Description : Boot, 90°

单击下面可查看定价，库存，交付和生命周期等信息

[>>TE Connectivity\(泰科\)](#)