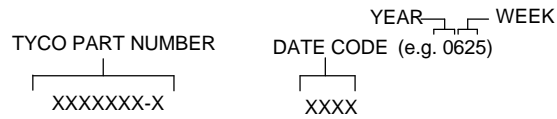


This drawing involves proprietary design rights of Tyco Electronics Corporation, and all design, manufacture, reproduction, use and sale rights regarding the same are expressly reserved. It is submitted for a specific purpose and the recipient by accepting this drawing, assumes custody and control and agrees to take reasonable precautions: (a) that this drawing will not be copied and reproduced, in whole or in part, or its contents revealed in any manner, or to any person except to meet the purpose for which it was delivered and (b) that any special features peculiar to this design will not be incorporated in other projects without the expressed written permission of Tyco Electronics Corporation.

REVISIONS			
ECO NUMBER	REV	DESCRIPTION	DATE
CPR	A	NEW RELEASE	02/14/06
ECO-06-011784	B	UPDATED NOTE 3 TERMINAL: TIN PLATED, MATTE FINISH	05/19/06

6. ITEMS PROVIDED TO THIS SPECIFICATION TO BE PERMANENTLY IDENTIFIED PER THE FOLLOWING IDENTIFIER:

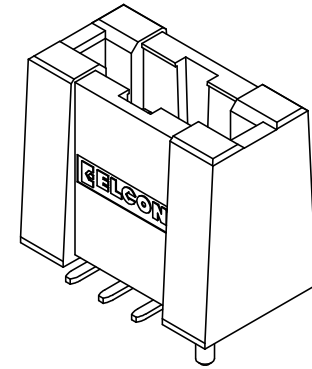


5. ALL DIMENSIONS SHOWN ACROSS A CENTERLINE (C) SHALL BE CENTRALIZED WITHIN THE TOLERANCE INDICATED FOR THAT DIMENSION.
4. A REFERENCE DIMENSION (.XXX) IS WITHOUT TOLERANCE AND USED FOR INFORMATION PURPOSE ONLY.
3. FINISHES:
 CONTACTS: SELECTIVE GOLD PLATED, .000030" MIN THICK
 OVER NICKEL PLATED, .000050" MIN THICK
 TERMINALS: SELECTIVE TIN PLATED, MATTE FINISH, .000120" MIN THICK
 OVER NICKEL PLATED, .000050" MIN THICK

2. MATERIALS:
 INSULATORS: THERMOPLASTIC, GLASS REINFORCED, COLOR-BLACK
 UL94V-0 FLAMMABILITY RATED
 CONTACTS: COPPER ALLOY

1. PART NUMBER CHANGES AND OR DESIGN CHANGES AFFECTING ITEM INTERCHANGEABILITY REQUIRE PRIOR TYCO APPROVAL AND AUTHORIZATION BY REVISION TO THIS DRAWING.

NOTES: UNLESS OTHERWISE SPECIFIED

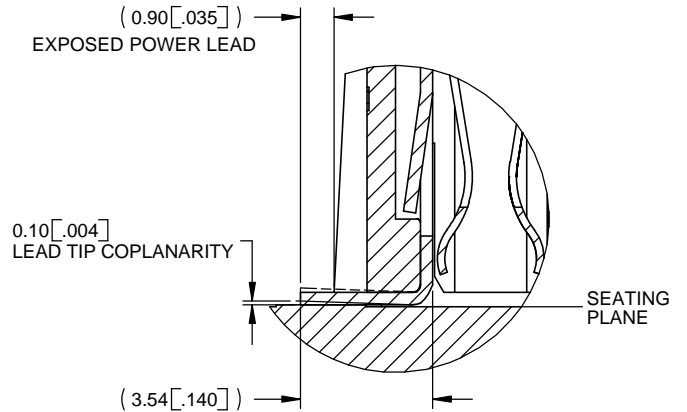
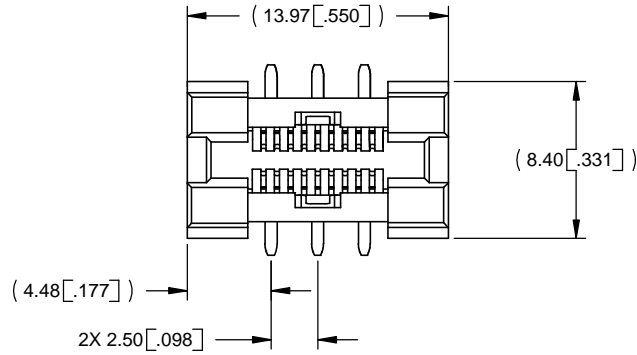


1926057-1	AS SHOWN
PART NUMBER	DESCRIPTION

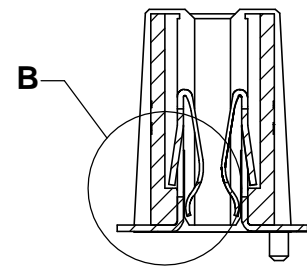
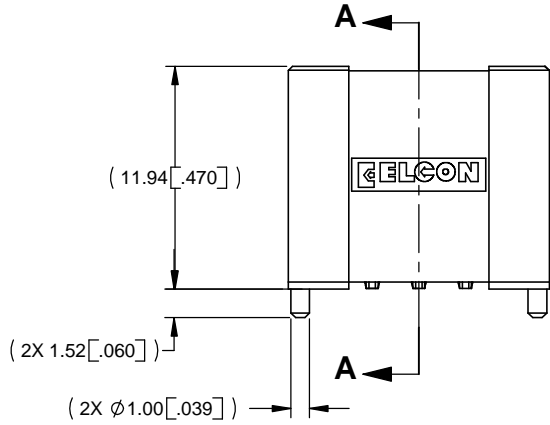
<p>THIRD ANGLE PROJECTION</p> <p>UNLESS OTHERWISE SPECIFIED DIMENSIONS ARE IN METRIC [INCHES]</p> <p>TOLERANCES</p> <p>ANGLES ± 2.0°</p> <p>DECIMALS</p> <p>.XX ± 0.25 [.010]</p> <p>.X ± 0.5 [.02]</p>	DRAWN HA NGUYEN	DATE 02/13/06	Tyco Electronics Corporation Menlo Park, CA 94025 	
	CHECKED			TITLE CONNECTOR, SOCKET, STRAIGHT SINGLE POWER, SURFACE MOUNT P1S0 CROWN EDGE
	APPROVED D. CHAU	05/19/06		SIZE DWG NUMBER B C = 1926057
	DCA APPROVED HA NGUYEN	05/19/06		REV. B
FILE NAME	SC1926057B.SLDDRW		DWG SCALE: 4=1 SH 1 OF 3	

This drawing involves proprietary design rights of Tyco Electronics Corporation, and all design, manufacture, reproduction, use and sale rights regarding the same are expressly reserved. It is submitted for a specific purpose and the recipient by accepting this drawing, assumes custody and control and agrees to take reasonable precautions: (a) that this drawing will not be copied and reproduced, in whole or in part, or its contents revealed in any manner, or to any person except to meet the purpose for which it was delivered and (b) that any special features peculiar to this design will not be incorporated in other projects without the expressed written permission of Tyco Electronics Corporation.

ECO NUMBER		REV	DESCRIPTION	DATE
			NEW RELEASE	



DETAIL B
SCALE 8 : 1

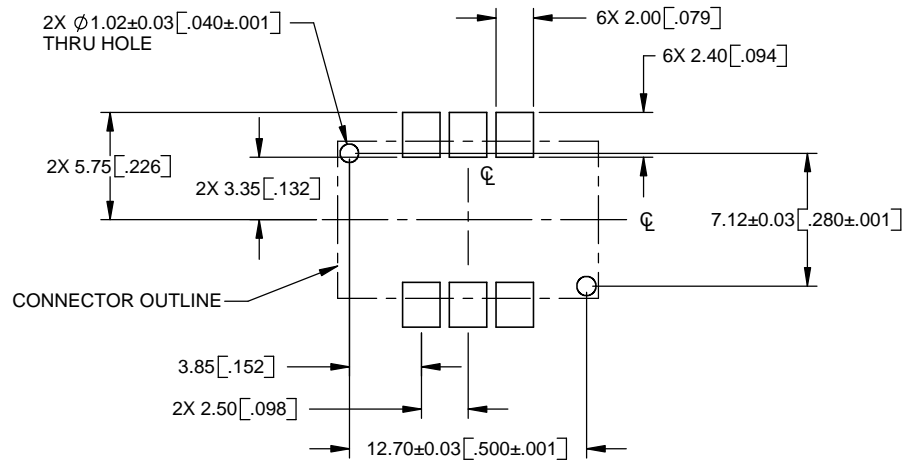


SECTION A-A
SCALE 4 : 1

THIRD ANGLE PROJECTION UNLESS OTHERWISE SPECIFIED DIMENSIONS ARE IN METRIC [INCHES] TOLERANCES ANGLES ± 2.0° DECIMALS .XX ± 0.25 [.010] .X ± 0.5 [.02]	DRAWN HA NGUYEN	DATE 02/13/06	Tyco Electronics Corporation Menlo Park, CA 94025		
	CHECKED		TITLE CONNECTOR, SOCKET, STRAIGHT SINGLE POWER, SURFACE MOUNT P150 CROWN EDGE		
	APPROVED D. CHAU	05/19/06	SIZE B	DWG NUMBER C = 1926057	REV. B
	DCA APPROVED HA NGUYEN	05/19/06	FILE NAME SC1926057B.SLDDRW		
DWG SCALE: 4 = 1			SH 2 OF 3		

This drawing involves proprietary design rights of Tyco Electronics Corporation, and all design, manufacture, reproduction, use and sale rights regarding the same are expressly reserved. It is submitted for a specific purpose and the recipient by accepting this drawing, assumes custody and control and agrees to take reasonable precautions: (a) that this drawing will not be copied and reproduced, in whole or in part, or its contents revealed in any manner, or to any person except to meet the purpose for which it was delivered and (b) that any special features peculiar to this design will not be incorporated in other projects without the expressed written permission of Tyco Electronics Corporation.

REVISIONS		
ECO NUMBER	REV	DESCRIPTION
		SEE SHEET 1



RECOMMENDED SOLDER LAND GUIDELINE
AS VIEW FROM CONNECTOR MOUNTING SIDE

<p>THIRD ANGLE PROJECTION</p> <p>UNLESS OTHERWISE SPECIFIED DIMENSIONS ARE IN METRIC [INCHES]</p> <p>TOLERANCES</p> <p>ANGLES ± 2.0°</p> <p>DECIMALS</p> <p>.XX ± 0.25 [.010]</p> <p>.X ± 0.5 [.02]</p>	<p>DRAWN HA NGUYEN</p> <p>CHECKED</p> <p>APPROVED</p> <p>APPROVED D. CHAU</p> <p>DCA APPROVED HA NGUYEN</p> <p>FILE NAME SC1926057B.SLDDRW</p>	<p>DATE 02/13/06</p> <p>05/19/06</p> <p>05/19/06</p>	<p>tyco Electronics</p> <p>Tyco Electronics Corporation Menlo Park, CA 94025</p> <p>ELCON</p> <p>TITLE USER INFORMATION RECOMMENDED SOLDER LAND GUIDELINE</p> <p>SIZE B DWG NUMBER C = 1926057 REV. B</p>
	DWG SCALE: 4=1		SH 3 OF 3

单击下面可查看定价，库存，交付和生命周期等信息

[>>TE Connectivity\(泰科\)](#)